




Regarding preparations for taking classes online from Spring Term 2020

April 2, 2020

All Waseda University courses for the Spring term (semester, quarter) will begin on Monday, May 11, and in principle will be conducted online through the internet. In anticipation of taking your classes online, please make sure to read the following and take any necessary actions to prepare an appropriate learning environment. ※Certain exceptions for School of Human Sciences e-School programs, Waseda Law School, and Graduate School of Business and Finance Professional Degree programs will be announced later by the appropriate administrative offices.

●There are 3 ways to take classes online.

The class formats will differ depending on the circumstances, so please make sure to be familiar with all 3 methods.

		
<p>Learn through Course Materials / Assignments</p> <p>Learn by studying course materials such as presentation slides, demonstrate your comprehension level by answering quizzes or submitting assignments, and engage in Q&A or peer exchange.</p>	<p>Learn by watching on-demand video recordings of lectures</p> <p>Learn by watching lecture videos, demonstrate your comprehension by answering quizzes or submitting assignments, and engage in Q&A or peer exchange.</p>	<p>Attend live-streamed lectures</p> <p>Learn by watching live-streamed lectures and participating in discussions. Demonstrate your comprehension by answering quizzes as well as submitting assignments, and engage in Q&A or peer exchange.</p>

●There are 3 preparations to be made before taking online classes.

Regardless of which format, the new learning management system (Waseda Moodle) should be used.

① Device

Please prepare a device capable of connecting to the internet such as computers, tablets, smartphones, etc. Make sure to have a camera, microphone, and earphone ready as you may be expected to record your presentations as assignments or participate in real-time streaming lectures.

② Internet Connection

Please secure and connect to an internet connection off campus*. The bandwidth required will differ depending on the class format; for example, for a class with 1 period per week, you will use about 2GB (on average, some courses may use 1.5 to 2 times as much). If you use an internet data plan which charges you based on how much data you used (volume-based billing), be careful as your bill may become very expensive. We recommend using LAN connections or unlimited data plans.

③ Learning Management System (Waseda Moodle)

Waseda Moodle is a new system which was implemented from 2020. Please take time before classes start to make sure your courses are listed correctly and learn how to use the system. Please refer to the web manual for details.

[Web Manual] Waseda Moodle: http://www.wnpspt.waseda.jp/student_en/wsdmoodle/

*For 2020, Course N@vi will be used as well. Make sure to follow your instructor's directions regarding whether your course uses Waseda Moodle or Course N@vi. Course N@vi web manual: http://www.wnpspt.waseda.jp/student_en/course_navi/

●Please refer to “Learn Anywhere”, a website which provides information about taking online classes
“Learn Anywhere”, a website dedicated to providing various information such as the steps for taking online classes and knowhow for problem-free online learning, is scheduled to be launched from April 15, 2020 and will be updated frequently. The announcement will be made through MyWaseda (<https://my.waseda.jp/>).