



Wired/Wireless Access - Central Library -

User Guide No.6-E
Waseda Univ. Library
As of 1 March, 2016

You can use your computer for research purpose in some designated areas.



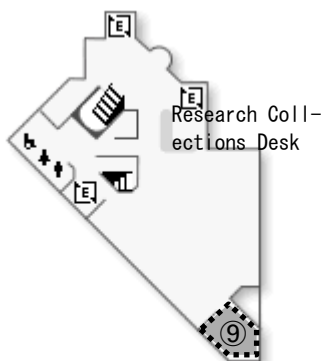
Areas for PC

Floor	Areas	Location	Wireless LAN	Wired LAN	Outlet
3 rd	Reading Room (Newspapers & Periodicals)	①			
	Reading Room (Natural Science Books)	②	✓		✓
	Seminar Room C	③	✓	✓	✓
	Carrels (Bound Periodical Collections area)	④			Some
2 nd	Reading Room (Reference Books)	⑤	✓		✓
	Learning Zone	⑥	✓		✓
	Seminar Room A	⑦	✓		✓
	Seminar Room B	⑧	✓	✓	✓
1 st	Reading Room (Separated area)	⑨	✓		✓
B1	Carrels	All	✓		Some
B2	Study Rooms	All	✓	✓	✓

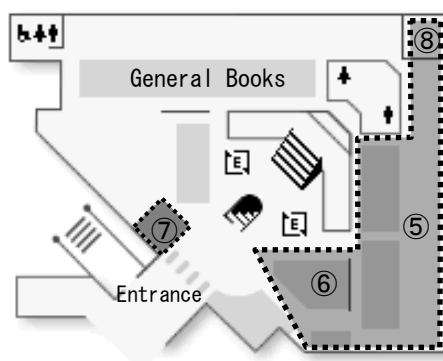
**Wired and Wireless LAN access are available for only current student, faculty and staff.*

Wireless Access Area

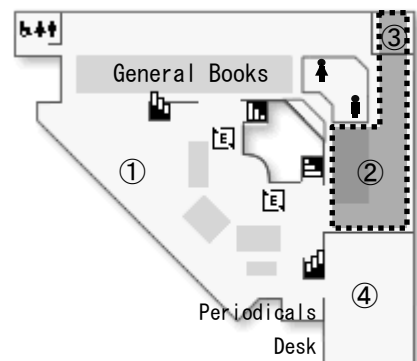
Wireless Zone



1F



2F



3F

Wireless LAN covers all the carrels and study rooms on B1 and B2 level.

How to set up and start

■ Wireless LAN

* Please refer the manual at following website.

http://www.waseda.jp/navi/e/network/wireless_new.html

(Information Technology Service Navigation WASEDA University
> Network Use Guide > Wireless LAN Connections)

* In order to use the Wireless LAN connection, certification with your Waseda-net mail address and MyWaseda password will be required.

■ Wired LAN

* Please refer the manual at following website.

<http://www.waseda.jp/navi/e/network/dhcp.html>

(Information Technology Service Navigation WASEDA University
> Network Use Guide > Wired LAN (DHCP) Connections)

* You need your Waseda-net mail address and MyWaseda password for DHCP authentication.

* Please bring your LAN cable by yourself.

■ Notice

For more information on setting up network in your PC, please ask at Waseda Portal Office on the 1st Floor of Building No. 7.

Manners & Rules

■ All floors

- ◇ Please do not use PC outside the designated areas.
- ◇ Printer, scanner and other similar devices are not allowed to use.
- ◇ Please mute your PC, or put on earphones to avoid making noise.

■ Research Collection area

- ◇ When you bring your PC, please notify staff at the Research Collections Desk on the 1st floor.
- ◇ Study Rooms are only available for graduate students, faculty & staff members, Library Card (Green) holders. If you'd like to use the room, please ask at the Research Collections Desk.

■ Bound Periodical Collections room

- ◇ When you bring in your PC in the room, please notify staff at the periodicals desk on the 3rd floor.

Contact Information about Connection Method and Configuration

For more information on opening hours, refer to the following website.

<https://www.waseda.jp/navi/e/opentime.html>

(Opening hours of individual IT desks)

Office	Location
Academic Advising Office (Waseda Portal Office)	Waseda Campus, Bldg. No. 7 (1F)
Preparation Room for Multi Media	Toyama Campus, Bldg. No. 36 (4F)
Tokorozawa IT Service	Tokorozawa Campus, Bldg. No. 100 (3F)
R&D Support Center	Honjo Campus, Bldg. No. 93 (3F)
Media System Support Section	Nishi-Waseda Campus, Bldg. No. 51 (1F)
Information Management Room	Kitakyushu Campus, Bldg. No. 201-46 (1F)