

**For Non-degree Students  
in Undergraduate or Graduate Schools at WASEDA**

**Academic Year 2018 Admission**

**Center for Japanese Language, Waseda University  
Japanese Language Courses  
Application Guidelines**

**\*This admission is only for students who will enroll in undergraduate or graduate school at Waseda University would like to take Japanese courses. Others are not eligible to apply for this admission.**

**Center for Japanese Language,  
Waseda University**

《 For your information 》

【Course Description】

<http://www.waseda.jp/inst/cjl/en/about/education/curriculum/>

【Syllabus】

<http://www.waseda.jp/inst/cjl/en/students/registration/download/>

Center for Japanese Language, Waseda University  
Address: 1-7-14, Nishi-waseda Shinjuku-ku, Tokyo 169-8050, JAPAN

【E-mail】 [cjl@list.waseda.jp](mailto:cjl@list.waseda.jp)

【URL】 <http://www.waseda.jp/inst/cjl/en/>

## 1. Schedule ※Japan Standard Time

Step	Schedule	Spring 2018 Admission	Fall 2018 Admission
1	Screening Fee Transfer Period	March 1 (Thu.) ~9 (Fri.), 2018 *1	August 22 (Wed.) ~31 (Fri.), 2018 *2
2	Submission of Application Documents		
3	Screening Result Notification	March 16 (Fri.), 2018	September 7 (Fri.), 2018

\*1. The deadline for Non-degree students who will enroll in Graduate School of Social Science (GSSS) is March 12 (Mon.).

\*2. Successful Applicants of Spring Semester Admission do not need to apply again for Fall Semester. However, you need to be a student at home school in order to register for Japanese courses.

## 2. Method of Application

*You must complete both (1) and (2) for your application to be accepted.*

*For (2), please send an e-mail to [cjl-nd@list.waseda.jp](mailto:cjl-nd@list.waseda.jp) with application documents attached by the deadline.*

(1)	(2)
<p><b>Pay the Screening Fee</b></p> <p>* Refer to “3. Screening Fee”</p> <p>Please DO NOT pay the Screening Fee if you are eligible to be exempted from payment.</p> <p>To waive the Screening Fee, contact to <u>the office of school you plan to enroll in</u> for the prescribed form.</p>	<p><b>Submission of “Statement of Reason for Taking Japanese Language Courses”</b></p> <p>Please download the prescribed form posted on our website below. <a href="https://www.waseda.jp/inst/cjl/en/applicants/launch/admission/#anc_13">https://www.waseda.jp/inst/cjl/en/applicants/launch/admission/#anc_13</a></p> <p><b>Submission of one of the followings regarding Screening Fee.</b></p> <p>“Certificate of Payment”, “Result of Payment” or “Application form for Screening Fee Waiver”</p>

## 3. Screening Fee: 25,000 yen

### (1) Period of Transfer

Please pay the screening fee during the designated period indicated below. The payment should be made at a convenience store, by credit card or through China Union Pay/Alipay. No cash or check payments will be accepted.

Admission	Period of Transfer
Spring 2018	March 1 (Thu.) ~9 (Fri.) , 2018 *23:00 (Japanese Standard Time)
Fall 2018	August 22 (Wed.) ~31 (Fri.) , 2018 *23:00 (Japanese Standard Time)

\*If you are paying at a convenience store, web application must be completed before 23:00 (Japanese Standard Time) on the final day.

For Spring Semester Admission, only Non-degree students who will enroll in GSSS can make a payment by March 12 (Mon.) at 23:00 (Japanese Standard Time).

## (2) Payment at a Convenience Store in Japan

Refer to P.4 for payment method details.

### GUIDELINES

1. To make a payment at a convenience store, you must complete the designated application procedure in advance by accessing the “screening fee convenience store payment site” (<https://e-shiharai.net/>) [Japanese only] on the Internet.
2. After making the payment, submit the “Certificate of Payment of the Screening Fee”
3. The payment can be made 24 hours a day, seven days a week , including Saturdays, Sundays, and holidays. However, please note that application via website will end at 23:00 and the payment at a convenience store will be accepted until 23:30 on the last day of the payment period.
4. Even if someone other than the applicant makes the payment, the applicant’s information must be entered.
5. Please select the information as indicated below.

- **お支払い選択** : 「大学・短大」
- **学校選択** (School Selection) : Please search with 「ワセダ」 in Katakana and Choose 「早稲田大学」
- カテゴリ選択**(Category Selection)
- **第一選択** (First Selection) : 「日本語教育研究センター」
- **第二選択** (Second Selection) : 「(学内他箇所科目等履修生用)日本語教育プログラム」
- **第三選択** (Third Selection) : 「2018年春学期」 or 「2018年秋学期」
- **第四選択** (Fourth Selection) : 「学内他箇所科目等履修生選考 25000円」
- **基本情報入力** (Enter basic information) : Even if the payment is paid by the third party, please enter the applicant's name, gender, date of birth, and occupation.

## (3) Payment by Credit Card or Online Payment System (China Union Pay or Alipay)

Refer to P.5 for payment method details.

### GUIDELINES

1. To make a payment by credit card or online payment system (China Union Pay or Alipay), please access the online screening fee payment website (<https://e-shiharai.net/ecard/>) and complete the required procedure.
2. After completing the transaction, scan the “Result” page and submit it.
3. The payment can be made 24 hours a day, seven days a week , including Saturdays, Sundays and holidays.
4. A credit card other than the applicant’s can be used for the payment. In this case, however, the applicant’s information must also be included.
5. Please select the information as indicated below.

- Choose 「Examination Fee Application」
- School Selection : Waseda University ( Undergraduate Schools )
  - First Selection : 「Center for Japanese Language」
  - Second Selection : 「 (For Non-Degree Students) Japanese Language Program」
  - Third Selection : 「Spring 2018 Admission 」 or 「Fall 2018 Admission」
  - Fourth Selection : 「 (For Non-Degree Students) Japanese Language Program JPY25,000」
  - **基本情報入力** (Enter basic information) : Even if the payment is paid by the third party, please enter the applicant's name, gender, date of birth, and occupation.

## (4) Exemption of Screening Fee

Please note that applicants who have been exempted from payment of the Screening Fee for the school you plan to enroll in, are also exempted from payment of the Screening Fee for the Center for Japanese Language.

If the above situation applies to you, please have the “Application Form for Screening Fee Waiver” approved or stamped by the office of the school you plan to enroll in beforehand and submit it to us as an application document.

#### 4. Details of Application Documents

1. “Statement of Reason for Taking Japanese Language Courses” must be written **in Japanese or in English**. Please typewrite it and sign your name by hand at the bottom. For other documents, both handwriting and typewriting are acceptable.
2. Please submit all documents digitally using the following format.
  - Convert/scan paper based information to a digital format 「.pdf/.jpg」
  - Scanned documents must be clearly readable.
  - The application must be filled out by the applicant himself/herself.
3. You may be requested to hand in the original application documents. Please keep all the documents on hand.

You will be deemed to have committed a dishonest act if you falsify, fabricate, or plagiarize any document, material or information submitted in your application. In such case, any decision regarding your application may later be invalidated, and the submitted application documents and screening fee will not be returned.

#### 5. Screening

Screening will be processed on the basis of the “Statement of Reason for Taking Japanese Language Courses”. No writing examination or interview will be provided.

#### 6. Notification of Screening Result

Screening result will be announced by posting the application numbers of successful applicants on our website (<http://www.waseda.jp/inst/cjl/en/>).

\*Telephone or e-mail inquiries will not be answered.

\*Inquiries regarding the screening will not be answered.

Admission	Notification of Screening Result
Spring 2018	March 16 (Fri.), 2018
Fall 2018	September 7 (Fri.), 2018

#### 7. Enrollment Procedures and Course Registration

No enrollment procedures are needed for Center for Japanese Language.

To register Japanese courses, please refer to the “Japanese Course Registration for International Students” which the Center for Japanese Language office will send to successful applicants via e-mail.

The “Japanese Course Registration Guidebook” will also be posted on the webpage below after March 1 (for Spring Admission) and September 1 (for Fall Admission).

<https://www.waseda.jp/inst/cjl/en/students/registration/>

You also can take the “Japanese Course Registration Guidebook” at CJL office (4th floor of building #22).

#### ■ Handling of Personal Information

Waseda University utilizes applicant information (addresses, names, dates of birth etc.) collected at the time of application in order to carry out operations such as the entrance examination, announcement of the screening results, and enrollment procedures. We will take necessary and proper measures to protect such information from leakage, disclosure, or unauthorized use. All or part of the above operations may be outsourced to an agency. In such case, the agency will be contractually required to maintain necessary and proper management. Please note that the personal information may be used as materials for studies and researches to improve our entrance examinations. The information will be statistically processed to prevent any individuals from being identified.

# How to Pay the Screening Fee at the Convenience Store

## Waseda University Convenience Store Easy-Pay Systems for Entrance Exam Fees

Payment accepted  
24hours a day

### 1 Advance Web Application



<https://e-shiharai.net/>

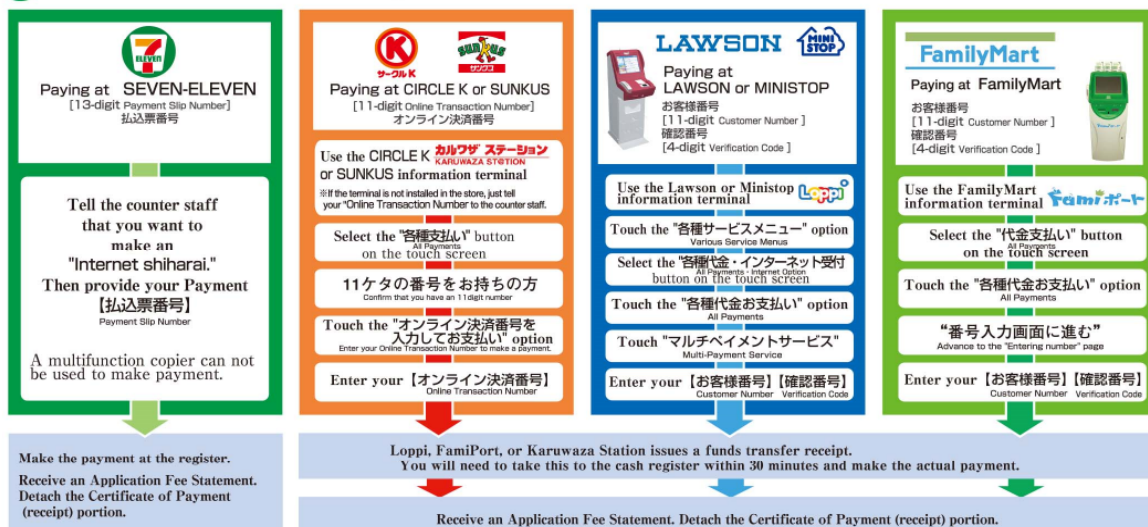


To obtain your application number, please follow the instructions on the screen and input all necessary information. This number will be required when you make your payment.

If you input the wrong information when trying to obtain your application number, please start again from the beginning and make your payment.  
If you are not able to make the required payment before the due date you will receive this deadline upon completing the online application, all the information you had input will be canceled automatically.

### 2 Convenience Store Payment

●The application fee cannot be paid through an ATM. Be sure to make your payment at the cash register.



### 3 Application

Scan "Certificate of Payment" if you pay at a convenience store.

- Be sure to complete your convenience store payment before the time limit expires. All the payment information you entered will be deleted automatically if the payment is not completed before the deadline.
- Please note: After application fee payment has been made at any of the above shops, refund is not possible.
- Please double-check the application deadline in your application guide. Post your payment early enough to be sure it is received in time.

**Payment Commission** (transfer fee charged by all participating stores)  
There is a fee for this payment transfer service, which applicants must pay in addition to the entrance exam fee. The payment commission is as the same at all participating stores.

convenience stores:	
Entrance exam fee \49,999 or less	432 yen (tax incl.)
Entrance exam fee \50,000 or more	648 yen (tax incl.)



Questions about paying your entrance exam fees at convenience stores? Please visit:  
Note: Convenience store staff cannot answer questions about the service.

<https://e-shiharai.net/>




# How to Pay the Screening Fee by Credit Card, Union Pay, or Alipay

**Waseda University**  
**Examination Fee Payment by Credit Card, Union Pay, and Alipay**  
*24 hours a day, 365 days a year, you can pay anytime! Easy, Convenient and Simple!*

You can pay the Examination Fee by using      

Web Application - Online Transaction

Access
https://e-shiharai.net/ecard/


You can access from our website too !

1. Top Page
Click "Examination Fee".

2. Terms of Use and Personal Information Management
Please read the Terms of use an Personal Information Management.  
Click "Agree" button located in the lower part of this page if you agree with these terms.  
 Click "Not agree" button located in lower part of this page if you do not agree with these terms.

3. School Selection
Click "Waseda University".

4. School Information
Read the information carefully and click "Next".

5. Category Selection
Choose First to Fourth Selection and click "Add to Basket".

6. Basket Contents
Check the contents and if it is OK, click "Next".

7. Basic Information
Input the applicant's basic information.  
Choose your credit card and click "Next".

Paying with Credit Card

Input Credit Card Number (15 or 16-digits), expiration date and security code.

↓

All of your application information is displayed. Click "Confirm" to verify.

↓

Click "Print this page" button and print out "Result" page.

Paying with Union Pay, Alipay

Follow the onscreen instructions to complete the card payment.

↓

Please click the "Application Results" button in the upper part of this site (e-shiharai.net).  
 Please write down the "Receipt Number" given when you complete your application, and enter your "Payment Method", "Receipt Number" and "Birth Date". Please make sure your printer is ready.  
 Please print out the "Payment Inquiry - Inquiry result" page.

Scan "Result of Payment by Credit Card, Union Pay, or Alipay."

**[NOTICE/FAQ]**

- During the payment periods and application periods specified in the application guidelines, you can make payment anytime. Please consult the application guidelines and complete payment in time for the application period.
- On the last date of the payment period, please complete the transaction by 11:00pm Japan time.
- It is possible to use a card which carries a name different from that of the applicant. However, please make sure that the information entered in the Basic Information page is the applicant's information.
- If you did not print out the "Result" page, you can display it later on the Application Result page. Please enter "Receipt Number" and "Birth Date" to redisplay.
- Please contact the credit card company if your card is not accepted.

**■ Payment Commission**

There is a fee for this payment transfer service, which applicants must pay in addition to the entrance exam fee.

Entrance exam fee	Payment Commission
~ 29,999 yen	555 yen
30,000 yen ~ 49,999 yen	987 yen
50,000 yen ~ 69,999 yen	1,420 yen
70,000 yen ~ 99,999 yen	1,800 yen
100,000 yen ~ 199,999 yen	2,037 yen
200,000 yen ~ 299,999 yen	2,571 yen
300,000 yen ~	4,320 yen

For questions or problems not mentioned here, please contact :  
**E-Service Support Center Tel : +81-3-3267-6663 (24 hours everyday)**

6