

(Student Course Evaluation Results for Autumn-Term 2024)

※履修情報は、2月10日時点の情報(※Enrollment information as of February 10)

(Degree program requirements)

③選択(Elective) ②選択必修(Compulsory Elective) ①必修(Compulsory)

Ⅱ. あなた自身のことについてお尋ねします。

(Questions regarding your participation in this course.)

⑥90%以上(90% and above) ⑤80~90%未満(80 to less than 90%) ④70~80%未満(70 to less than 80%)  
③60~70%未満(60 to less than 70%) ②50~60%未満(50 to less than 60%) ①50%未満(Less than 50%)

⑥4時間以上(4 hours or more) ⑤2時間～4時間未満(2 hours to less than 4 hours) ④1時間～2時間未満(1 hour to less than 2 hours)  
③30分～1時間未満(30 minutes to less than 1 hour) ②30分未満(Less than 30 minutes) ①ほとんどしていない(Almost None)

⑥とてもそう思う(Strongly Agree) ⑤そう思う(Agree) ④ややそう思う(Somewhat Agree)  
③あまりそう思わない(Somewhat Disagree) ②そう思わない(Disagree) ①まったくそう思わない(Strongly Disagree)

### Ⅲ. この授業についての意見をお聞かせください。

(Please give us your opinions about this course.)

⑥とてもそう思う(Strongly Agree) ⑤そう思う(Agree) ④ややそう思う(Somewhat Agree)  
③あまりそう思わない(Somewhat Disagree) ②そう思わない(Disagree) ①まったくそう思わない(Strongly Disagree)

| No. | 設問文(Question text)   | 回答数(No. of Responses)／回答率(Response rate) |        |       |       |       |       | 無効回答<br>(Invalid answer) | 計<br>(Total) | 平均値<br>(Average) |
|-----|--|--|--------|-------|-------|-------|-------|--------------------------|--------------|------------------|
|     |  | ⑥  | ⑤      | ④     | ③     | ②     | ①     |                          |              |                  |
| 1   | 話し方は適切だった。<br>(The way of speaking was appropriate.)   | 24,613                                   | 15,238 | 5,329 | 1,526 | 487   | 474   | 362                      | 48,029       | 5.27             |
|     |  | 51.2                                     | 31.7   | 11.1  | 3.2   | 1.0   | 1.0   | 0.8                      |              |                  |
| 2   | 板書、プロジェクター（パワーポイントなど）、あるいは配布資料などはわかりやすかった。<br>(The instructor's boardwork or use of teaching aids (power point slides, handouts, etc.) was helpful.)   | 23,215                                   | 14,860 | 6,364 | 2,062 | 640   | 522   | 366                      | 48,029       | 5.18             |
|     |  | 48.3                                     | 30.9   | 13.3  | 4.3   | 1.3   | 1.1   | 0.8                      |              |                  |
| 3   | この授業では学生の理解を深めるための工夫（レビューシート、小テスト、小レポート、グループワーク、予復習用の動画配信、クリッカーなど）があった。<br>(This course showed various efforts (review sheets, quizzes, short essays, group work, videos for studying before and after class, clickers) to promote student comprehension.) | 21,998                                   | 15,160 | 6,622 | 2,297 | 871   | 681   | 400                      | 48,029       | 5.11             |
|     |  | 45.8                                     | 31.6   | 13.8  | 4.8   | 1.8   | 1.4   | 0.8                      |              |                  |
| 4   | この授業では効果的に学生の参加（質問や発言など）を促していた。<br>(This course effectively promoted student participation (asking questions, speaking out in class).)   | 22,185                                   | 12,780 | 6,958 | 3,393 | 1,267 | 1,039 | 407                      | 48,029       | 5.01             |
|     |  | 46.2                                     | 26.6   | 14.5  | 7.1   | 2.6   | 2.2   | 0.8                      |              |                  |
| 5   | この授業では授業課題や学生の参加に関して効果的なフィードバックがあった。<br>(This course provided effective feedback about class assignments and student participation.)   | 20,742                                   | 14,074 | 7,378 | 3,354 | 1,163 | 913   | 405                      | 48,029       | 4.99             |
|     |  | 43.2                                     | 29.3   | 15.4  | 7.0   | 2.4   | 1.9   | 0.8                      |              |                  |
| 6   | 授業を通じて学生が問題や課題を考えたり、見出したりする機会があった。<br>(Throughout the course, there were opportunities for students to find and think about problems and challenges.)  | 21,009                                   | 14,596 | 7,429 | 2,941 | 891   | 746   | 417                      | 48,029       | 5.04             |
|     |  | 43.7                                     | 30.4   | 15.5  | 6.1   | 1.9   | 1.6   | 0.9                      |              |                  |
| 7   | 問題や課題について改善策や解決策を議論する機会があった。<br>(There was an opportunity to discuss solutions and improvement plans for problems and challenges.)   | 18,518                                   | 12,936 | 7,942 | 5,046 | 1,812 | 1,330 | 445                      | 48,029       | 4.78             |
|     |  | 38.6                                     | 26.9   | 16.5  | 10.5  | 3.8   | 2.8   | 0.9                      |              |                  |
| 8   | 学生のレベルや理解度を把握して授業が進められた。<br>(This course was conducted while taking into consideration the students' current level and their depth of understanding.)  | 19,627                                   | 15,442 | 7,903 | 2,994 | 861   | 786   | 416                      | 48,029       | 5.00             |
|     |  | 40.9                                     | 32.2   | 16.5  | 6.2   | 1.8   | 1.6   | 0.9                      |              |                  |
| 9   | シラバスで示された到達目標が達成されるように、授業が行われた。<br>(The course was conducted in accordance with the objectives stated in the syllabus.)  | 22,579                                   | 17,555 | 5,787 | 980   | 319   | 347   | 462                      | 48,029       | 5.26             |
|     |  | 47.0                                     | 36.6   | 12.0  | 2.0   | 0.7   | 0.7   | 1.0                      |              |                  |
| 10  | 各授業の到達目標を達成するうえで、授業内容と授業形態（対面・リアルタイム配信・オンデマンドなど）の組み合わせは適切だったか。<br>(Was the combination of the course content and class modality (in-person, realtime streaming, on-demand) appropriate in achieving each class's objectives?)                              | 23,167                                   | 16,332 | 5,546 | 1,604 | 450   | 490   | 440                      | 48,029       | 5.23             |
|     |  | 48.2                                     | 34.0   | 11.5  | 3.3   | 0.9   | 1.0   | 0.9                      |              |                  |
| 11  | 総合的にみてこの授業は有意義だった。<br>(Overall, this course was beneficial.)   | 24,712                                   | 15,552 | 5,074 | 1,203 | 431   | 489   | 568                      | 48,029       | 5.29             |
|     |  | 51.5                                     | 32.4   | 10.6  | 2.5   | 0.9   | 1.0   | 1.2                      |              |                  |

2024年度秋学期「学生授業アンケート」集計結果

(Student Course Evaluation Results for Autumn-Term 2024)

早稲田大学

|                             |    |                 |   |                            |         |
|-----------------------------|----|-----------------|---|----------------------------|---------|
| 科目設置箇所名<br>(Name of School) | 全学 | 設問タイプ<br>(type) | I | 履修者数<br>(No. of Students)  | 219,526 |
|                             |    |                 |   | 回答者数<br>(No. of Responses) | 48,029  |
|                             |    |                 |   | 回答率<br>(Response Rate)     | 21.9%   |

※履修情報は、2月10日時点の情報(※Enrollment information as of February 10)

I. あなた自身のことについてに関する設問の回答ごとに見た出席状況、学習時間

(The average attendance, and study time at each answer of questions regarding your participations.)

Q1.(この授業への出席状況は、おおよその程度でしたか。)の回答ごとに見た学習時間

(Evaluate your class attendance.)

|                                    | 人数<br>(the number) | 回答数(No. of Responses)／回答率(Response rate) |                          |                          |                            |   |  |                                    |                          |
|------------------------------------|--------------------|--|--------------------------|--------------------------|----------------------------|---|--|------------------------------------|--------------------------|
|                                    |                    | 出席状況<br>(attendance)                     |                          |                          | 学習時間<br>(study time)       |   |  |                                    |                          |
|                                    |                    | 80%以上<br>(80% and above)                 | 80%未満<br>(Less than 80%) | 無効回答<br>(Invalid answer) | 2時間以上<br>(2 hours or more) | 1～2時間<br>未満<br>(1 hour to less than<br>2 hours) | 30分～<br>1時間未満<br>(30 minutes to<br>less than 1 hour) | 30分未満<br>(Less than<br>30 minutes) | 無効回答<br>(Invalid answer) |
| ⑥90%以上<br>(90% and above)          | 35,627             | —  | —                        | —                        | 7,837                      | 8,992   | 9,491  | 9,252                              | 55                       |
|                                    |                    | —  | —                        | —                        | 22.0%                      | 25.2%   | 26.6%  | 26.0%                              | 0.2%                     |
| ⑤80～90%未満<br>(80 to less than 90%) | 7,547              | —  | —                        | —                        | 977                        | 1,661   | 2,235  | 2,654                              | 20                       |
|                                    |                    | —  | —                        | —                        | 12.9%                      | 22.0%   | 29.6%  | 35.2%                              | 0.3%                     |
| ④70～80%未満<br>(70 to less than 80%) | 3,209              | —  | —                        | —                        | 303                        | 658   | 932  | 1,306                              | 10                       |
|                                    |                    | —  | —                        | —                        | 9.4%                       | 20.5%   | 29.0%  | 40.7%                              | 0.3%                     |
| ③60～70%未満<br>(60 to less than 70%) | 659                | —  | —                        | —                        | 64                         | 118   | 168  | 307                                | 2                        |
|                                    |                    | —  | —                        | —                        | 9.7%                       | 17.9%   | 25.5%  | 46.6%                              | 0.3%                     |
| ②50～60%未満<br>(50 to less than 60%) | 198                | —  | —                        | —                        | 19                         | 33  | 44   | 101                                | 1                        |
|                                    |                    | —  | —                        | —                        | 9.6%                       | 16.7%   | 22.2%  | 51.0%                              | 0.5%                     |
| ①50%未満<br>(Less than 50%)          | 536                | —  | —                        | —                        | 38                         | 58  | 77   | 359                                | 4                        |
|                                    |                    | —  | —                        | —                        | 7.1%                       | 10.8%   | 14.4%  | 67.0%                              | 0.7%                     |
| 無効回答<br>(Invalid answer)           | 253                | —  | —                        | —                        | 11                         | 18  | 18   | 15                                 | 191                      |
|                                    |                    | —  | —                        | —                        | 4.3%                       | 7.1%  | 7.1%   | 5.9%                               | 75.5%                    |
| 計<br>(Total)                       | 48,029             | —  | —                        | —                        | 9,249                      | 11,538  | 12,965   | 13,994                             | 283                      |
|                                    |                    | —  | —                        | —                        | 19.3%                      | 24.0%   | 27.0%  | 29.1%                              | 0.6%                     |

Q2.(1回の授業にあたり、授業時間以外の事前・事後学習のために費やした平均の時間はおおよその程度でしたか。)の回答ごとに見た出席状況

(Indicate the average amount of time you spent preparing for and reviewing after each class of this course, not including time spent in class.)

|  | 人数<br>(the number) | 回答数(No. of Responses)／回答率(Response rate) |                          |                          |                            |   |  |                                    |                          |
|--|--------------------|--|--------------------------|--------------------------|----------------------------|---|--|------------------------------------|--------------------------|
|  |                    | 出席状況<br>(attendance)                     |                          |                          | 学習時間<br>(study time)       |   |  |                                    |                          |
|  |                    | 80%以上<br>(80% and above)                 | 80%未満<br>(Less than 80%) | 無効回答<br>(Invalid answer) | 2時間以上<br>(2 hours or more) | 1～2時間<br>未満<br>(1 hour to less than<br>2 hours) | 30分～<br>1時間未満<br>(30 minutes to<br>less than 1 hour) | 30分未満<br>(Less than<br>30 minutes) | 無効回答<br>(Invalid answer) |
| ⑥4時間以上<br>(4 hours or more)                    | 3,341              | 3,223<br>96.5%                           | 115<br>3.4%              | 3<br>0.1%                | —                          | —   | —  | —                                  | —                        |
| ⑤2時間～4時間未満<br>(2 hours to less than 4 hours)   | 5,908              | 5,591<br>94.6%                           | 309<br>5.2%              | 8<br>0.1%                | —                          | —   | —  | —                                  | —                        |
| ④1時間～2時間未満<br>(1 hour to less than 2 hours)    | 11,538             | 10,653<br>92.3%                          | 867<br>7.5%              | 18<br>0.2%               | —                          | —   | —  | —                                  | —                        |
| ③30分～1時間未満<br>(30 minutes to less than 1 hour) | 12,965             | 11,726<br>90.4%                          | 1,221<br>9.4%            | 18<br>0.1%               | —                          | —   | —  | —                                  | —                        |
| ②30分未満<br>(Less than 30 minutes)               | 8,346              | 7,349<br>88.1%                           | 986<br>11.8%             | 11<br>0.1%               | —                          | —   | —  | —                                  | —                        |
| ①ほとんどしていない<br>(Almost None)                    | 5,648              | 4,557<br>80.7%                           | 1,087<br>19.2%           | 4<br>0.1%                | —                          | —   | —  | —                                  | —                        |
| 無効回答<br>(Invalid answer)                       | 283                | 75<br>26.5%                              | 17<br>6.0%               | 191<br>67.5%             | —                          | —   | —  | —                                  | —                        |
| 計<br>(Total)                                   | 48,029             | 43,174<br>89.9%                          | 4,602<br>9.6%            | 253<br>0.5%              | —                          | —   | —  | —                                  | —                        |

Q3.(この授業の目的、到達目標、求められた課題について把握していた。)の回答ごとに見た出席状況、学習時間

(You understood the objectives, goals, and assigned work for this course.)

|                                    | 人数<br>(the number) | 回答数(No. of Responses)／回答率(Response rate) |                          |                          |                            |   |  |                                    |                          |
|------------------------------------|--------------------|--|--------------------------|--------------------------|----------------------------|---|--|------------------------------------|--------------------------|
|                                    |                    | 出席状況<br>(attendance)                     |                          |                          | 学習時間<br>(study time)       |   |  |                                    |                          |
|                                    |                    | 80%以上<br>(80% and above)                 | 80%未満<br>(Less than 80%) | 無効回答<br>(Invalid answer) | 2時間以上<br>(2 hours or more) | 1～2時間<br>未満<br>(1 hour to less than<br>2 hours) | 30分～<br>1時間未満<br>(30 minutes to<br>less than 1 hour) | 30分未満<br>(Less than<br>30 minutes) | 無効回答<br>(Invalid answer) |
| ⑥とてもそう思う<br>(Strongly Agree)       | 19,200             | 18,221<br>94.9%                          | 954<br>5.0%              | 25<br>0.1%               | 5,317<br>27.7%             | 5,007<br>26.1%                                  | 4,840<br>25.2%                                       | 4,008<br>20.9%                     | 28<br>0.1%               |
| ⑤そう思う<br>(Agree)                   | 18,392             | 16,758<br>91.1%                          | 1,611<br>8.8%            | 23<br>0.1%               | 2,911<br>15.8%             | 4,693<br>25.5%                                  | 5,468<br>29.7%                                       | 5,307<br>28.9%                     | 13<br>0.1%               |
| ④ややそう思う<br>(Somewhat Agree)        | 7,787              | 6,451<br>82.8%                           | 1,321<br>17.0%           | 15<br>0.2%               | 764<br>9.8%                | 1,505<br>19.3%                                  | 2,189<br>28.1%                                       | 3,321<br>42.6%                     | 8<br>0.1%                |
| ③あまりそう思わない<br>(Somewhat Disagree)  | 1,604              | 1,177<br>73.4%                           | 425<br>26.5%             | 2<br>0.1%                | 152<br>9.5%                | 235<br>14.7%                                    | 334<br>20.8%   | 882<br>55.0%                       | 1<br>0.1%                |
| ②そう思わない<br>(Disagree)              | 337                | 223<br>66.2%                             | 114<br>33.8%             | 0<br>0.0%                | 47<br>13.9%                | 42<br>12.5%                                     | 64<br>19.0%  | 183<br>54.3%                       | 1<br>0.3%                |
| ①まったくそう思わない<br>(Strongly Disagree) | 357                | 212<br>59.4%                             | 145<br>40.6%             | 0<br>0.0%                | 37<br>10.4%                | 28<br>7.8%                                      | 34<br>9.5%   | 255<br>71.4%                       | 3<br>0.8%                |
| 無効回答<br>(Invalid answer)           | 352                | 132<br>37.5%                             | 32<br>9.1%               | 188<br>53.4%             | 21<br>6.0%                 | 28<br>8.0%                                      | 36<br>10.2%  | 38<br>10.8%                        | 229<br>65.1%             |
| 計<br>(Total)                       | 48,029             | 43,174<br>89.9%                          | 4,602<br>9.6%            | 253<br>0.5%              | 9,249<br>19.3%             | 11,538<br>24.0%                                 | 12,965<br>27.0%                                      | 13,994<br>29.1%                    | 283<br>0.6%              |

2024年度秋学期「学生授業アンケート」集計結果

(Student Course Evaluation Results for Autumn-Term 2024)

早稲田大学

|                             |    |                 |   |                            |         |
|-----------------------------|----|-----------------|---|----------------------------|---------|
| 科目設置箇所名<br>(Name of School) | 全学 | 設問タイプ<br>(type) | I | 履修者数<br>(No. of Students)  | 219,526 |
|                             |    |                 |   | 回答者数<br>(No. of Responses) | 48,029  |
|                             |    |                 |   | 回答率<br>(Response Rate)     | 21.9%   |

※履修情報は、2月10日時点の情報(※Enrollment information as of February 10)

Q4.(この授業を理解するために努力した。)の回答ごとに見た出席状況、学習時間  
(You made efforts to understand the contents of this course.)

|                                    | 人数<br>(the number) | 回答数(No. of Responses)／回答率(Response rate) |                          |                          |                            |   |  |                                    |                          |
|------------------------------------|--------------------|--|--------------------------|--------------------------|----------------------------|---|--|------------------------------------|--------------------------|
|                                    |                    | 出席状況<br>(attendance)                     |                          |                          | 学習時間<br>(study time)       |   |  |                                    |                          |
|                                    |                    | 80%以上<br>(80% and above)                 | 80%未満<br>(Less than 80%) | 無効回答<br>(Invalid answer) | 2時間以上<br>(2 hours or more) | 1～2時間<br>未満<br>(1 hour to less than<br>2 hours) | 30分～<br>1時間未満<br>(30 minutes to<br>less than 1 hour) | 30分未満<br>(Less than<br>30 minutes) | 無効回答<br>(Invalid answer) |
| ⑥とても思う<br>(Strongly Agree)         | 21,705             | 20,598<br>94.9%                          | 1,082<br>5.0%            | 25<br>0.1%               | 6,245<br>28.8%             | 5,840<br>26.9%                                  | 5,457<br>25.1%                                       | 4,137<br>19.1%                     | 26<br>0.1%               |
| ⑤そう思う<br>(Agree)                   | 17,604             | 15,857<br>90.1%                          | 1,720<br>9.8%            | 27<br>0.2%               | 2,477<br>14.1%             | 4,411<br>25.1%                                  | 5,423<br>30.8%                                       | 5,276<br>30.0%                     | 17<br>0.1%               |
| ④ややそう思う<br>(Somewhat Agree)        | 6,433              | 5,244<br>81.5%                           | 1,181<br>18.4%           | 8<br>0.1%                | 413<br>6.4%                | 1,101<br>17.1%                                  | 1,737<br>27.0%                                       | 3,176<br>49.4%                     | 6<br>0.1%                |
| ③あまりそう思わない<br>(Somewhat Disagree)  | 1,359              | 1,005<br>74.0%                           | 351<br>25.8%             | 3<br>0.2%                | 62<br>4.6%                 | 125<br>9.2%                                     | 267<br>19.6%   | 903<br>66.4%                       | 2<br>0.1%                |
| ②そう思わない<br>(Disagree)              | 326                | 211<br>64.7%                             | 114<br>35.0%             | 1<br>0.3%                | 19<br>5.8%                 | 30<br>9.2%                                      | 34<br>10.4%  | 240<br>73.6%                       | 3<br>0.9%                |
| ①まったくそう思わない<br>(Strongly Disagree) | 264                | 147<br>55.7%                             | 117<br>44.3%             | 0<br>0.0%                | 11<br>4.2%                 | 9<br>3.4%                                       | 16<br>6.1%   | 228<br>86.4%                       | 0<br>0.0%                |
| 無効回答<br>(Invalid answer)           | 338                | 112<br>33.1%                             | 37<br>10.9%              | 189<br>55.9%             | 22<br>6.5%                 | 22<br>6.5%                                      | 31<br>9.2%   | 34<br>10.1%                        | 229<br>67.8%             |
| 計<br>(Total)                       | 48,029             | 43,174<br>89.9%                          | 4,602<br>9.6%            | 253<br>0.5%              | 9,249<br>19.3%             | 11,538<br>24.0%                                 | 12,965<br>27.0%                                      | 13,994<br>29.1%                    | 283<br>0.6%              |

Q5.(この授業の内容をよく理解できた。)の回答ごとに見た出席状況、学習時間  
(You gained a good understanding of the contents of this course.)

|                                    | 人数<br>(the number) | 回答数(No. of Responses)／回答率(Response rate) |                          |                          |                            |   |  |                                    |                          |
|------------------------------------|--------------------|--|--------------------------|--------------------------|----------------------------|---|--|------------------------------------|--------------------------|
|                                    |                    | 出席状況<br>(attendance)                     |                          |                          | 学習時間<br>(study time)       |   |  |                                    |                          |
|                                    |                    | 80%以上<br>(80% and above)                 | 80%未満<br>(Less than 80%) | 無効回答<br>(Invalid answer) | 2時間以上<br>(2 hours or more) | 1～2時間<br>未満<br>(1 hour to less than<br>2 hours) | 30分～<br>1時間未満<br>(30 minutes to<br>less than 1 hour) | 30分未満<br>(Less than<br>30 minutes) | 無効回答<br>(Invalid answer) |
| ⑥とても思う<br>(Strongly Agree)         | 18,169             | 17,184<br>94.6%                          | 959<br>5.3%              | 26<br>0.1%               | 4,788<br>26.4%             | 4,671<br>25.7%                                  | 4,637<br>25.5%                                       | 4,053<br>22.3%                     | 20<br>0.1%               |
| ⑤そう思う<br>(Agree)                   | 17,582             | 16,059<br>91.3%                          | 1,499<br>8.5%            | 24<br>0.1%               | 2,852<br>16.2%             | 4,436<br>25.2%                                  | 5,232<br>29.8%                                       | 5,045<br>28.7%                     | 17<br>0.1%               |
| ④ややそう思う<br>(Somewhat Agree)        | 8,743              | 7,379<br>84.4%                           | 1,355<br>15.5%           | 9<br>0.1%                | 1,120<br>12.8%             | 1,852<br>21.2%                                  | 2,369<br>27.1%                                       | 3,391<br>38.8%                     | 11<br>0.1%               |
| ③あまりそう思わない<br>(Somewhat Disagree)  | 2,211              | 1,759<br>79.6%                           | 448<br>20.3%             | 4<br>0.2%                | 313<br>14.2%               | 411<br>18.6%                                    | 511<br>23.1%   | 973<br>44.0%                       | 3<br>0.1%                |
| ②そう思わない<br>(Disagree)              | 553                | 406<br>73.4%                             | 147<br>26.6%             | 0<br>0.0%                | 86<br>15.6%                | 96<br>17.4%                                     | 122<br>22.1%   | 246<br>44.5%                       | 3<br>0.5%                |
| ①まったくそう思わない<br>(Strongly Disagree) | 417                | 254<br>60.9%                             | 163<br>39.1%             | 0<br>0.0%                | 61<br>14.6%                | 48<br>11.5%                                     | 62<br>14.9%  | 245<br>58.8%                       | 1<br>0.2%                |
| 無効回答<br>(Invalid answer)           | 354                | 133<br>37.6%                             | 31<br>8.8%               | 190<br>53.7%             | 29<br>8.2%                 | 24<br>6.8%                                      | 32<br>9.0%   | 41<br>11.6%                        | 228<br>64.4%             |
| 計<br>(Total)                       | 48,029             | 43,174<br>89.9%                          | 4,602<br>9.6%            | 253<br>0.5%              | 9,249<br>19.3%             | 11,538<br>24.0%                                 | 12,965<br>27.0%                                      | 13,994<br>29.1%                    | 283<br>0.6%              |

2024年度秋学期「学生授業アンケート」集計結果

(Student Course Evaluation Results for Autumn-Term 2024)

早稲田大学

|                             |    |                 |   |                            |         |
|-----------------------------|----|-----------------|---|----------------------------|---------|
| 科目設置箇所名<br>(Name of School) | 全学 | 設問タイプ<br>(type) | I | 履修者数<br>(No. of Students)  | 219,526 |
|                             |    |                 |   | 回答者数<br>(No. of Responses) | 48,029  |
|                             |    |                 |   | 回答率<br>(Response Rate)     | 21.9%   |

※履修情報は、2月10日時点の情報(※Enrollment information as of February 10)

Ⅱ. この授業についての意見に関する設問の回答ごとに見た出席状況、学習時間

(The average attendance, and study time at each answer of questions regarding your opinions in the class.)

Q1.(話し方は適切だった。)の回答ごとに見た出席状況、学習時間

(The way of speaking was appropriate.)

|                                    | 人数<br>(the number) | 回答数(No. of Responses)／回答率(Response rate) |                          |                          |                            |   |  |                                    |                          |
|------------------------------------|--------------------|--|--------------------------|--------------------------|----------------------------|---|--|------------------------------------|--------------------------|
|                                    |                    | 出席状況<br>(attendance)                     |                          |                          | 学習時間<br>(study time)       |   |  |                                    |                          |
|                                    |                    | 80%以上<br>(80% and above)                 | 80%未満<br>(Less than 80%) | 無効回答<br>(Invalid answer) | 2時間以上<br>(2 hours or more) | 1～2時間<br>未満<br>(1 hour to less than<br>2 hours) | 30分～<br>1時間未満<br>(30 minutes to<br>less than 1 hour) | 30分未満<br>(Less than<br>30 minutes) | 無効回答<br>(Invalid answer) |
| ⑥とてもそう思う<br>(Strongly Agree)       | 24,613             | 22,812<br>92.7%                          | 1,768<br>7.2%            | 33<br>0.1%               | 5,675<br>23.1%             | 6,160<br>25.0%                                  | 6,549<br>26.6%                                       | 6,199<br>25.2%                     | 30<br>0.1%               |
| ⑤そう思う<br>(Agree)                   | 15,238             | 13,652<br>89.6%                          | 1,564<br>10.3%           | 22<br>0.1%               | 2,408<br>15.8%             | 3,680<br>24.2%                                  | 4,381<br>28.8%                                       | 4,750<br>31.2%                     | 19<br>0.1%               |
| ④ややそう思う<br>(Somewhat Agree)        | 5,329              | 4,548<br>85.3%                           | 773<br>14.5%             | 8<br>0.2%                | 740<br>13.9%               | 1,183<br>22.2%                                  | 1,431<br>26.9%                                       | 1,969<br>36.9%                     | 6<br>0.1%                |
| ③あまりそう思わない<br>(Somewhat Disagree)  | 1,526              | 1,268<br>83.1%                           | 256<br>16.8%             | 2<br>0.1%                | 237<br>15.5%               | 325<br>21.3%                                    | 365<br>23.9%   | 598<br>39.2%                       | 1<br>0.1%                |
| ②そう思わない<br>(Disagree)              | 487                | 399<br>81.9%                             | 87<br>17.9%              | 1<br>0.2%                | 80<br>16.4%                | 90<br>18.5%                                     | 115<br>23.6%   | 201<br>41.3%                       | 1<br>0.2%                |
| ①まったくそう思わない<br>(Strongly Disagree) | 474                | 355<br>74.9%                             | 119<br>25.1%             | 0<br>0.0%                | 80<br>16.9%                | 68<br>14.3%                                     | 91<br>19.2%  | 232<br>48.8%                       | 3<br>0.6%                |
| 無効回答<br>(Invalid answer)           | 362                | 140<br>38.7%                             | 35<br>9.7%               | 187<br>51.7%             | 29<br>8.0%                 | 32<br>8.8%                                      | 33<br>9.1%   | 45<br>12.4%                        | 223<br>61.6%             |
| 計<br>(Total)                       | 48,029             | 43,174<br>89.9%                          | 4,602<br>9.6%            | 253<br>0.5%              | 9,249<br>19.3%             | 11,538<br>24.0%                                 | 12,965<br>27.0%                                      | 13,994<br>29.1%                    | 283<br>0.6%              |

Q2.(板書、プロジェクター(パワーポイントなど)、あるいは配布資料などはわかりやすかった。)の回答ごとに見た出席状況、学習時間

(The instructor's boardwork or use of teaching aids (power point slides, handouts, etc.) was helpful.)

|                                    | 人数<br>(the number) | 回答数(No. of Responses)／回答率(Response rate) |                          |                          |                            |   |  |                                    |                          |
|------------------------------------|--------------------|--|--------------------------|--------------------------|----------------------------|---|--|------------------------------------|--------------------------|
|                                    |                    | 出席状況<br>(attendance)                     |                          |                          | 学習時間<br>(study time)       |   |  |                                    |                          |
|                                    |                    | 80%以上<br>(80% and above)                 | 80%未満<br>(Less than 80%) | 無効回答<br>(Invalid answer) | 2時間以上<br>(2 hours or more) | 1～2時間<br>未満<br>(1 hour to less than<br>2 hours) | 30分～<br>1時間未満<br>(30 minutes to<br>less than 1 hour) | 30分未満<br>(Less than<br>30 minutes) | 無効回答<br>(Invalid answer) |
| ⑥とてもそう思う<br>(Strongly Agree)       | 23,215             | 21,481<br>92.5%                          | 1,706<br>7.3%            | 28<br>0.1%               | 5,442<br>23.4%             | 5,799<br>25.0%                                  | 6,123<br>26.4%                                       | 5,826<br>25.1%                     | 25<br>0.1%               |
| ⑤そう思う<br>(Agree)                   | 14,860             | 13,432<br>90.4%                          | 1,406<br>9.5%            | 22<br>0.1%               | 2,322<br>15.6%             | 3,643<br>24.5%                                  | 4,325<br>29.1%                                       | 4,554<br>30.6%                     | 16<br>0.1%               |
| ④ややそう思う<br>(Somewhat Agree)        | 6,364              | 5,488<br>86.2%                           | 865<br>13.6%             | 11<br>0.2%               | 913<br>14.3%               | 1,453<br>22.8%                                  | 1,727<br>27.1%                                       | 2,264<br>35.6%                     | 7<br>0.1%                |
| ③あまりそう思わない<br>(Somewhat Disagree)  | 2,062              | 1,715<br>83.2%                           | 345<br>16.7%             | 2<br>0.1%                | 332<br>16.1%               | 441<br>21.4%                                    | 507<br>24.6%   | 776<br>37.6%                       | 6<br>0.3%                |
| ②そう思わない<br>(Disagree)              | 640                | 524<br>81.9%                             | 116<br>18.1%             | 0<br>0.0%                | 112<br>17.5%               | 107<br>16.7%                                    | 141<br>22.0%   | 279<br>43.6%                       | 1<br>0.2%                |
| ①まったくそう思わない<br>(Strongly Disagree) | 522                | 395<br>75.7%                             | 126<br>24.1%             | 1<br>0.2%                | 108<br>20.7%               | 67<br>12.8%                                     | 106<br>20.3%   | 239<br>45.8%                       | 2<br>0.4%                |
| 無効回答<br>(Invalid answer)           | 366                | 139<br>38.0%                             | 38<br>10.4%              | 189<br>51.6%             | 20<br>5.5%                 | 28<br>7.7%                                      | 36<br>9.8%   | 56<br>15.3%                        | 226<br>61.7%             |
| 計<br>(Total)                       | 48,029             | 43,174<br>89.9%                          | 4,602<br>9.6%            | 253<br>0.5%              | 9,249<br>19.3%             | 11,538<br>24.0%                                 | 12,965<br>27.0%                                      | 13,994<br>29.1%                    | 283<br>0.6%              |

Q3.(この授業では学生の理解を深めるための工夫(レビューシート、小テスト、小レポート、グループワーク、予復習用の動画配信、クリッカーなど)があった。)の回答ごとに見た出席状況、学習時間

(This course showed various efforts (review sheets, quizzes, short essays, group work, videos for studying before and after class, clickers) to promote student comprehension.)

|                                    | 人数<br>(the number) | 回答数(No. of Responses)／回答率(Response rate) |                          |                          |                            |   |  |                                    |                          |
|------------------------------------|--------------------|--|--------------------------|--------------------------|----------------------------|---|--|------------------------------------|--------------------------|
|                                    |                    | 出席状況<br>(attendance)                     |                          |                          | 学習時間<br>(study time)       |   |  |                                    |                          |
|                                    |                    | 80%以上<br>(80% and above)                 | 80%未満<br>(Less than 80%) | 無効回答<br>(Invalid answer) | 2時間以上<br>(2 hours or more) | 1～2時間<br>未満<br>(1 hour to less than<br>2 hours) | 30分～<br>1時間未満<br>(30 minutes to<br>less than 1 hour) | 30分未満<br>(Less than<br>30 minutes) | 無効回答<br>(Invalid answer) |
| ⑥とてもそう思う<br>(Strongly Agree)       | 21,998             | 20,432<br>92.9%                          | 1,539<br>7.0%            | 27<br>0.1%               | 5,499<br>25.0%             | 5,680<br>25.8%                                  | 5,763<br>26.2%                                       | 5,033<br>22.9%                     | 23<br>0.1%               |
| ⑤そう思う<br>(Agree)                   | 15,160             | 13,671<br>90.2%                          | 1,464<br>9.7%            | 25<br>0.2%               | 2,418<br>15.9%             | 3,805<br>25.1%                                  | 4,425<br>29.2%                                       | 4,495<br>29.7%                     | 17<br>0.1%               |
| ④ややそう思う<br>(Somewhat Agree)        | 6,622              | 5,748<br>86.8%                           | 867<br>13.1%             | 7<br>0.1%                | 828<br>12.5%               | 1,450<br>21.9%                                  | 1,854<br>28.0%                                       | 2,482<br>37.5%                     | 8<br>0.1%                |
| ③あまりそう思わない<br>(Somewhat Disagree)  | 2,297              | 1,926<br>83.8%                           | 368<br>16.0%             | 3<br>0.1%                | 259<br>11.3%               | 372<br>16.2%                                    | 546<br>23.8%   | 1,118<br>48.7%                     | 2<br>0.1%                |
| ②そう思わない<br>(Disagree)              | 871                | 707<br>81.2%                             | 164<br>18.8%             | 0<br>0.0%                | 100<br>11.5%               | 128<br>14.7%                                    | 208<br>23.9%   | 431<br>49.5%                       | 4<br>0.5%                |
| ①まったくそう思わない<br>(Strongly Disagree) | 681                | 515<br>75.6%                             | 165<br>24.2%             | 1<br>0.1%                | 103<br>15.1%               | 71<br>10.4%                                     | 134<br>19.7%   | 371<br>54.5%                       | 2<br>0.3%                |
| 無効回答<br>(Invalid answer)           | 400                | 175<br>43.8%                             | 35<br>8.8%               | 190<br>47.5%             | 42<br>10.5%                | 32<br>8.0%                                      | 35<br>8.8%   | 64<br>16.0%                        | 227<br>56.8%             |
| 計<br>(Total)                       | 48,029             | 43,174<br>89.9%                          | 4,602<br>9.6%            | 253<br>0.5%              | 9,249<br>19.3%             | 11,538<br>24.0%                                 | 12,965<br>27.0%                                      | 13,994<br>29.1%                    | 283<br>0.6%              |

2024年度秋学期「学生授業アンケート」集計結果

(Student Course Evaluation Results for Autumn-Term 2024)

早稲田大学

|                             |    |                 |   |                            |         |
|-----------------------------|----|-----------------|---|----------------------------|---------|
| 科目設置箇所名<br>(Name of School) | 全学 | 設問タイプ<br>(type) | I | 履修者数<br>(No. of Students)  | 219,526 |
|                             |    |                 |   | 回答者数<br>(No. of Responses) | 48,029  |
|                             |    |                 |   | 回答率<br>(Response Rate)     | 21.9%   |

※履修情報は、2月10日時点の情報(※Enrollment information as of February 10)

Q4.(この授業では効果的に学生の参加(質問や発言など)を促していた。)の回答ごとに見た出席状況、学習時間

(This course effectively promoted student participation (asking questions, speaking out in class).)

|                                    | 人数<br>(the number) | 回答数(No. of Responses)／回答率(Response rate) |                          |                          |                            |  |   |                                 |                          |
|------------------------------------|--------------------|--|--------------------------|--------------------------|----------------------------|--|---|---------------------------------|--------------------------|
|                                    |                    | 出席状況<br>(attendance)                     |                          |                          | 学習時間<br>(study time)       |  |   |                                 |                          |
|                                    |                    | 80%以上<br>(80% and above)                 | 80%未満<br>(Less than 80%) | 無効回答<br>(Invalid answer) | 2時間以上<br>(2 hours or more) | 1～2時間<br>未満<br>(1 hour to less than 2 hours) | 30分～<br>1時間未満<br>(30 minutes to less than 1 hour) | 30分未満<br>(Less than 30 minutes) | 無効回答<br>(Invalid answer) |
| ⑥とてもそう思う<br>(Strongly Agree)       | 22,185             | 20,655<br>93.1%                          | 1,500<br>6.8%            | 30<br>0.1%               | 5,573<br>25.1%             | 5,785<br>26.1%                               | 5,796<br>26.1%                                    | 5,006<br>22.6%                  | 25<br>0.1%               |
| ⑤そう思う<br>(Agree)                   | 12,780             | 11,554<br>90.4%                          | 1,212<br>9.5%            | 14<br>0.1%               | 2,135<br>16.7%             | 3,219<br>25.2%                               | 3,773<br>29.5%                                    | 3,640<br>28.5%                  | 13<br>0.1%               |
| ④ややそう思う<br>(Somewhat Agree)        | 6,958              | 6,022<br>86.5%                           | 926<br>13.3%             | 10<br>0.1%               | 864<br>12.4%               | 1,537<br>22.1%                               | 1,993<br>28.6%                                    | 2,558<br>36.8%                  | 6<br>0.1%                |
| ③あまりそう思わない<br>(Somewhat Disagree)  | 3,393              | 2,887<br>85.1%                           | 499<br>14.7%             | 7<br>0.2%                | 360<br>10.6%               | 625<br>18.4%                                 | 879<br>25.9%                                      | 1,525<br>44.9%                  | 4<br>0.1%                |
| ②そう思わない<br>(Disagree)              | 1,267              | 1,056<br>83.3%                           | 209<br>16.5%             | 2<br>0.2%                | 134<br>10.6%               | 187<br>14.8%                                 | 308<br>24.3%                                      | 635<br>50.1%                    | 3<br>0.2%                |
| ①まったくそう思わない<br>(Strongly Disagree) | 1,039              | 820<br>78.9%                             | 218<br>21.0%             | 1<br>0.1%                | 150<br>14.4%               | 137<br>13.2%                                 | 180<br>17.3%                                      | 565<br>54.4%                    | 7<br>0.7%                |
| 無効回答<br>(Invalid answer)           | 407                | 180<br>44.2%                             | 38<br>9.3%               | 189<br>46.4%             | 33<br>8.1%                 | 48<br>11.8%                                  | 36<br>8.8%  | 65<br>16.0%                     | 225<br>55.3%             |
| 計<br>(Total)                       | 48,029             | 43,174<br>89.9%                          | 4,602<br>9.6%            | 253<br>0.5%              | 9,249<br>19.3%             | 11,538<br>24.0%                              | 12,965<br>27.0%                                   | 13,994<br>29.1%                 | 283<br>0.6%              |

Q5.(この授業では授業課題や学生の参加に関して効果的なフィードバックがあった。)の回答ごとに見た出席状況、学習時間

(This course provided effective feedback about class assignments and student participation.)

|                                    | 人数<br>(the number) | 回答数(No. of Responses)／回答率(Response rate) |                          |                          |                            |  |   |                                 |                          |
|------------------------------------|--------------------|--|--------------------------|--------------------------|----------------------------|--|---|---------------------------------|--------------------------|
|                                    |                    | 出席状況<br>(attendance)                     |                          |                          | 学習時間<br>(study time)       |  |   |                                 |                          |
|                                    |                    | 80%以上<br>(80% and above)                 | 80%未満<br>(Less than 80%) | 無効回答<br>(Invalid answer) | 2時間以上<br>(2 hours or more) | 1～2時間<br>未満<br>(1 hour to less than 2 hours) | 30分～<br>1時間未満<br>(30 minutes to less than 1 hour) | 30分未満<br>(Less than 30 minutes) | 無効回答<br>(Invalid answer) |
| ⑥とてもそう思う<br>(Strongly Agree)       | 20,742             | 19,298<br>93.0%                          | 1,417<br>6.8%            | 27<br>0.1%               | 5,215<br>25.1%             | 5,280<br>25.5%                               | 5,444<br>26.2%                                    | 4,779<br>23.0%                  | 24<br>0.1%               |
| ⑤そう思う<br>(Agree)                   | 14,074             | 12,728<br>90.4%                          | 1,326<br>9.4%            | 20<br>0.1%               | 2,254<br>16.0%             | 3,549<br>25.2%                               | 4,100<br>29.1%                                    | 4,159<br>29.6%                  | 12<br>0.1%               |
| ④ややそう思う<br>(Somewhat Agree)        | 7,378              | 6,384<br>86.5%                           | 984<br>13.3%             | 10<br>0.1%               | 1,001<br>13.6%             | 1,692<br>22.9%                               | 2,094<br>28.4%                                    | 2,586<br>35.1%                  | 5<br>0.1%                |
| ③あまりそう思わない<br>(Somewhat Disagree)  | 3,354              | 2,889<br>86.1%                           | 461<br>13.7%             | 4<br>0.1%                | 442<br>13.2%               | 626<br>18.7%                                 | 845<br>25.2%                                      | 1,435<br>42.8%                  | 6<br>0.2%                |
| ②そう思わない<br>(Disagree)              | 1,163              | 975<br>83.8%                             | 188<br>16.2%             | 0<br>0.0%                | 149<br>12.8%               | 222<br>19.1%                                 | 271<br>23.3%                                      | 518<br>44.5%                    | 3<br>0.3%                |
| ①まったくそう思わない<br>(Strongly Disagree) | 913                | 728<br>79.7%                             | 184<br>20.2%             | 1<br>0.1%                | 154<br>16.9%               | 136<br>14.9%                                 | 169<br>18.5%                                      | 449<br>49.2%                    | 5<br>0.5%                |
| 無効回答<br>(Invalid answer)           | 405                | 172<br>42.5%                             | 42<br>10.4%              | 191<br>47.2%             | 34<br>8.4%                 | 33<br>8.1%                                   | 42<br>10.4%                                       | 68<br>16.8%                     | 228<br>56.3%             |
| 計<br>(Total)                       | 48,029             | 43,174<br>89.9%                          | 4,602<br>9.6%            | 253<br>0.5%              | 9,249<br>19.3%             | 11,538<br>24.0%                              | 12,965<br>27.0%                                   | 13,994<br>29.1%                 | 283<br>0.6%              |

Q6.(授業を通じて学生が問題や課題を考えたり、見出したりする機会があった。)の回答ごとに見た出席状況、学習時間

(Throughout the course, there were opportunities for students to find and think about problems and challenges.)

|                                    | 人数<br>(the number) | 回答数(No. of Responses)／回答率(Response rate) |                          |                          |                            |  |   |                                 |                          |
|------------------------------------|--------------------|--|--------------------------|--------------------------|----------------------------|--|---|---------------------------------|--------------------------|
|                                    |                    | 出席状況<br>(attendance)                     |                          |                          | 学習時間<br>(study time)       |  |   |                                 |                          |
|                                    |                    | 80%以上<br>(80% and above)                 | 80%未満<br>(Less than 80%) | 無効回答<br>(Invalid answer) | 2時間以上<br>(2 hours or more) | 1～2時間<br>未満<br>(1 hour to less than 2 hours) | 30分～<br>1時間未満<br>(30 minutes to less than 1 hour) | 30分未満<br>(Less than 30 minutes) | 無効回答<br>(Invalid answer) |
| ⑥とてもそう思う<br>(Strongly Agree)       | 21,009             | 19,552<br>93.1%                          | 1,430<br>6.8%            | 27<br>0.1%               | 5,493<br>26.1%             | 5,461<br>26.0%                               | 5,360<br>25.5%                                    | 4,672<br>22.2%                  | 23<br>0.1%               |
| ⑤そう思う<br>(Agree)                   | 14,596             | 13,187<br>90.3%                          | 1,384<br>9.5%            | 25<br>0.2%               | 2,401<br>16.4%             | 3,663<br>25.1%                               | 4,290<br>29.4%                                    | 4,227<br>29.0%                  | 15<br>0.1%               |
| ④ややそう思う<br>(Somewhat Agree)        | 7,429              | 6,417<br>86.4%                           | 1,003<br>13.5%           | 9<br>0.1%                | 835<br>11.2%               | 1,604<br>21.6%                               | 2,146<br>28.9%                                    | 2,835<br>38.2%                  | 9<br>0.1%                |
| ③あまりそう思わない<br>(Somewhat Disagree)  | 2,941              | 2,533<br>86.1%                           | 406<br>13.8%             | 2<br>0.1%                | 295<br>10.0%               | 527<br>17.9%                                 | 766<br>26.0%                                      | 1,351<br>45.9%                  | 2<br>0.1%                |
| ②そう思わない<br>(Disagree)              | 891                | 725<br>81.4%                             | 166<br>18.6%             | 0<br>0.0%                | 96<br>10.8%                | 140<br>15.7%                                 | 223<br>25.0%                                      | 428<br>48.0%                    | 4<br>0.4%                |
| ①まったくそう思わない<br>(Strongly Disagree) | 746                | 574<br>76.9%                             | 172<br>23.1%             | 0<br>0.0%                | 93<br>12.5%                | 105<br>14.1%                                 | 136<br>18.2%                                      | 408<br>54.7%                    | 4<br>0.5%                |
| 無効回答<br>(Invalid answer)           | 417                | 186<br>44.6%                             | 41<br>9.8%               | 190<br>45.6%             | 36<br>8.6%                 | 38<br>9.1%                                   | 44<br>10.6%                                       | 73<br>17.5%                     | 226<br>54.2%             |
| 計<br>(Total)                       | 48,029             | 43,174<br>89.9%                          | 4,602<br>9.6%            | 253<br>0.5%              | 9,249<br>19.3%             | 11,538<br>24.0%                              | 12,965<br>27.0%                                   | 13,994<br>29.1%                 | 283<br>0.6%              |



2024年度秋学期「学生授業アンケート」集計結果

(Student Course Evaluation Results for Autumn-Term 2024)

早稲田大学

|                             |    |                 |   |                            |         |
|-----------------------------|----|-----------------|---|----------------------------|---------|
| 科目設置箇所名<br>(Name of School) | 全学 | 設問タイプ<br>(type) | I | 履修者数<br>(No. of Students)  | 219,526 |
|                             |    |                 |   | 回答者数<br>(No. of Responses) | 48,029  |
|                             |    |                 |   | 回答率<br>(Response Rate)     | 21.9%   |

※履修情報は、2月10日時点の情報(※Enrollment information as of February 10)

Q7.(問題や課題について改善策や解決策を議論する機会があった。)の回答ごとに見た出席状況、学習時間

(There was an opportunity to discuss solutions and improvement plans for problems and challenges.)

|                                    | 人数<br>(the number) | 回答数(No. of Responses)／回答率(Response rate) |                          |                          |                            |  |   |                                 |                          |
|------------------------------------|--------------------|--|--------------------------|--------------------------|----------------------------|--|---|---------------------------------|--------------------------|
|                                    |                    | 出席状況<br>(attendance)                     |                          |                          | 学習時間<br>(study time)       |  |   |                                 |                          |
|                                    |                    | 80%以上<br>(80% and above)                 | 80%未満<br>(Less than 80%) | 無効回答<br>(Invalid answer) | 2時間以上<br>(2 hours or more) | 1～2時間<br>未満<br>(1 hour to less than 2 hours) | 30分～<br>1時間未満<br>(30 minutes to less than 1 hour) | 30分未満<br>(Less than 30 minutes) | 無効回答<br>(Invalid answer) |
| ⑥とてもそう思う<br>(Strongly Agree)       | 18,518             | 17,291<br>93.4%                          | 1,204<br>6.5%            | 23<br>0.1%               | 5,113<br>27.6%             | 4,840<br>26.1%                               | 4,595<br>24.8%                                    | 3,948<br>21.3%                  | 22<br>0.1%               |
| ⑤そう思う<br>(Agree)                   | 12,936             | 11,707<br>90.5%                          | 1,208<br>9.3%            | 21<br>0.2%               | 2,293<br>17.7%             | 3,339<br>25.8%                               | 3,812<br>29.5%                                    | 3,479<br>26.9%                  | 13<br>0.1%               |
| ④ややそう思う<br>(Somewhat Agree)        | 7,942              | 6,934<br>87.3%                           | 997<br>12.6%             | 11<br>0.1%               | 995<br>12.5%               | 1,851<br>23.3%                               | 2,387<br>30.1%                                    | 2,699<br>34.0%                  | 10<br>0.1%               |
| ③あまりそう思わない<br>(Somewhat Disagree)  | 5,046              | 4,431<br>87.8%                           | 609<br>12.1%             | 6<br>0.1%                | 488<br>9.7%                | 958<br>19.0%                                 | 1,438<br>28.5%                                    | 2,159<br>42.8%                  | 3<br>0.1%                |
| ②そう思わない<br>(Disagree)              | 1,812              | 1,533<br>84.6%                           | 277<br>15.3%             | 2<br>0.1%                | 162<br>8.9%                | 303<br>16.7%                                 | 428<br>23.6%                                      | 914<br>50.4%                    | 5<br>0.3%                |
| ①まったくそう思わない<br>(Strongly Disagree) | 1,330              | 1,069<br>80.4%                           | 261<br>19.6%             | 0<br>0.0%                | 157<br>11.8%               | 206<br>15.5%                                 | 249<br>18.7%                                      | 714<br>53.7%                    | 4<br>0.3%                |
| 無効回答<br>(Invalid answer)           | 445                | 209<br>47.0%                             | 46<br>10.3%              | 190<br>42.7%             | 41<br>9.2%                 | 41<br>9.2%                                   | 56<br>12.6%                                       | 81<br>18.2%                     | 226<br>50.8%             |
| 計<br>(Total)                       | 48,029             | 43,174<br>89.9%                          | 4,602<br>9.6%            | 253<br>0.5%              | 9,249<br>19.3%             | 11,538<br>24.0%                              | 12,965<br>27.0%                                   | 13,994<br>29.1%                 | 283<br>0.6%              |

Q8.(学生のレベルや理解度を把握して授業が進められた。)の回答ごとに見た出席状況、学習時間

(This course was conducted while taking into consideration the students' current level and their depth of understanding.)

|                                    | 人数<br>(the number) | 回答数(No. of Responses)／回答率(Response rate) |                          |                          |                            |  |   |                                 |                          |
|------------------------------------|--------------------|--|--------------------------|--------------------------|----------------------------|--|---|---------------------------------|--------------------------|
|                                    |                    | 出席状況<br>(attendance)                     |                          |                          | 学習時間<br>(study time)       |  |   |                                 |                          |
|                                    |                    | 80%以上<br>(80% and above)                 | 80%未満<br>(Less than 80%) | 無効回答<br>(Invalid answer) | 2時間以上<br>(2 hours or more) | 1～2時間<br>未満<br>(1 hour to less than 2 hours) | 30分～<br>1時間未満<br>(30 minutes to less than 1 hour) | 30分未満<br>(Less than 30 minutes) | 無効回答<br>(Invalid answer) |
| ⑥とてもそう思う<br>(Strongly Agree)       | 19,627             | 18,259<br>93.0%                          | 1,344<br>6.8%            | 24<br>0.1%               | 4,875<br>24.8%             | 4,982<br>25.4%                               | 5,165<br>26.3%                                    | 4,582<br>23.3%                  | 23<br>0.1%               |
| ⑤そう思う<br>(Agree)                   | 15,442             | 13,981<br>90.5%                          | 1,438<br>9.3%            | 23<br>0.1%               | 2,472<br>16.0%             | 3,823<br>24.8%                               | 4,502<br>29.2%                                    | 4,630<br>30.0%                  | 15<br>0.1%               |
| ④ややそう思う<br>(Somewhat Agree)        | 7,903              | 6,882<br>87.1%                           | 1,011<br>12.8%           | 10<br>0.1%               | 1,090<br>13.8%             | 1,798<br>22.8%                               | 2,155<br>27.3%                                    | 2,851<br>36.1%                  | 9<br>0.1%                |
| ③あまりそう思わない<br>(Somewhat Disagree)  | 2,994              | 2,535<br>84.7%                           | 454<br>15.2%             | 5<br>0.2%                | 470<br>15.7%               | 587<br>19.6%                                 | 765<br>25.6%                                      | 1,167<br>39.0%                  | 5<br>0.2%                |
| ②そう思わない<br>(Disagree)              | 861                | 710<br>82.5%                             | 151<br>17.5%             | 0<br>0.0%                | 153<br>17.8%               | 166<br>19.3%                                 | 182<br>21.1%                                      | 357<br>41.5%                    | 3<br>0.3%                |
| ①まったくそう思わない<br>(Strongly Disagree) | 786                | 623<br>79.3%                             | 162<br>20.6%             | 1<br>0.1%                | 157<br>20.0%               | 140<br>17.8%                                 | 152<br>19.3%                                      | 335<br>42.6%                    | 2<br>0.3%                |
| 無効回答<br>(Invalid answer)           | 416                | 184<br>44.2%                             | 42<br>10.1%              | 190<br>45.7%             | 32<br>7.7%                 | 42<br>10.1%                                  | 44<br>10.6%                                       | 72<br>17.3%                     | 226<br>54.3%             |
| 計<br>(Total)                       | 48,029             | 43,174<br>89.9%                          | 4,602<br>9.6%            | 253<br>0.5%              | 9,249<br>19.3%             | 11,538<br>24.0%                              | 12,965<br>27.0%                                   | 13,994<br>29.1%                 | 283<br>0.6%              |

Q9.(シラバスで示された到達目標が達成されるように、授業が行われた。)の回答ごとに見た出席状況、学習時間

(The course was conducted in accordance with the objectives stated in the syllabus.)

|                                    | 人数<br>(the number) | 回答数(No. of Responses)／回答率(Response rate) |                          |                          |                            |  |   |                                 |                          |
|------------------------------------|--------------------|--|--------------------------|--------------------------|----------------------------|--|---|---------------------------------|--------------------------|
|                                    |                    | 出席状況<br>(attendance)                     |                          |                          | 学習時間<br>(study time)       |  |   |                                 |                          |
|                                    |                    | 80%以上<br>(80% and above)                 | 80%未満<br>(Less than 80%) | 無効回答<br>(Invalid answer) | 2時間以上<br>(2 hours or more) | 1～2時間<br>未満<br>(1 hour to less than 2 hours) | 30分～<br>1時間未満<br>(30 minutes to less than 1 hour) | 30分未満<br>(Less than 30 minutes) | 無効回答<br>(Invalid answer) |
| ⑥とてもそう思う<br>(Strongly Agree)       | 22,579             | 20,993<br>93.0%                          | 1,558<br>6.9%            | 28<br>0.1%               | 5,573<br>24.7%             | 5,800<br>25.7%                               | 5,858<br>25.9%                                    | 5,317<br>23.5%                  | 31<br>0.1%               |
| ⑤そう思う<br>(Agree)                   | 17,555             | 15,764<br>89.8%                          | 1,767<br>10.1%           | 24<br>0.1%               | 2,646<br>15.1%             | 4,229<br>24.1%                               | 5,122<br>29.2%                                    | 5,545<br>31.6%                  | 13<br>0.1%               |
| ④ややそう思う<br>(Somewhat Agree)        | 5,787              | 4,886<br>84.4%                           | 895<br>15.5%             | 6<br>0.1%                | 732<br>12.6%               | 1,165<br>20.1%                               | 1,558<br>26.9%                                    | 2,325<br>40.2%                  | 7<br>0.1%                |
| ③あまりそう思わない<br>(Somewhat Disagree)  | 980                | 775<br>79.1%                             | 200<br>20.4%             | 5<br>0.5%                | 126<br>12.9%               | 194<br>19.8%                                 | 238<br>24.3%                                      | 421<br>43.0%                    | 1<br>0.1%                |
| ②そう思わない<br>(Disagree)              | 319                | 261<br>81.8%                             | 58<br>18.2%              | 0<br>0.0%                | 55<br>17.2%                | 53<br>16.6%                                  | 82<br>25.7%                                       | 127<br>39.8%                    | 2<br>0.6%                |
| ①まったくそう思わない<br>(Strongly Disagree) | 347                | 271<br>78.1%                             | 76<br>21.9%              | 0<br>0.0%                | 70<br>20.2%                | 51<br>14.7%                                  | 56<br>16.1%                                       | 168<br>48.4%                    | 2<br>0.6%                |
| 無効回答<br>(Invalid answer)           | 462                | 224<br>48.5%                             | 48<br>10.4%              | 190<br>41.1%             | 47<br>10.2%                | 46<br>10.0%                                  | 51<br>11.0%                                       | 91<br>19.7%                     | 227<br>49.1%             |
| 計<br>(Total)                       | 48,029             | 43,174<br>89.9%                          | 4,602<br>9.6%            | 253<br>0.5%              | 9,249<br>19.3%             | 11,538<br>24.0%                              | 12,965<br>27.0%                                   | 13,994<br>29.1%                 | 283<br>0.6%              |

2024年度秋学期「学生授業アンケート」集計結果

(Student Course Evaluation Results for Autumn-Term 2024)

早稲田大学

|                             |    |                 |   |                            |         |
|-----------------------------|----|-----------------|---|----------------------------|---------|
| 科目設置箇所名<br>(Name of School) | 全学 | 設問タイプ<br>(type) | I | 履修者数<br>(No. of Students)  | 219,526 |
|                             |    |                 |   | 回答者数<br>(No. of Responses) | 48,029  |
|                             |    |                 |   | 回答率<br>(Response Rate)     | 21.9%   |

※履修情報は、2月10日時点の情報(※Enrollment information as of February 10)

Q10.(各授業の到達目標を達成するうえで、授業内容と授業形態(対面・リアルタイム配信・オンデマンドなど)の組み合わせは適切だったか。)の回答ごとに見た出席状況、学習時間  
(Was the combination of the course content and class modality (in-person, realtime streaming, on-demand) appropriate in achieving each class's objectives?)

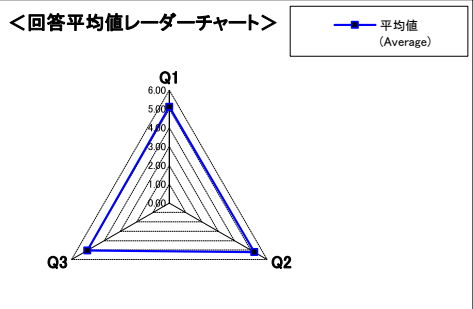
|                                    | 人数<br>(the number) | 回答数(No. of Responses)／回答率(Response rate) |                          |                          |                            |   |  |                                    |                          |
|------------------------------------|--------------------|--|--------------------------|--------------------------|----------------------------|---|--|------------------------------------|--------------------------|
|                                    |                    | 出席状況<br>(attendance)                     |                          |                          | 学習時間<br>(study time)       |   |  |                                    |                          |
|                                    |                    | 80%以上<br>(80% and above)                 | 80%未満<br>(Less than 80%) | 無効回答<br>(Invalid answer) | 2時間以上<br>(2 hours or more) | 1～2時間<br>未満<br>(1 hour to less than<br>2 hours) | 30分～<br>1時間未満<br>(30 minutes to<br>less than 1 hour) | 30分未満<br>(Less than<br>30 minutes) | 無効回答<br>(Invalid answer) |
| ⑥とても思う<br>(Strongly Agree)         | 23,167             | 21,579<br>93.1%                          | 1,561<br>6.7%            | 27<br>0.1%               | 5,546<br>23.9%             | 5,911<br>25.5%                                  | 6,063<br>26.2%                                       | 5,622<br>24.3%                     | 25<br>0.1%               |
| ⑤そう思う<br>(Agree)                   | 16,332             | 14,693<br>90.0%                          | 1,609<br>9.9%            | 30<br>0.2%               | 2,529<br>15.5%             | 3,921<br>24.0%                                  | 4,760<br>29.1%                                       | 5,104<br>31.3%                     | 18<br>0.1%               |
| ④ややそう思う<br>(Somewhat Agree)        | 5,546              | 4,666<br>84.1%                           | 876<br>15.8%             | 4<br>0.1%                | 735<br>13.3%               | 1,199<br>21.6%                                  | 1,494<br>26.9%                                       | 2,113<br>38.1%                     | 5<br>0.1%                |
| ③あまりそう思わない<br>(Somewhat Disagree)  | 1,604              | 1,317<br>82.1%                           | 285<br>17.8%             | 2<br>0.1%                | 241<br>15.0%               | 297<br>18.5%                                    | 415<br>25.9%   | 648<br>40.4%                       | 3<br>0.2%                |
| ②そう思わない<br>(Disagree)              | 450                | 345<br>76.7%                             | 105<br>23.3%             | 0<br>0.0%                | 72<br>16.0%                | 80<br>17.8%                                     | 102<br>22.7%   | 193<br>42.9%                       | 3<br>0.7%                |
| ①まったくそう思わない<br>(Strongly Disagree) | 490                | 368<br>75.1%                             | 122<br>24.9%             | 0<br>0.0%                | 92<br>18.8%                | 82<br>16.7%                                     | 87<br>17.8%  | 227<br>46.3%                       | 2<br>0.4%                |
| 無効回答<br>(Invalid answer)           | 440                | 206<br>46.8%                             | 44<br>10.0%              | 190<br>43.2%             | 34<br>7.7%                 | 48<br>10.9%                                     | 44<br>10.0%  | 87<br>19.8%                        | 227<br>51.6%             |
| 計<br>(Total)                       | 48,029             | 43,174<br>89.9%                          | 4,602<br>9.6%            | 253<br>0.5%              | 9,249<br>19.3%             | 11,538<br>24.0%                                 | 12,965<br>27.0%                                      | 13,994<br>29.1%                    | 283<br>0.6%              |

Q11.(総合的にみてこの授業は有意義だった。)の組み合わせは適切だったか。)の回答ごとに見た出席状況、学習時間

(Overall, this course was beneficial.)

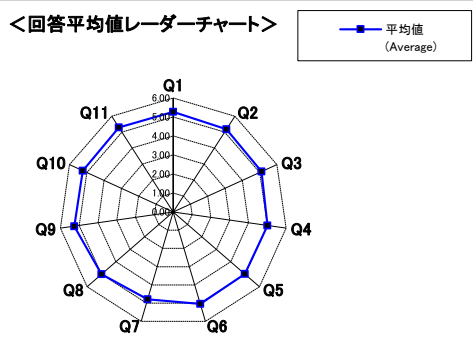
|                                    | 人数<br>(the number) | 回答数(No. of Responses)／回答率(Response rate) |                          |                          |                            |   |  |                                    |                          |
|------------------------------------|--------------------|--|--------------------------|--------------------------|----------------------------|---|--|------------------------------------|--------------------------|
|                                    |                    | 出席状況<br>(attendance)                     |                          |                          | 学習時間<br>(study time)       |   |  |                                    |                          |
|                                    |                    | 80%以上<br>(80% and above)                 | 80%未満<br>(Less than 80%) | 無効回答<br>(Invalid answer) | 2時間以上<br>(2 hours or more) | 1～2時間<br>未満<br>(1 hour to less than<br>2 hours) | 30分～<br>1時間未満<br>(30 minutes to<br>less than 1 hour) | 30分未満<br>(Less than<br>30 minutes) | 無効回答<br>(Invalid answer) |
| ⑥とても思う<br>(Strongly Agree)         | 24,712             | 23,046<br>93.3%                          | 1,638<br>6.6%            | 28<br>0.1%               | 5,889<br>23.8%             | 6,352<br>25.7%                                  | 6,541<br>26.5%                                       | 5,899<br>23.9%                     | 31<br>0.1%               |
| ⑤そう思う<br>(Agree)                   | 15,552             | 13,878<br>89.2%                          | 1,652<br>10.6%           | 22<br>0.1%               | 2,308<br>14.8%             | 3,699<br>23.8%                                  | 4,564<br>29.3%                                       | 4,966<br>31.9%                     | 15<br>0.1%               |
| ④ややそう思う<br>(Somewhat Agree)        | 5,074              | 4,239<br>83.5%                           | 823<br>16.2%             | 12<br>0.2%               | 668<br>13.2%               | 1,040<br>20.5%                                  | 1,307<br>25.8%                                       | 2,051<br>40.4%                     | 8<br>0.2%                |
| ③あまりそう思わない<br>(Somewhat Disagree)  | 1,203              | 981<br>81.5%                             | 218<br>18.1%             | 4<br>0.3%                | 154<br>12.8%               | 228<br>19.0%                                    | 266<br>22.1%   | 551<br>45.8%                       | 4<br>0.3%                |
| ②そう思わない<br>(Disagree)              | 431                | 352<br>81.7%                             | 79<br>18.3%              | 0<br>0.0%                | 72<br>16.7%                | 71<br>16.5%                                     | 98<br>22.7%  | 187<br>43.4%                       | 3<br>0.7%                |
| ①まったくそう思わない<br>(Strongly Disagree) | 489                | 363<br>74.2%                             | 125<br>25.6%             | 1<br>0.2%                | 86<br>17.6%                | 64<br>13.1%                                     | 106<br>21.7%   | 231<br>47.2%                       | 2<br>0.4%                |
| 無効回答<br>(Invalid answer)           | 568                | 315<br>55.5%                             | 67<br>11.8%              | 186<br>32.7%             | 72<br>12.7%                | 84<br>14.8%                                     | 83<br>14.6%  | 109<br>19.2%                       | 220<br>38.7%             |
| 計<br>(Total)                       | 48,029             | 43,174<br>89.9%                          | 4,602<br>9.6%            | 253<br>0.5%              | 9,249<br>19.3%             | 11,538<br>24.0%                                 | 12,965<br>27.0%                                      | 13,994<br>29.1%                    | 283<br>0.6%              |

I. あなた自身のことに関する設問 チャート



| 設問文(Question text)                 | 平均値<br>(Average) |
|------------------------------------|------------------|
| Q1.この授業の目的、到達目標、求められた課題について把握していた。 | 5.12             |
| Q2.この授業を理解するために努力した。               | 5.22             |
| Q3.この授業の内容をよく理解できた。                | 5.04             |

II. この授業についての意見に関する設問 チャート



| 設問文(Question text)  | 平均値<br>(Average) |
|---|------------------|
| Q1.話し方は適切だった。   | 5.27             |
| Q2.板書、プロジェクター(パワーポイントなど)、あるいは配布資料などはわかりやすかった。                               | 5.18             |
| Q3.この授業では学生の理解を深めるための工夫(レビュシート、小テスト、小レポート、グループワーク、予復習用の動画配信、クlickカーなど)があった。 | 5.11             |
| Q4.この授業では効果的に学生の参加(質問や発言など)を促していた。  | 5.01             |
| Q5.この授業では授業課題や学生の参加に関して効果的なフィードバックがあった。                                     | 4.99             |
| Q6.授業を通じて学生が問題や課題を考えたり、見出したりする機会があった。                                       | 5.04             |
| Q7.問題や課題について改善策や解決策を議論する機会があった。   | 4.78             |
| Q8.学生のレベルや理解度を把握して授業が進められた。   | 5.00             |
| Q9.シラバスで示された到達目標が達成されるように、授業が行われた。  | 5.26             |
| Q10.各授業の到達目標を達成するうえで、授業内容と授業形態(対面・リアルタイム配信・オンデマンドなど)の組み合わせは適切だったか。          | 5.23             |
| Q11.総合的にみてこの授業は有意義だった。  | 5.29             |

2024年度秋学期「学生授業アンケート」集計結果

(Student Course Evaluation Results for Autumn-Term 2024)

早稲田大学

|                             |    |                 |   |                            |        |
|-----------------------------|----|-----------------|---|----------------------------|--------|
| 科目設置箇所名<br>(Name of School) | 全学 | 設問タイプ<br>(type) | Ⅱ | 履修者数<br>(No. of Students)  | 24,003 |
|                             |    |                 |   | 回答者数<br>(No. of Responses) | 6,020  |
|                             |    |                 |   | 回答率<br>(Response Rate)     | 25.1%  |

※履修情報は、2月10日時点の情報(※Enrollment information as of February 10)

I. 履修要件

(Degree program requirements)

③選択(Elective) ②選択必修(Compulsory Elective) ①必修(Compulsory)

| No. | 設問文(Question text)   | 回答数(No. of Responses)／回答率(Response rate) |   |   |       |       |       | 無効回答<br>(Invalid answer) | 計<br>(Total) | 平均値<br>(Average) |
|-----|--|--|---|---|-------|-------|-------|--------------------------|--------------|------------------|
|     |  | ⑥  | ⑤ | ④ | ③     | ②     | ①     |                          |              |                  |
| 1   | この授業について当てはまるものを選んでください。<br>(Select the option that best describes this course.) | -  | - | - | 1,716 | 1,873 | 2,337 | 94                       | 6,020        | -                |
|     |  | -  | - | - | 28.5  | 31.1  | 38.8  | 1.6                      |              |                  |

II. あなた自身のことについてお尋ねします。

(Questions regarding your participation in this course.)

⑥90%以上(90% and above) ⑤80～90%未満(80 to less than 90%) ④70～80%未満(70 to less than 80%)  
③60～70%未満(60 to less than 70%) ②50～60%未満(50 to less than 60%) ①50%未満(Less than 50%)

| No. | 設問文(Question text)   | 回答数(No. of Responses)／回答率(Response rate) |       |     |     |     |     | 無効回答<br>(Invalid answer) | 計<br>(Total) | 平均値<br>(Average) |
|-----|--|--|-------|-----|-----|-----|-----|--------------------------|--------------|------------------|
|     |  | ⑥  | ⑤     | ④   | ③   | ②   | ①   |                          |              |                  |
| 1   | この授業への出席状況は、おおよそどの程度でしたか。<br>(Evaluate your class attendance.) | 4,553                                    | 1,000 | 345 | 54  | 10  | 24  | 34                       | 6,020        | 5.66             |
|     |  | 75.6                                     | 16.6  | 5.7 | 0.9 | 0.2 | 0.4 | 0.6                      |              |                  |

⑥4時間以上(4 hours or more) ⑤2時間～4時間未満(2 hours to less than 4 hours) ④1時間～2時間未満(1 hour to less than 2 hours)  
③30分～1時間未満(30 minutes to less than 1 hour) ②30分未満(Less than 30 minutes) ①ほとんどしていない(Almost None)

| No. | 設問文(Question text)   | 回答数(No. of Responses)／回答率(Response rate) |      |       |       |      |     | 無効回答<br>(Invalid answer) | 計<br>(Total) | 平均値<br>(Average) |
|-----|--|--|------|-------|-------|------|-----|--------------------------|--------------|------------------|
|     |  | ⑥  | ⑤    | ④     | ③     | ②    | ①   |                          |              |                  |
| 2   | 1回の授業にあたり、授業時間以外の事前・事後学習のために費やした平均の時間はおおよそどの程度でしたか。<br>(Indicate the average amount of time you spent preparing for and reviewing after each class of this course, not including time spent in class.) | 608                                      | 974  | 1,647 | 1,519 | 780  | 457 | 35                       | 6,020        | 3.62             |
|     |  | 10.1                                     | 16.2 | 27.4  | 25.2  | 13.0 | 7.6 | 0.6                      |              |                  |

⑥とてもそう思う(Strongly Agree) ⑤そう思う(Agree) ④ややそう思う(Somewhat Agree)  
③あまりそう思わない(Somewhat Disagree) ②そう思わない(Disagree) ①まったくそう思わない(Strongly Disagree)

| No. | 設問文(Question text)   | 回答数(No. of Responses)／回答率(Response rate) |       |      |     |     |     | 無効回答<br>(Invalid answer) | 計<br>(Total) | 平均値<br>(Average) |
|-----|--|--|-------|------|-----|-----|-----|--------------------------|--------------|------------------|
|     |  | ⑥  | ⑤     | ④    | ③   | ②   | ①   |                          |              |                  |
| 3   | この授業の目的、到達目標、求められた課題について把握していた。<br>(You understood the objectives, goals, and assigned work for this course.)                | 2,898                                    | 2,250 | 703  | 96  | 15  | 21  | 37                       | 6,020        | 5.31             |
|     |  | 48.1                                     | 37.4  | 11.7 | 1.6 | 0.2 | 0.3 | 0.6                      |              |                  |
| 4   | この授業で求められた活動(問題の発見や解決など)に積極的に取り組んだ。<br>(You actively engaged in the required activities (Problem finding and solving, etc.)) | 3,194                                    | 2,010 | 648  | 103 | 16  | 14  | 35                       | 6,020        | 5.37             |
|     |  | 53.1                                     | 33.4  | 10.8 | 1.7 | 0.3 | 0.2 | 0.6                      |              |                  |
| 5   | この授業で取り組んだ活動から十分な学びが得られた。<br>(You gained a satisfactory amount of learning while engaging in the class activities.)          | 3,338                                    | 1,934 | 571  | 88  | 23  | 31  | 35                       | 6,020        | 5.40             |
|     |  | 55.4                                     | 32.1  | 9.5  | 1.5 | 0.4 | 0.5 | 0.6                      |              |                  |

III. この授業についての意見をお聞かせください。

(Please give us your opinions about this course.)

⑥とてもそう思う(Strongly Agree) ⑤そう思う(Agree) ④ややそう思う(Somewhat Agree)  
③あまりそう思わない(Somewhat Disagree) ②そう思わない(Disagree) ①まったくそう思わない(Strongly Disagree)

| No. | 設問文(Question text)   | 回答数(No. of Responses)／回答率(Response rate) |       |      |     |     |     | 無効回答<br>(Invalid answer) | 計<br>(Total) | 平均値<br>(Average) |
|-----|--|--|-------|------|-----|-----|-----|--------------------------|--------------|------------------|
|     |  | ⑥  | ⑤     | ④    | ③   | ②   | ①   |                          |              |                  |
| 1   | この授業では、学生の取り組み(問題の発見や解決など)を支援するような情報提供があった。<br>(This course showed various efforts (review sheets, quizzes, short essays, group work, videos for studying before and after class, clickers) to promote student comprehension.) | 3,333                                    | 1,874 | 578  | 122 | 32  | 36  | 45                       | 6,020        | 5.38             |
|     |  | 55.4                                     | 31.1  | 9.6  | 2.0 | 0.5 | 0.6 | 0.7                      |              |                  |
| 2   | この授業では効果的に学生の参加(質問や発言など)を促していた。<br>(This course effectively promoted student participation (asking questions, speaking out in class).)   | 3,588                                    | 1,572 | 567  | 155 | 53  | 43  | 42                       | 6,020        | 5.40             |
|     |  | 59.6                                     | 26.1  | 9.4  | 2.6 | 0.9 | 0.7 | 0.7                      |              |                  |
| 3   | この授業では授業課題や学生の参加に関して効果的なフィードバックがあった。<br>(This course provided effective feedback about class assignments and student participation.)   | 3,466                                    | 1,682 | 560  | 166 | 57  | 44  | 45                       | 6,020        | 5.37             |
|     |  | 57.6                                     | 27.9  | 9.3  | 2.8 | 0.9 | 0.7 | 0.7                      |              |                  |
| 4   | 授業を通じて学生が問題や課題を考えたり、見出したりする機会があった。<br>(Throughout the course, there were opportunities for students to find and think about problems and challenges.)  | 3,457                                    | 1,699 | 605  | 135 | 38  | 42  | 44                       | 6,020        | 5.38             |
|     |  | 57.4                                     | 28.2  | 10.0 | 2.2 | 0.6 | 0.7 | 0.7                      |              |                  |
| 5   | 問題や課題について改善策や解決策を議論する機会があった。<br>(There was an opportunity to discuss solutions and improvement plans for problems and challenges.)   | 3,183                                    | 1,628 | 666  | 305 | 113 | 81  | 44                       | 6,020        | 5.21             |
|     |  | 52.9                                     | 27.0  | 11.1 | 5.1 | 1.9 | 1.3 | 0.7                      |              |                  |
| 6   | 学生のレベルや理解度を把握して授業が進められた。<br>(This course was conducted while taking into consideration the students' current level and their depth of understanding.)  | 3,013                                    | 1,873 | 743  | 220 | 64  | 64  | 43                       | 6,020        | 5.23             |
|     |  | 50.0                                     | 31.1  | 12.3 | 3.7 | 1.1 | 1.1 | 0.7                      |              |                  |
| 7   | 学生個人での取り組みやグループワークの時間は十分に確保されていた。<br>(The instructor provided enough opportunity for individual and/or group work.)  | 3,419                                    | 1,654 | 616  | 178 | 56  | 49  | 48                       | 6,020        | 5.35             |
|     |  | 56.8                                     | 27.5  | 10.2 | 3.0 | 0.9 | 0.8 | 0.8                      |              |                  |
| 8   | シラバスで示された到達目標が達成されるように、授業が行われた。<br>(The course was conducted in accordance with the objectives stated in the syllabus.)  | 3,339                                    | 1,999 | 501  | 91  | 20  | 24  | 46                       | 6,020        | 5.42             |
|     |  | 55.5                                     | 33.2  | 8.3  | 1.5 | 0.3 | 0.4 | 0.8                      |              |                  |
| 9   | 各授業の到達目標を達成するうえで、授業内容と授業形態(対面・リアルタイム配信・オンデマンドなど)の組み合わせは適切だったか。<br>(Was the combination of the course content and class modality (in-person, realtime streaming, on-demand) appropriate in achieving each class's objectives?)  | 3,505                                    | 1,850 | 436  | 111 | 26  | 41  | 51                       | 6,020        | 5.44             |
|     |  | 58.2                                     | 30.7  | 7.2  | 1.8 | 0.4 | 0.7 | 0.8                      |              |                  |
| 10  | 総合的にみてこの授業は有意義だった。<br>(Overall, this course was beneficial.)   | 3,708                                    | 1,709 | 387  | 83  | 27  | 38  | 68                       | 6,020        | 5.49             |
|     |  | 61.6                                     | 28.4  | 6.4  | 1.4 | 0.4 | 0.6 | 1.1                      |              |                  |



2024年度秋学期「学生授業アンケート」集計結果

(Student Course Evaluation Results for Autumn-Term 2024)

早稲田大学

|                             |    |                 |   |                            |        |
|-----------------------------|----|-----------------|---|----------------------------|--------|
| 科目設置箇所名<br>(Name of School) | 全学 | 設問タイプ<br>(type) | Ⅱ | 履修者数<br>(No. of Students)  | 24,003 |
|                             |    |                 |   | 回答者数<br>(No. of Responses) | 6,020  |
|                             |    |                 |   | 回答率<br>(Response Rate)     | 25.1%  |

※履修情報は、2月10日時点の情報(※Enrollment information as of February 10)

Ⅰ. あなた自身のことについてに関する設問の回答ごとに見た出席状況、学習時間

(The average attendance, and study time at each answer of questions regarding your participations.)

Q1.(この授業への出席状況は、おおよその程度でしたか。)の回答ごとに見た学習時間

(Evaluate your class attendance.)

|                                     | 人数<br>(the number) | 回答数(No. of Responses)／回答率(Response rate) |                          |                          |                            |   |  |                                    |
|-------------------------------------|--------------------|--|--------------------------|--------------------------|----------------------------|---|--|------------------------------------|
|                                     |                    | 出席状況<br>(attendance)                     |                          |                          | 学習時間<br>(study time)       |   |  |                                    |
|                                     |                    | 80%以上<br>(80% and above)                 | 80%未満<br>(Less than 80%) | 無効回答<br>(Invalid answer) | 2時間以上<br>(2 hours or more) | 1～2時間<br>未満<br>(1 hour to less than<br>2 hours) | 30分～<br>1時間未満<br>(30 minutes to<br>less than 1 hour) | 30分未満<br>(Less than<br>30 minutes) |
| ⑥90%以上<br>( 90% and above)          | 4,553              | —  | —                        | —                        | 1,302                      | 1,243   | 1,106  | 897                                |
|                                     |                    | 28.6%                                    | 27.3%                    | 24.3%                    | 19.7%                      | 0.1%  |  |                                    |
| ⑤80～90%未満<br>( 80 to less than 90%) | 1,000              | —  | —                        | —                        | 199                        | 286   | 290  | 218                                |
|                                     |                    | 19.9%                                    | 28.6%                    | 29.0%                    | 21.8%                      | 0.7%  |  |                                    |
| ④70～80%未満<br>(70 to less than 80%)  | 345                | —  | —                        | —                        | 69                         | 93  | 96   | 86                                 |
|                                     |                    | 20.0%                                    | 27.0%                    | 27.8%                    | 24.9%                      | 0.3%  |  |                                    |
| ③60～70%未満<br>(60 to less than 70%)  | 54                 | —  | —                        | —                        | 8                          | 15  | 19   | 12                                 |
|                                     |                    | 14.8%                                    | 27.8%                    | 35.2%                    | 22.2%                      | 0.0%  |  |                                    |
| ②50～60%未満<br>(50 to less than 60%)  | 10                 | —  | —                        | —                        | 1                          | 2   | 4  | 3                                  |
|                                     |                    | 10.0%                                    | 20.0%                    | 40.0%                    | 30.0%                      | 0.0%  |  |                                    |
| ①50%未満<br>(Less than 50% )          | 24                 | —  | —                        | —                        | 1                          | 4   | 1  | 18                                 |
|                                     |                    | 4.2%                                     | 16.7%                    | 4.2%                     | 75.0%                      | 0.0%  |  |                                    |
| 無効回答<br>(Invalid answer)            | 34                 | —  | —                        | —                        | 2                          | 4   | 3  | 3                                  |
|                                     |                    | 5.9%                                     | 11.8%                    | 8.8%                     | 8.8%                       | 64.7%   |  |                                    |
| 計<br>(Total)                        | 6,020              | —  | —                        | —                        | 1,582                      | 1,647   | 1,519  | 1,237                              |
|                                     |                    | 26.3%                                    | 27.4%                    | 25.2%                    | 20.5%                      | 0.6%  |  |                                    |

Q2.(1回の授業にあたり、授業時間以外の事前・事後学習のために費やした平均の時間はおおよその程度でしたか。)の回答ごとに見た出席状況

(Indicate the average amount of time you spent preparing for and reviewing after each class of this course, not including time spent in class.)

|  | 人数<br>(the number) | 回答数(No. of Responses)／回答率(Response rate) |                          |                          |                            |   |  |                                    |
|--|--------------------|--|--------------------------|--------------------------|----------------------------|---|--|------------------------------------|
|  |                    | 出席状況<br>(attendance)                     |                          |                          | 学習時間<br>(study time)       |   |  |                                    |
|  |                    | 80%以上<br>(80% and above)                 | 80%未満<br>(Less than 80%) | 無効回答<br>(Invalid answer) | 2時間以上<br>(2 hours or more) | 1～2時間<br>未満<br>(1 hour to less than<br>2 hours) | 30分～<br>1時間未満<br>(30 minutes to<br>less than 1 hour) | 30分未満<br>(Less than<br>30 minutes) |
| ⑥4時間以上<br>(4 hours or more)                    | 608                | 581                                      | 26                       | 1                        | —                          | —   | —  | —                                  |
|  |                    | 95.6%                                    | 4.3%                     | 0.2%                     | —                          | —   | —  | —                                  |
| ⑤2時間～4時間未満<br>( 2 hours to less than 4 hours)  | 974                | 920                                      | 53                       | 1                        | —                          | —   | —  | —                                  |
|  |                    | 94.5%                                    | 5.4%                     | 0.1%                     | —                          | —   | —  | —                                  |
| ④1時間～2時間未満<br>(1 hour to less than 2 hours)    | 1,647              | 1,529                                    | 114                      | 4                        | —                          | —   | —  | —                                  |
|  |                    | 92.8%                                    | 6.9%                     | 0.2%                     | —                          | —   | —  | —                                  |
| ③30分～1時間未満<br>(30 minutes to less than 1 hour) | 1,519              | 1,396                                    | 120                      | 3                        | —                          | —   | —  | —                                  |
|  |                    | 91.9%                                    | 7.9%                     | 0.2%                     | —                          | —   | —  | —                                  |
| ②30分未満<br>( Less than 30 minutes)              | 780                | 717                                      | 62                       | 1                        | —                          | —   | —  | —                                  |
|  |                    | 91.9%                                    | 7.9%                     | 0.1%                     | —                          | —   | —  | —                                  |
| ① ほとんどしていない<br>(Almost None )                  | 457                | 398                                      | 57                       | 2                        | —                          | —   | —  | —                                  |
|  |                    | 87.1%                                    | 12.5%                    | 0.4%                     | —                          | —   | —  | —                                  |
| 無効回答<br>(Invalid answer)                       | 35                 | 12                                       | 1                        | 22                       | —                          | —   | —  | —                                  |
|  |                    | 34.3%                                    | 2.9%                     | 62.9%                    | —                          | —   | —  | —                                  |
| 計<br>(Total)                                   | 6,020              | 5,553                                    | 433                      | 34                       | —                          | —   | —  | —                                  |
|  |                    | 92.2%                                    | 7.2%                     | 0.6%                     | —                          | —   | —  | —                                  |

Q3.(この授業の目的、到達目標、求められた課題について把握していた。)の回答ごとに見た出席状況、学習時間

(You understood the objectives, goals, and assigned work for this course.)

|                                    | 人数<br>(the number) | 回答数(No. of Responses)／回答率(Response rate) |                          |                          |                            |   |  |                                    |
|------------------------------------|--------------------|--|--------------------------|--------------------------|----------------------------|---|--|------------------------------------|
|                                    |                    | 出席状況<br>(attendance)                     |                          |                          | 学習時間<br>(study time)       |   |  |                                    |
|                                    |                    | 80%以上<br>(80% and above)                 | 80%未満<br>(Less than 80%) | 無効回答<br>(Invalid answer) | 2時間以上<br>(2 hours or more) | 1～2時間<br>未満<br>(1 hour to less than<br>2 hours) | 30分～<br>1時間未満<br>(30 minutes to<br>less than 1 hour) | 30分未満<br>(Less than<br>30 minutes) |
| ⑥とてもそう思う<br>(Strongly Agree)       | 2,898              | 2,779                                    | 114                      | 5                        | 908                        | 794   | 711  | 482                                |
|                                    |                    | 95.9%                                    | 3.9%                     | 0.2%                     | 31.3%                      | 27.4%   | 24.5%  | 16.6%                              |
| ⑤そう思う<br>(Agree)                   | 2,250              | 2,056                                    | 189                      | 5                        | 523                        | 652   | 577  | 496                                |
|                                    |                    | 91.4%                                    | 8.4%                     | 0.2%                     | 23.2%                      | 29.0%   | 25.6%  | 22.0%                              |
| ④ややそう思う<br>(Somewhat Agree)        | 703                | 596                                      | 106                      | 1                        | 129                        | 166   | 202  | 202                                |
|                                    |                    | 84.8%                                    | 15.1%                    | 0.1%                     | 18.3%                      | 23.6%   | 28.7%  | 28.7%                              |
| ③あまりそう思わない<br>(Somewhat Disagree)  | 96                 | 84                                       | 11                       | 1                        | 14                         | 23  | 22   | 37                                 |
|                                    |                    | 87.5%                                    | 11.5%                    | 1.0%                     | 14.6%                      | 24.0%   | 22.9%  | 38.5%                              |
| ②そう思わない<br>(Disagree)              | 15                 | 11                                       | 4                        | 0                        | 2                          | 4   | 3  | 6                                  |
|                                    |                    | 73.3%                                    | 26.7%                    | 0.0%                     | 13.3%                      | 26.7%   | 20.0%  | 40.0%                              |
| ①まったくそう思わない<br>(Strongly Disagree) | 21                 | 15                                       | 6                        | 0                        | 3                          | 2   | 2  | 14                                 |
|                                    |                    | 71.4%                                    | 28.6%                    | 0.0%                     | 14.3%                      | 9.5%  | 9.5%   | 66.7%                              |
| 無効回答<br>(Invalid answer)           | 37                 | 12                                       | 3                        | 22                       | 3                          | 6   | 2  | 0                                  |
|                                    |                    | 32.4%                                    | 8.1%                     | 59.5%                    | 8.1%                       | 16.2%   | 5.4%   | 0.0%                               |
| 計<br>(Total)                       | 6,020              | 5,553                                    | 433                      | 34                       | 1,582                      | 1,647   | 1,519  | 1,237                              |
|                                    |                    | 92.2%                                    | 7.2%                     | 0.6%                     | 26.3%                      | 27.4%   | 25.2%  | 20.5%                              |

2024年度秋学期「学生授業アンケート」集計結果

(Student Course Evaluation Results for Autumn-Term 2024)

早稲田大学

|                             |    |                 |   |                            |        |
|-----------------------------|----|-----------------|---|----------------------------|--------|
| 科目設置箇所名<br>(Name of School) | 全学 | 設問タイプ<br>(type) | Ⅱ | 履修者数<br>(No. of Students)  | 24,003 |
|                             |    |                 |   | 回答者数<br>(No. of Responses) | 6,020  |
|                             |    |                 |   | 回答率<br>(Response Rate)     | 25.1%  |

※履修情報は、2月10日時点の情報(※Enrollment information as of February 10)

Q4.(この授業で求められた活動(問題の発見や解決など)に積極的に取り組んだ。)の回答ごとに見た出席状況、学習時間

(You actively engaged in the required activities (Problem finding and solving, etc..))

|                                    | 人数<br>(the number) | 回答数(No. of Responses)／回答率(Response rate) |                          |                          |                            |   |  |                                    |                          |
|------------------------------------|--------------------|--|--------------------------|--------------------------|----------------------------|---|--|------------------------------------|--------------------------|
|                                    |                    | 出席状況<br>(attendance)                     |                          |                          | 学習時間<br>(study time)       |   |  |                                    |                          |
|                                    |                    | 80%以上<br>(80% and above)                 | 80%未満<br>(Less than 80%) | 無効回答<br>(Invalid answer) | 2時間以上<br>(2 hours or more) | 1～2時間<br>未満<br>(1 hour to less than<br>2 hours) | 30分～<br>1時間未満<br>(30 minutes to<br>less than 1 hour) | 30分未満<br>(Less than<br>30 minutes) | 無効回答<br>(Invalid answer) |
| ⑥とてもそう思う<br>(Strongly Agree)       | 3,194              | 3,072<br>96.2%                           | 116<br>3.6%              | 6<br>0.2%                | 989<br>31.0%               | 873<br>27.3%                                    | 795<br>24.9%   | 534<br>16.7%                       | 3<br>0.1%                |
| ⑤そう思う<br>(Agree)                   | 2,010              | 1,840<br>91.5%                           | 166<br>8.3%              | 4<br>0.2%                | 461<br>22.9%               | 583<br>29.0%                                    | 523<br>26.0%   | 439<br>21.8%                       | 4<br>0.2%                |
| ④ややそう思う<br>(Somewhat Agree)        | 648                | 535<br>82.6%                             | 112<br>17.3%             | 1<br>0.2%                | 114<br>17.6%               | 163<br>25.2%                                    | 173<br>26.7%   | 196<br>30.2%                       | 2<br>0.3%                |
| ③あまりそう思わない<br>(Somewhat Disagree)  | 103                | 79<br>76.7%                              | 23<br>22.3%              | 1<br>1.0%                | 15<br>14.6%                | 21<br>20.4%                                     | 23<br>22.3%  | 44<br>42.7%                        | 0<br>0.0%                |
| ②そう思わない<br>(Disagree)              | 16                 | 8<br>50.0%                               | 8<br>50.0%               | 0<br>0.0%                | 0<br>0.0%                  | 2<br>12.5%                                      | 2<br>12.5%   | 12<br>75.0%                        | 0<br>0.0%                |
| ①まったくそう思わない<br>(Strongly Disagree) | 14                 | 9<br>64.3%                               | 5<br>35.7%               | 0<br>0.0%                | 2<br>14.3%                 | 1<br>7.1%                                       | 1<br>7.1%  | 10<br>71.4%                        | 0<br>0.0%                |
| 無効回答<br>(Invalid answer)           | 35                 | 10<br>28.6%                              | 3<br>8.6%                | 22<br>62.9%              | 1<br>2.9%                  | 4<br>11.4%                                      | 2<br>5.7%  | 2<br>5.7%                          | 26<br>74.3%              |
| 計<br>(Total)                       | 6,020              | 5,553<br>92.2%                           | 433<br>7.2%              | 34<br>0.6%               | 1,582<br>26.3%             | 1,647<br>27.4%                                  | 1,519<br>25.2%                                       | 1,237<br>20.5%                     | 35<br>0.6%               |

Q5.(この授業で取り組んだ活動から十分な学びが得られた。)の回答ごとに見た出席状況、学習時間

(You gained a satisfactory amount of learning while engaging in the class activities.)

|                                    | 人数<br>(the number) | 回答数(No. of Responses)／回答率(Response rate) |                          |                          |                            |   |  |                                    |                          |
|------------------------------------|--------------------|--|--------------------------|--------------------------|----------------------------|---|--|------------------------------------|--------------------------|
|                                    |                    | 出席状況<br>(attendance)                     |                          |                          | 学習時間<br>(study time)       |   |  |                                    |                          |
|                                    |                    | 80%以上<br>(80% and above)                 | 80%未満<br>(Less than 80%) | 無効回答<br>(Invalid answer) | 2時間以上<br>(2 hours or more) | 1～2時間<br>未満<br>(1 hour to less than<br>2 hours) | 30分～<br>1時間未満<br>(30 minutes to<br>less than 1 hour) | 30分未満<br>(Less than<br>30 minutes) | 無効回答<br>(Invalid answer) |
| ⑥とてもそう思う<br>(Strongly Agree)       | 3,338              | 3,181<br>95.3%                           | 150<br>4.5%              | 7<br>0.2%                | 1,026<br>30.7%             | 917<br>27.5%                                    | 823<br>24.7%   | 567<br>17.0%                       | 5<br>0.1%                |
| ⑤そう思う<br>(Agree)                   | 1,934              | 1,744<br>90.2%                           | 187<br>9.7%              | 3<br>0.2%                | 421<br>21.8%               | 568<br>29.4%                                    | 513<br>26.5%   | 429<br>22.2%                       | 3<br>0.2%                |
| ④ややそう思う<br>(Somewhat Agree)        | 571                | 499<br>87.4%                             | 71<br>12.4%              | 1<br>0.2%                | 105<br>18.4%               | 133<br>23.3%                                    | 146<br>25.6%   | 186<br>32.6%                       | 1<br>0.2%                |
| ③あまりそう思わない<br>(Somewhat Disagree)  | 88                 | 75<br>85.2%                              | 12<br>13.6%              | 1<br>1.1%                | 15<br>17.0%                | 13<br>14.8%                                     | 25<br>28.4%  | 35<br>39.8%                        | 0<br>0.0%                |
| ②そう思わない<br>(Disagree)              | 23                 | 16<br>69.6%                              | 7<br>30.4%               | 0<br>0.0%                | 4<br>17.4%                 | 7<br>30.4%                                      | 5<br>21.7%   | 7<br>30.4%                         | 0<br>0.0%                |
| ①まったくそう思わない<br>(Strongly Disagree) | 31                 | 27<br>87.1%                              | 4<br>12.9%               | 0<br>0.0%                | 8<br>25.8%                 | 7<br>22.6%                                      | 4<br>12.9%   | 12<br>38.7%                        | 0<br>0.0%                |
| 無効回答<br>(Invalid answer)           | 35                 | 11<br>31.4%                              | 2<br>5.7%                | 22<br>62.9%              | 3<br>8.6%                  | 2<br>5.7%                                       | 3<br>8.6%  | 1<br>2.9%                          | 26<br>74.3%              |
| 計<br>(Total)                       | 6,020              | 5,553<br>92.2%                           | 433<br>7.2%              | 34<br>0.6%               | 1,582<br>26.3%             | 1,647<br>27.4%                                  | 1,519<br>25.2%                                       | 1,237<br>20.5%                     | 35<br>0.6%               |

2024年度秋学期「学生授業アンケート」集計結果

(Student Course Evaluation Results for Autumn-Term 2024)

早稲田大学

|                             |    |                 |   |                            |        |
|-----------------------------|----|-----------------|---|----------------------------|--------|
| 科目設置箇所名<br>(Name of School) | 全学 | 設問タイプ<br>(type) | Ⅱ | 履修者数<br>(No. of Students)  | 24,003 |
|                             |    |                 |   | 回答者数<br>(No. of Responses) | 6,020  |
|                             |    |                 |   | 回答率<br>(Response Rate)     | 25.1%  |

※履修情報は、2月10日時点の情報(※Enrollment information as of February 10)

Ⅱ. この授業についての意見に関する設問の回答ごとに見た出席状況、学習時間

(The average attendance, and study time at each answer of questions regarding your opinions in the class.)

Q1.(この授業では、学生の取り組み(問題の発見や解決など)を支援するような情報提供があった。)の回答ごとに見た出席状況、学習時間

(This course showed various efforts (review sheets, quizzes, short essays, group work, videos for studying before and after class, clickers) to promote student comprehension.)

|                                    | 人数<br>(the number) | 回答数(No. of Responses)／回答率(Response rate) |                          |                          |                            |   |  |                                    |                          |
|------------------------------------|--------------------|--|--------------------------|--------------------------|----------------------------|---|--|------------------------------------|--------------------------|
|                                    |                    | 出席状況<br>(attendance)                     |                          |                          | 学習時間<br>(study time)       |   |  |                                    |                          |
|                                    |                    | 80%以上<br>(80% and above)                 | 80%未満<br>(Less than 80%) | 無効回答<br>(Invalid answer) | 2時間以上<br>(2 hours or more) | 1～2時間<br>未満<br>(1 hour to less than<br>2 hours) | 30分～<br>1時間未満<br>(30 minutes to<br>less than 1 hour) | 30分未満<br>(Less than<br>30 minutes) | 無効回答<br>(Invalid answer) |
| ⑥とてもそう思う<br>(Strongly Agree)       | 3,333              | 3,146<br>94.4%                           | 180<br>5.4%              | 7<br>0.2%                | 992<br>29.8%               | 918<br>27.5%                                    | 831<br>24.9%   | 588<br>17.6%                       | 4<br>0.1%                |
| ⑤そう思う<br>(Agree)                   | 1,874              | 1,715<br>91.5%                           | 157<br>8.4%              | 2<br>0.1%                | 432<br>23.1%               | 536<br>28.6%                                    | 485<br>25.9%   | 419<br>22.4%                       | 2<br>0.1%                |
| ④ややそう思う<br>(Somewhat Agree)        | 578                | 503<br>87.0%                             | 73<br>12.6%              | 2<br>0.3%                | 109<br>18.9%               | 144<br>24.9%                                    | 158<br>27.3%   | 165<br>28.5%                       | 2<br>0.3%                |
| ③あまりそう思わない<br>(Somewhat Disagree)  | 122                | 111<br>91.0%                             | 11<br>9.0%               | 0<br>0.0%                | 29<br>23.8%                | 35<br>28.7%                                     | 27<br>22.1%  | 31<br>25.4%                        | 0<br>0.0%                |
| ②そう思わない<br>(Disagree)              | 32                 | 26<br>81.3%                              | 5<br>15.6%               | 1<br>3.1%                | 7<br>21.9%                 | 4<br>12.5%                                      | 9<br>28.1%   | 12<br>37.5%                        | 0<br>0.0%                |
| ①まったくそう思わない<br>(Strongly Disagree) | 36                 | 32<br>88.9%                              | 3<br>8.3%                | 1<br>2.8%                | 7<br>19.4%                 | 4<br>11.1%                                      | 5<br>13.9%   | 19<br>52.8%                        | 1<br>2.8%                |
| 無効回答<br>(Invalid answer)           | 45                 | 20<br>44.4%                              | 4<br>8.9%                | 21<br>46.7%              | 6<br>13.3%                 | 6<br>13.3%                                      | 4<br>8.9%  | 3<br>6.7%                          | 26<br>57.8%              |
| 計<br>(Total)                       | 6,020              | 5,553<br>92.2%                           | 433<br>7.2%              | 34<br>0.6%               | 1,582<br>26.3%             | 1,647<br>27.4%                                  | 1,519<br>25.2%                                       | 1,237<br>20.5%                     | 35<br>0.6%               |

Q2.(この授業では効果的に学生の参加(質問や発言など)を促していた。)の回答ごとに見た出席状況、学習時間

(This course effectively promoted student participation (asking questions, speaking out in class).)

|                                    | 人数<br>(the number) | 回答数(No. of Responses)／回答率(Response rate) |                          |                          |                            |   |  |                                    |                          |
|------------------------------------|--------------------|--|--------------------------|--------------------------|----------------------------|---|--|------------------------------------|--------------------------|
|                                    |                    | 出席状況<br>(attendance)                     |                          |                          | 学習時間<br>(study time)       |   |  |                                    |                          |
|                                    |                    | 80%以上<br>(80% and above)                 | 80%未満<br>(Less than 80%) | 無効回答<br>(Invalid answer) | 2時間以上<br>(2 hours or more) | 1～2時間<br>未満<br>(1 hour to less than<br>2 hours) | 30分～<br>1時間未満<br>(30 minutes to<br>less than 1 hour) | 30分未満<br>(Less than<br>30 minutes) | 無効回答<br>(Invalid answer) |
| ⑥とてもそう思う<br>(Strongly Agree)       | 3,588              | 3,379<br>94.2%                           | 202<br>5.6%              | 7<br>0.2%                | 1,034<br>28.8%             | 996<br>27.8%                                    | 901<br>25.1%   | 653<br>18.2%                       | 4<br>0.1%                |
| ⑤そう思う<br>(Agree)                   | 1,572              | 1,424<br>90.6%                           | 146<br>9.3%              | 2<br>0.1%                | 366<br>23.3%               | 451<br>28.7%                                    | 410<br>26.1%   | 342<br>21.8%                       | 3<br>0.2%                |
| ④ややそう思う<br>(Somewhat Agree)        | 567                | 504<br>88.9%                             | 62<br>10.9%              | 1<br>0.2%                | 112<br>19.8%               | 141<br>24.9%                                    | 151<br>26.6%   | 162<br>28.6%                       | 1<br>0.2%                |
| ③あまりそう思わない<br>(Somewhat Disagree)  | 155                | 143<br>92.3%                             | 11<br>7.1%               | 1<br>0.6%                | 29<br>18.7%                | 39<br>25.2%                                     | 41<br>26.5%  | 46<br>29.7%                        | 0<br>0.0%                |
| ②そう思わない<br>(Disagree)              | 53                 | 47<br>88.7%                              | 5<br>9.4%                | 1<br>1.9%                | 22<br>41.5%                | 9<br>17.0%                                      | 7<br>13.2%   | 15<br>28.3%                        | 0<br>0.0%                |
| ①まったくそう思わない<br>(Strongly Disagree) | 43                 | 37<br>86.0%                              | 5<br>11.6%               | 1<br>2.3%                | 15<br>34.9%                | 5<br>11.6%                                      | 6<br>14.0%   | 16<br>37.2%                        | 1<br>2.3%                |
| 無効回答<br>(Invalid answer)           | 42                 | 19<br>45.2%                              | 2<br>4.8%                | 21<br>50.0%              | 4<br>9.5%                  | 6<br>14.3%                                      | 3<br>7.1%  | 3<br>7.1%                          | 26<br>61.9%              |
| 計<br>(Total)                       | 6,020              | 5,553<br>92.2%                           | 433<br>7.2%              | 34<br>0.6%               | 1,582<br>26.3%             | 1,647<br>27.4%                                  | 1,519<br>25.2%                                       | 1,237<br>20.5%                     | 35<br>0.6%               |

Q3.(この授業では授業課題や学生の参加に関して効果的なフィードバックがあった。)の回答ごとに見た出席状況、学習時間

(This course provided effective feedback about class assignments and student participation.)

|                                    | 人数<br>(the number) | 回答数(No. of Responses)／回答率(Response rate) |                          |                          |                            |   |  |                                    |                          |
|------------------------------------|--------------------|--|--------------------------|--------------------------|----------------------------|---|--|------------------------------------|--------------------------|
|                                    |                    | 出席状況<br>(attendance)                     |                          |                          | 学習時間<br>(study time)       |   |  |                                    |                          |
|                                    |                    | 80%以上<br>(80% and above)                 | 80%未満<br>(Less than 80%) | 無効回答<br>(Invalid answer) | 2時間以上<br>(2 hours or more) | 1～2時間<br>未満<br>(1 hour to less than<br>2 hours) | 30分～<br>1時間未満<br>(30 minutes to<br>less than 1 hour) | 30分未満<br>(Less than<br>30 minutes) | 無効回答<br>(Invalid answer) |
| ⑥とてもそう思う<br>(Strongly Agree)       | 3,466              | 3,250<br>93.8%                           | 211<br>6.1%              | 5<br>0.1%                | 1,013<br>29.2%             | 945<br>27.3%                                    | 868<br>25.0%   | 635<br>18.3%                       | 5<br>0.1%                |
| ⑤そう思う<br>(Agree)                   | 1,682              | 1,540<br>91.6%                           | 140<br>8.3%              | 2<br>0.1%                | 385<br>22.9%               | 506<br>30.1%                                    | 434<br>25.8%   | 354<br>21.0%                       | 3<br>0.2%                |
| ④ややそう思う<br>(Somewhat Agree)        | 560                | 499<br>89.1%                             | 57<br>10.2%              | 4<br>0.7%                | 112<br>20.0%               | 144<br>25.7%                                    | 149<br>26.6%   | 155<br>27.7%                       | 0<br>0.0%                |
| ③あまりそう思わない<br>(Somewhat Disagree)  | 166                | 152<br>91.6%                             | 13<br>7.8%               | 1<br>0.6%                | 36<br>21.7%                | 33<br>19.9%                                     | 45<br>27.1%  | 52<br>31.3%                        | 0<br>0.0%                |
| ②そう思わない<br>(Disagree)              | 57                 | 54<br>94.7%                              | 3<br>5.3%                | 0<br>0.0%                | 16<br>28.1%                | 9<br>15.8%                                      | 11<br>19.3%  | 21<br>36.8%                        | 0<br>0.0%                |
| ①まったくそう思わない<br>(Strongly Disagree) | 44                 | 36<br>81.8%                              | 7<br>15.9%               | 1<br>2.3%                | 14<br>31.8%                | 3<br>6.8%                                       | 7<br>15.9%   | 19<br>43.2%                        | 1<br>2.3%                |
| 無効回答<br>(Invalid answer)           | 45                 | 22<br>48.9%                              | 2<br>4.4%                | 21<br>46.7%              | 6<br>13.3%                 | 7<br>15.6%                                      | 5<br>11.1%   | 1<br>2.2%                          | 26<br>57.8%              |
| 計<br>(Total)                       | 6,020              | 5,553<br>92.2%                           | 433<br>7.2%              | 34<br>0.6%               | 1,582<br>26.3%             | 1,647<br>27.4%                                  | 1,519<br>25.2%                                       | 1,237<br>20.5%                     | 35<br>0.6%               |

2024年度秋学期「学生授業アンケート」集計結果

(Student Course Evaluation Results for Autumn-Term 2024)

早稲田大学

|                             |    |                 |   |                            |        |
|-----------------------------|----|-----------------|---|----------------------------|--------|
| 科目設置箇所名<br>(Name of School) | 全学 | 設問タイプ<br>(type) | Ⅱ | 履修者数<br>(No. of Students)  | 24,003 |
|                             |    |                 |   | 回答者数<br>(No. of Responses) | 6,020  |
|                             |    |                 |   | 回答率<br>(Response Rate)     | 25.1%  |

※履修情報は、2月10日時点の情報(※Enrollment information as of February 10)

Q4.(授業を通じて学生が問題や課題を考えたり、見出したりする機会があった。)の回答ごとに見た出席状況、学習時間  
(Throughout the course, there were opportunities for students to find and think about problems and challenges.)

|                                    | 人数<br>(the number) | 回答数(No. of Responses)／回答率(Response rate) |                          |                          |                            |  |   |                                 |                          |
|------------------------------------|--------------------|--|--------------------------|--------------------------|----------------------------|--|---|---------------------------------|--------------------------|
|                                    |                    | 出席状況<br>(attendance)                     |                          |                          | 学習時間<br>(study time)       |  |   |                                 |                          |
|                                    |                    | 80%以上<br>(80% and above)                 | 80%未満<br>(Less than 80%) | 無効回答<br>(Invalid answer) | 2時間以上<br>(2 hours or more) | 1～2時間<br>未満<br>(1 hour to less than 2 hours) | 30分～<br>1時間未満<br>(30 minutes to less than 1 hour) | 30分未満<br>(Less than 30 minutes) | 無効回答<br>(Invalid answer) |
| ⑥とてもそう思う<br>(Strongly Agree)       | 3,457              | 3,265<br>94.4%                           | 187<br>5.4%              | 5<br>0.1%                | 1,033<br>29.9%             | 967<br>28.0%                                 | 854<br>24.7%                                      | 599<br>17.3%                    | 4<br>0.1%                |
| ⑤そう思う<br>(Agree)                   | 1,699              | 1,547<br>91.1%                           | 149<br>8.8%              | 3<br>0.2%                | 399<br>23.5%               | 479<br>28.2%                                 | 455<br>26.8%                                      | 364<br>21.4%                    | 2<br>0.1%                |
| ④ややそう思う<br>(Somewhat Agree)        | 605                | 529<br>87.4%                             | 74<br>12.2%              | 2<br>0.3%                | 103<br>17.0%               | 154<br>25.5%                                 | 161<br>26.6%                                      | 185<br>30.6%                    | 2<br>0.3%                |
| ③あまりそう思わない<br>(Somewhat Disagree)  | 135                | 121<br>89.6%                             | 12<br>8.9%               | 2<br>1.5%                | 26<br>19.3%                | 25<br>18.5%                                  | 30<br>22.2%                                       | 54<br>40.0%                     | 0<br>0.0%                |
| ②そう思わない<br>(Disagree)              | 38                 | 33<br>86.8%                              | 5<br>13.2%               | 0<br>0.0%                | 4<br>10.5%                 | 9<br>23.7%                                   | 8<br>21.1%  | 17<br>44.7%                     | 0<br>0.0%                |
| ①まったくそう思わない<br>(Strongly Disagree) | 42                 | 38<br>90.5%                              | 3<br>7.1%                | 1<br>2.4%                | 10<br>23.8%                | 7<br>16.7%                                   | 7<br>16.7%  | 17<br>40.5%                     | 1<br>2.4%                |
| 無効回答<br>(Invalid answer)           | 44                 | 20<br>45.5%                              | 3<br>6.8%                | 21<br>47.7%              | 7<br>15.9%                 | 6<br>13.6%                                   | 4<br>9.1%   | 1<br>2.3%                       | 26<br>59.1%              |
| 計<br>(Total)                       | 6,020              | 5,553<br>92.2%                           | 433<br>7.2%              | 34<br>0.6%               | 1,582<br>26.3%             | 1,647<br>27.4%                               | 1,519<br>25.2%                                    | 1,237<br>20.5%                  | 35<br>0.6%               |

Q5.(問題や課題について改善策や解決策を議論する機会があった。)の回答ごとに見た出席状況、学習時間  
(There was an opportunity to discuss solutions and improvement plans for problems and challenges.)

|                                    | 人数<br>(the number) | 回答数(No. of Responses)／回答率(Response rate) |                          |                          |                            |  |   |                                 |                          |
|------------------------------------|--------------------|--|--------------------------|--------------------------|----------------------------|--|---|---------------------------------|--------------------------|
|                                    |                    | 出席状況<br>(attendance)                     |                          |                          | 学習時間<br>(study time)       |  |   |                                 |                          |
|                                    |                    | 80%以上<br>(80% and above)                 | 80%未満<br>(Less than 80%) | 無効回答<br>(Invalid answer) | 2時間以上<br>(2 hours or more) | 1～2時間<br>未満<br>(1 hour to less than 2 hours) | 30分～<br>1時間未満<br>(30 minutes to less than 1 hour) | 30分未満<br>(Less than 30 minutes) | 無効回答<br>(Invalid answer) |
| ⑥とてもそう思う<br>(Strongly Agree)       | 3,183              | 3,015<br>94.7%                           | 162<br>5.1%              | 6<br>0.2%                | 974<br>30.6%               | 896<br>28.1%                                 | 768<br>24.1%                                      | 541<br>17.0%                    | 4<br>0.1%                |
| ⑤そう思う<br>(Agree)                   | 1,628              | 1,470<br>90.3%                           | 156<br>9.6%              | 2<br>0.1%                | 380<br>23.3%               | 461<br>28.3%                                 | 440<br>27.0%                                      | 346<br>21.3%                    | 1<br>0.1%                |
| ④ややそう思う<br>(Somewhat Agree)        | 666                | 600<br>90.1%                             | 65<br>9.8%               | 1<br>0.2%                | 121<br>18.2%               | 174<br>26.1%                                 | 186<br>27.9%                                      | 182<br>27.3%                    | 3<br>0.5%                |
| ③あまりそう思わない<br>(Somewhat Disagree)  | 305                | 273<br>89.5%                             | 31<br>10.2%              | 1<br>0.3%                | 56<br>18.4%                | 70<br>23.0%                                  | 84<br>27.5%                                       | 94<br>30.8%                     | 1<br>0.3%                |
| ②そう思わない<br>(Disagree)              | 113                | 100<br>88.5%                             | 12<br>10.6%              | 1<br>0.9%                | 28<br>24.8%                | 28<br>24.8%                                  | 23<br>20.4%                                       | 34<br>30.1%                     | 0<br>0.0%                |
| ①まったくそう思わない<br>(Strongly Disagree) | 81                 | 73<br>90.1%                              | 6<br>7.4%                | 2<br>2.5%                | 17<br>21.0%                | 11<br>13.6%                                  | 14<br>17.3%                                       | 38<br>46.9%                     | 1<br>1.2%                |
| 無効回答<br>(Invalid answer)           | 44                 | 22<br>50.0%                              | 1<br>2.3%                | 21<br>47.7%              | 6<br>13.6%                 | 7<br>15.9%                                   | 4<br>9.1%   | 2<br>4.5%                       | 25<br>56.8%              |
| 計<br>(Total)                       | 6,020              | 5,553<br>92.2%                           | 433<br>7.2%              | 34<br>0.6%               | 1,582<br>26.3%             | 1,647<br>27.4%                               | 1,519<br>25.2%                                    | 1,237<br>20.5%                  | 35<br>0.6%               |

Q6.(学生のレベルや理解度を把握して授業が進められた。)の回答ごとに見た出席状況、学習時間  
(This course was conducted while taking into consideration the students' current level and their depth of understanding.)

|                                    | 人数<br>(the number) | 回答数(No. of Responses)／回答率(Response rate) |                          |                          |                            |  |   |                                 |                          |
|------------------------------------|--------------------|--|--------------------------|--------------------------|----------------------------|--|---|---------------------------------|--------------------------|
|                                    |                    | 出席状況<br>(attendance)                     |                          |                          | 学習時間<br>(study time)       |  |   |                                 |                          |
|                                    |                    | 80%以上<br>(80% and above)                 | 80%未満<br>(Less than 80%) | 無効回答<br>(Invalid answer) | 2時間以上<br>(2 hours or more) | 1～2時間<br>未満<br>(1 hour to less than 2 hours) | 30分～<br>1時間未満<br>(30 minutes to less than 1 hour) | 30分未満<br>(Less than 30 minutes) | 無効回答<br>(Invalid answer) |
| ⑥とてもそう思う<br>(Strongly Agree)       | 3,013              | 2,856<br>94.8%                           | 151<br>5.0%              | 6<br>0.2%                | 892<br>29.6%               | 817<br>27.1%                                 | 747<br>24.8%                                      | 553<br>18.4%                    | 4<br>0.1%                |
| ⑤そう思う<br>(Agree)                   | 1,873              | 1,709<br>91.2%                           | 161<br>8.6%              | 3<br>0.2%                | 430<br>23.0%               | 541<br>28.9%                                 | 493<br>26.3%                                      | 407<br>21.7%                    | 2<br>0.1%                |
| ④ややそう思う<br>(Somewhat Agree)        | 743                | 661<br>89.0%                             | 81<br>10.9%              | 1<br>0.1%                | 150<br>20.2%               | 200<br>26.9%                                 | 205<br>27.6%                                      | 186<br>25.0%                    | 2<br>0.3%                |
| ③あまりそう思わない<br>(Somewhat Disagree)  | 220                | 195<br>88.6%                             | 24<br>10.9%              | 1<br>0.5%                | 60<br>27.3%                | 63<br>28.6%                                  | 52<br>23.6%                                       | 45<br>20.5%                     | 0<br>0.0%                |
| ②そう思わない<br>(Disagree)              | 64                 | 58<br>90.6%                              | 6<br>9.4%                | 0<br>0.0%                | 21<br>32.8%                | 13<br>20.3%                                  | 12<br>18.8%                                       | 18<br>28.1%                     | 0<br>0.0%                |
| ①まったくそう思わない<br>(Strongly Disagree) | 64                 | 55<br>85.9%                              | 7<br>10.9%               | 2<br>3.1%                | 22<br>34.4%                | 9<br>14.1%                                   | 7<br>10.9%  | 25<br>39.1%                     | 1<br>1.6%                |
| 無効回答<br>(Invalid answer)           | 43                 | 19<br>44.2%                              | 3<br>7.0%                | 21<br>48.8%              | 7<br>16.3%                 | 4<br>9.3%                                    | 3<br>7.0%   | 3<br>7.0%                       | 26<br>60.5%              |
| 計<br>(Total)                       | 6,020              | 5,553<br>92.2%                           | 433<br>7.2%              | 34<br>0.6%               | 1,582<br>26.3%             | 1,647<br>27.4%                               | 1,519<br>25.2%                                    | 1,237<br>20.5%                  | 35<br>0.6%               |

2024年度秋学期「学生授業アンケート」集計結果

(Student Course Evaluation Results for Autumn-Term 2024)

早稲田大学

|                             |    |                 |   |                            |        |
|-----------------------------|----|-----------------|---|----------------------------|--------|
| 科目設置箇所名<br>(Name of School) | 全学 | 設問タイプ<br>(type) | Ⅱ | 履修者数<br>(No. of Students)  | 24,003 |
|                             |    |                 |   | 回答者数<br>(No. of Responses) | 6,020  |
|                             |    |                 |   | 回答率<br>(Response Rate)     | 25.1%  |

※履修情報は、2月10日時点の情報(※Enrollment information as of February 10)

Q7.(学生個人での取り組みやグループワークの時間は十分に確保されていた。)の回答ごとに見た出席状況、学習時間

(The instructor provided enough opportunity for individual and/or group work.)

|                                    | 人数<br>(the number) | 回答数(No. of Responses)／回答率(Response rate) |                          |                          |                            |   |  |                                    |                          |
|------------------------------------|--------------------|--|--------------------------|--------------------------|----------------------------|---|--|------------------------------------|--------------------------|
|                                    |                    | 出席状況<br>(attendance)                     |                          |                          | 学習時間<br>(study time)       |   |  |                                    |                          |
|                                    |                    | 80%以上<br>(80% and above)                 | 80%未満<br>(Less than 80%) | 無効回答<br>(Invalid answer) | 2時間以上<br>(2 hours or more) | 1～2時間<br>未満<br>(1 hour to less than<br>2 hours) | 30分～<br>1時間未満<br>(30 minutes to<br>less than 1 hour) | 30分未満<br>(Less than<br>30 minutes) | 無効回答<br>(Invalid answer) |
| ⑥とてもそう思う<br>(Strongly Agree)       | 3,419              | 3,233<br>94.6%                           | 179<br>5.2%              | 7<br>0.2%                | 965<br>28.2%               | 941<br>27.5%                                    | 867<br>25.4%   | 641<br>18.7%                       | 5<br>0.1%                |
| ⑤そう思う<br>(Agree)                   | 1,654              | 1,499<br>90.6%                           | 153<br>9.3%              | 2<br>0.1%                | 383<br>23.2%               | 473<br>28.6%                                    | 441<br>26.7%   | 357<br>21.6%                       | 0<br>0.0%                |
| ④ややそう思う<br>(Somewhat Agree)        | 616                | 542<br>88.0%                             | 72<br>11.7%              | 2<br>0.3%                | 154<br>25.0%               | 158<br>25.6%                                    | 150<br>24.4%   | 151<br>24.5%                       | 3<br>0.5%                |
| ③あまりそう思わない<br>(Somewhat Disagree)  | 178                | 162<br>91.0%                             | 15<br>8.4%               | 1<br>0.6%                | 43<br>24.2%                | 51<br>28.7%                                     | 36<br>20.2%  | 48<br>27.0%                        | 0<br>0.0%                |
| ②そう思わない<br>(Disagree)              | 56                 | 50<br>89.3%                              | 6<br>10.7%               | 0<br>0.0%                | 18<br>32.1%                | 10<br>17.9%                                     | 11<br>19.6%  | 17<br>30.4%                        | 0<br>0.0%                |
| ①まったくそう思わない<br>(Strongly Disagree) | 49                 | 42<br>85.7%                              | 6<br>12.2%               | 1<br>2.0%                | 9<br>18.4%                 | 8<br>16.3%                                      | 10<br>20.4%  | 21<br>42.9%                        | 1<br>2.0%                |
| 無効回答<br>(Invalid answer)           | 48                 | 25<br>52.1%                              | 2<br>4.2%                | 21<br>43.8%              | 10<br>20.8%                | 6<br>12.5%                                      | 4<br>8.3%  | 2<br>4.2%                          | 26<br>54.2%              |
| 計<br>(Total)                       | 6,020              | 5,553<br>92.2%                           | 433<br>7.2%              | 34<br>0.6%               | 1,582<br>26.3%             | 1,647<br>27.4%                                  | 1,519<br>25.2%                                       | 1,237<br>20.5%                     | 35<br>0.6%               |

Q8.(シラバスで示された到達目標が達成されるように、授業が行われた。)の回答ごとに見た出席状況、学習時間

(The course was conducted in accordance with the objectives stated in the syllabus.)

|                                    | 人数<br>(the number) | 回答数(No. of Responses)／回答率(Response rate) |                          |                          |                            |   |  |                                    |                          |
|------------------------------------|--------------------|--|--------------------------|--------------------------|----------------------------|---|--|------------------------------------|--------------------------|
|                                    |                    | 出席状況<br>(attendance)                     |                          |                          | 学習時間<br>(study time)       |   |  |                                    |                          |
|                                    |                    | 80%以上<br>(80% and above)                 | 80%未満<br>(Less than 80%) | 無効回答<br>(Invalid answer) | 2時間以上<br>(2 hours or more) | 1～2時間<br>未満<br>(1 hour to less than<br>2 hours) | 30分～<br>1時間未満<br>(30 minutes to<br>less than 1 hour) | 30分未満<br>(Less than<br>30 minutes) | 無効回答<br>(Invalid answer) |
| ⑥とてもそう思う<br>(Strongly Agree)       | 3,339              | 3,161<br>94.7%                           | 170<br>5.1%              | 8<br>0.2%                | 984<br>29.5%               | 931<br>27.9%                                    | 818<br>24.5%   | 602<br>18.0%                       | 4<br>0.1%                |
| ⑤そう思う<br>(Agree)                   | 1,999              | 1,806<br>90.3%                           | 192<br>9.6%              | 1<br>0.1%                | 452<br>22.6%               | 555<br>27.8%                                    | 533<br>26.7%   | 458<br>22.9%                       | 1<br>0.1%                |
| ④ややそう思う<br>(Somewhat Agree)        | 501                | 441<br>88.0%                             | 59<br>11.8%              | 1<br>0.2%                | 99<br>19.8%                | 126<br>25.1%                                    | 142<br>28.3%   | 131<br>26.1%                       | 3<br>0.6%                |
| ③あまりそう思わない<br>(Somewhat Disagree)  | 91                 | 85<br>93.4%                              | 4<br>4.4%                | 2<br>2.2%                | 26<br>28.6%                | 21<br>23.1%                                     | 18<br>19.8%  | 26<br>28.6%                        | 0<br>0.0%                |
| ②そう思わない<br>(Disagree)              | 20                 | 18<br>90.0%                              | 2<br>10.0%               | 0<br>0.0%                | 6<br>30.0%                 | 5<br>25.0%                                      | 3<br>15.0%   | 6<br>30.0%                         | 0<br>0.0%                |
| ①まったくそう思わない<br>(Strongly Disagree) | 24                 | 21<br>87.5%                              | 3<br>12.5%               | 0<br>0.0%                | 5<br>20.8%                 | 4<br>16.7%                                      | 3<br>12.5%   | 12<br>50.0%                        | 0<br>0.0%                |
| 無効回答<br>(Invalid answer)           | 46                 | 21<br>45.7%                              | 3<br>6.5%                | 22<br>47.8%              | 10<br>21.7%                | 5<br>10.9%                                      | 2<br>4.3%  | 2<br>4.3%                          | 27<br>58.7%              |
| 計<br>(Total)                       | 6,020              | 5,553<br>92.2%                           | 433<br>7.2%              | 34<br>0.6%               | 1,582<br>26.3%             | 1,647<br>27.4%                                  | 1,519<br>25.2%                                       | 1,237<br>20.5%                     | 35<br>0.6%               |

Q9.(各授業の到達目標を達成するうえで、授業内容と授業形態(対面・リアルタイム配信・オンデマンドなど)の組み合わせは適切だったか。)の回答ごとに見た出席状況、学習時間

(Was the combination of the course content and class modality (in-person, realtime streaming, on-demand) appropriate in achieving each class' s objectives?)

|                                    | 人数<br>(the number) | 回答数(No. of Responses)／回答率(Response rate) |                          |                          |                            |   |  |                                    |                          |
|------------------------------------|--------------------|--|--------------------------|--------------------------|----------------------------|---|--|------------------------------------|--------------------------|
|                                    |                    | 出席状況<br>(attendance)                     |                          |                          | 学習時間<br>(study time)       |   |  |                                    |                          |
|                                    |                    | 80%以上<br>(80% and above)                 | 80%未満<br>(Less than 80%) | 無効回答<br>(Invalid answer) | 2時間以上<br>(2 hours or more) | 1～2時間<br>未満<br>(1 hour to less than<br>2 hours) | 30分～<br>1時間未満<br>(30 minutes to<br>less than 1 hour) | 30分未満<br>(Less than<br>30 minutes) | 無効回答<br>(Invalid answer) |
| ⑥とてもそう思う<br>(Strongly Agree)       | 3,505              | 3,309<br>94.4%                           | 189<br>5.4%              | 7<br>0.2%                | 1,015<br>29.0%             | 976<br>27.8%                                    | 852<br>24.3%   | 659<br>18.8%                       | 3<br>0.1%                |
| ⑤そう思う<br>(Agree)                   | 1,850              | 1,668<br>90.2%                           | 180<br>9.7%              | 2<br>0.1%                | 409<br>22.1%               | 539<br>29.1%                                    | 494<br>26.7%   | 404<br>21.8%                       | 4<br>0.2%                |
| ④ややそう思う<br>(Somewhat Agree)        | 436                | 386<br>88.5%                             | 47<br>10.8%              | 3<br>0.7%                | 97<br>22.2%                | 94<br>21.6%                                     | 133<br>30.5%   | 112<br>25.7%                       | 0<br>0.0%                |
| ③あまりそう思わない<br>(Somewhat Disagree)  | 111                | 103<br>92.8%                             | 8<br>7.2%                | 0<br>0.0%                | 32<br>28.8%                | 15<br>13.5%                                     | 25<br>22.5%  | 38<br>34.2%                        | 1<br>0.9%                |
| ②そう思わない<br>(Disagree)              | 26                 | 22<br>84.6%                              | 4<br>15.4%               | 0<br>0.0%                | 9<br>34.6%                 | 7<br>26.9%                                      | 6<br>23.1%   | 4<br>15.4%                         | 0<br>0.0%                |
| ①まったくそう思わない<br>(Strongly Disagree) | 41                 | 39<br>95.1%                              | 2<br>4.9%                | 0<br>0.0%                | 11<br>26.8%                | 10<br>24.4%                                     | 5<br>12.2%   | 15<br>36.6%                        | 0<br>0.0%                |
| 無効回答<br>(Invalid answer)           | 51                 | 26<br>51.0%                              | 3<br>5.9%                | 22<br>43.1%              | 9<br>17.6%                 | 6<br>11.8%                                      | 4<br>7.8%  | 5<br>9.8%                          | 27<br>52.9%              |
| 計<br>(Total)                       | 6,020              | 5,553<br>92.2%                           | 433<br>7.2%              | 34<br>0.6%               | 1,582<br>26.3%             | 1,647<br>27.4%                                  | 1,519<br>25.2%                                       | 1,237<br>20.5%                     | 35<br>0.6%               |



2024年度秋学期「学生授業アンケート」集計結果

(Student Course Evaluation Results for Autumn-Term 2024)

早稲田大学

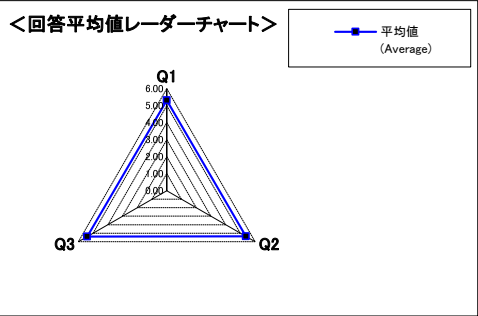
|                             |    |                 |   |                            |        |
|-----------------------------|----|-----------------|---|----------------------------|--------|
| 科目設置箇所名<br>(Name of School) | 全学 | 設問タイプ<br>(type) | Ⅱ | 履修者数<br>(No. of Students)  | 24,003 |
|                             |    |                 |   | 回答者数<br>(No. of Responses) | 6,020  |
|                             |    |                 |   | 回答率<br>(Response Rate)     | 25.1%  |

※履修情報は、2月10日時点の情報(※Enrollment information as of February 10)

Q10.(総合的にみてこの授業は有意義だった。)の回答ごとに見た出席状況、学習時間  
(Overall, this course was beneficial.)

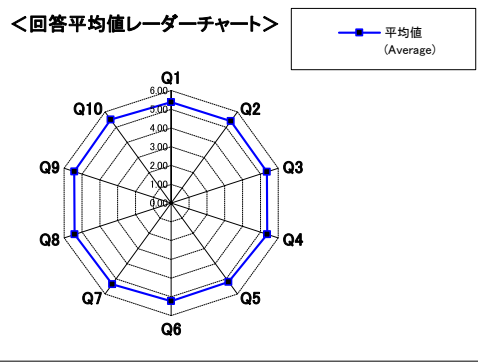
|                                    | 人数<br>(the number) | 回答数(No. of Responses)／回答率(Response rate) |                          |                          |                            |  |   |                                 |
|------------------------------------|--------------------|--|--------------------------|--------------------------|----------------------------|--|---|---------------------------------|
|                                    |                    | 出席状況<br>(attendance)                     |                          |                          | 学習時間<br>(study time)       |  |   |                                 |
|                                    |                    | 80%以上<br>(80% and above)                 | 80%未満<br>(Less than 80%) | 無効回答<br>(Invalid answer) | 2時間以上<br>(2 hours or more) | 1～2時間<br>未満<br>(1 hour to less than 2 hours) | 30分～<br>1時間未満<br>(30 minutes to less than 1 hour) | 30分未満<br>(Less than 30 minutes) |
| ⑥とてもそう思う<br>(Strongly Agree)       | 3,708              | 3,502<br>94.4%                           | 199<br>5.4%              | 7<br>0.2%                | 1,098<br>29.6%             | 1,010<br>27.2%                               | 929<br>25.1%                                      | 666<br>18.0%                    |
| ⑤そう思う<br>(Agree)                   | 1,709              | 1,551<br>90.8%                           | 156<br>9.1%              | 2<br>0.1%                | 358<br>20.9%               | 496<br>29.0%                                 | 449<br>26.3%                                      | 405<br>23.7%                    |
| ④ややそう思う<br>(Somewhat Agree)        | 387                | 332<br>85.8%                             | 52<br>13.4%              | 3<br>0.8%                | 76<br>19.6%                | 102<br>26.4%                                 | 97<br>25.1%                                       | 110<br>28.4%                    |
| ③あまりそう思わない<br>(Somewhat Disagree)  | 83                 | 72<br>86.7%                              | 11<br>13.3%              | 0<br>0.0%                | 21<br>25.3%                | 13<br>15.7%                                  | 24<br>28.9%                                       | 25<br>30.1%                     |
| ②そう思わない<br>(Disagree)              | 27                 | 22<br>81.5%                              | 5<br>18.5%               | 0<br>0.0%                | 5<br>18.5%                 | 9<br>33.3%                                   | 4<br>14.8%  | 9<br>33.3%                      |
| ①まったくそう思わない<br>(Strongly Disagree) | 38                 | 32<br>84.2%                              | 5<br>13.2%               | 1<br>2.6%                | 7<br>18.4%                 | 7<br>18.4%                                   | 7<br>18.4%  | 16<br>42.1%                     |
| 無効回答<br>(Invalid answer)           | 68                 | 42<br>61.8%                              | 5<br>7.4%                | 21<br>30.9%              | 17<br>25.0%                | 10<br>14.7%                                  | 9<br>13.2%  | 6<br>8.8%                       |
| 計<br>(Total)                       | 6,020              | 5,553<br>92.2%                           | 433<br>7.2%              | 34<br>0.6%               | 1,582<br>26.3%             | 1,647<br>27.4%                               | 1,519<br>25.2%                                    | 1,237<br>20.5%                  |

Ⅰ. あなた自身のことにに関する設問 チャート



| 設問文(Question text)                     | 平均値<br>(Average) |
|--|------------------|
| Q1.この授業の目的、到達目標、求められた課題について把握していた。     | 5.31             |
| Q2.この授業で求められた活動(問題の発見や解決など)に積極的に取り組んだ。 | 5.37             |
| Q3.この授業で取り組んだ活動から十分な学びが得られた。           | 5.40             |

Ⅱ. この授業についての意見に関する設問 チャート



| 設問文(Question text)  | 平均値<br>(Average) |
|---|------------------|
| Q1.この授業では、学生の取り組み(問題の発見や解決など)を支援するような情報提供があった。                    | 5.38             |
| Q2.この授業では効果的に学生の参加(質問や発言など)を促していた。                                | 5.40             |
| Q3.この授業では授業課題や学生の参加に関して効果的なフィードバックがあった。                           | 5.37             |
| Q4.授業を通じて学生が問題や課題を考えたり、見出したりする機会があった。                             | 5.38             |
| Q5.問題や課題について改善策や解決策を議論する機会があった。                                   | 5.21             |
| Q6.学生のレベルや理解度を把握して授業が進められた。                                       | 5.23             |
| Q7.学生個人での取り組みやグループワークの時間は十分に確保されていた。                              | 5.35             |
| Q8.シラバスで示された到達目標が達成されるように、授業が行われた。                                | 5.42             |
| Q9.各授業の到達目標を達成するうえで、授業内容と授業形態(対面・リアルタイム配信・オンデマンドなど)の組み合わせは適切だったか。 | 5.44             |
| Q10.総合的にみてこの授業は有意義だった。  | 5.49             |

2024年度秋学期「学生授業アンケート」集計結果

(Student Course Evaluation Results for Autumn-Term 2024)

早稲田大学

|                             |    |                 |   |                            |        |
|-----------------------------|----|-----------------|---|----------------------------|--------|
| 科目設置箇所名<br>(Name of School) | 全学 | 設問タイプ<br>(type) | Ⅲ | 履修者数<br>(No. of Students)  | 11,543 |
|                             |    |                 |   | 回答者数<br>(No. of Responses) | 1,634  |
|                             |    |                 |   | 回答率<br>(Response Rate)     | 14.2%  |

※履修情報は、2月10日時点の情報(※Enrollment information as of February 10)

I. 履修要件

(Degree program requirements)

③選択(Elective) ②選択必修(Compulsory Elective) ①必修(Compulsory)

| No. | 設問文(Question text)  | 回答数(No. of Responses)／回答率(Response rate) |   |   |      |     |      | 無効回答<br>(Invalid answer) | 計<br>(Total) | 平均値<br>(Average) |
|-----|---|--|---|---|------|-----|------|--------------------------|--------------|------------------|
|     |   | ⑥  | ⑤ | ④ | ③    | ②   | ①    |                          |              |                  |
| 1   | この実技・実験について当てはまるものを選んでください。<br>(Select the option that best describes this course.) | -  | - | - | 694  | 150 | 746  | 44                       | 1,634        | -                |
|     |   | -  | - | - | 42.5 | 9.2 | 45.7 | 2.7                      |              |                  |

II. あなた自身のことについてお尋ねします。

(Questions regarding your participation in this course.)

⑥90%以上(90% and above) ⑤80～90%未満(80 to less than 90%) ④70～80%未満(70 to less than 80%)  
③60～70%未満(60 to less than 70%) ②50～60%未満(50 to less than 60%) ①50%未満(Less than 50%)

| No. | 設問文(Question text)  | 回答数(No. of Responses)／回答率(Response rate) |     |     |     |     |     | 無効回答<br>(Invalid answer) | 計<br>(Total) | 平均値<br>(Average) |
|-----|---|--|-----|-----|-----|-----|-----|--------------------------|--------------|------------------|
|     |   | ⑥  | ⑤   | ④   | ③   | ②   | ①   |                          |              |                  |
| 1   | この授業への出席状況は、おおよその程度でしたか。<br>(Evaluate your class attendance.) | 1,368                                    | 135 | 65  | 16  | 3   | 15  | 32                       | 1,634        | 5.75             |
|     |   | 83.7                                     | 8.3 | 4.0 | 1.0 | 0.2 | 0.9 | 2.0                      |              |                  |

⑥4時間以上(4 hours or more) ⑤2時間～4時間未満(2 hours to less than 4 hours) ④1時間～2時間未満(1 hour to less than 2 hours)  
③30分～1時間未満(30 minutes to less than 1 hour) ②30分未満(Less than 30 minutes) ①ほとんどしない(Almost None)

| No. | 設問文(Question text)   | 回答数(No. of Responses)／回答率(Response rate) |      |      |      |      |      | 無効回答<br>(Invalid answer) | 計<br>(Total) | 平均値<br>(Average) |
|-----|--|--|------|------|------|------|------|--------------------------|--------------|------------------|
|     |  | ⑥  | ⑤    | ④    | ③    | ②    | ①    |                          |              |                  |
| 2   | 1回の授業にあたり、授業の事前準備や練習にどのくらい取り組みましたか。<br>(Indicate the average amount of time you spent preparing for and reviewing after each class of this course, not including time spent in class.) | 222                                      | 222  | 320  | 269  | 234  | 330  | 37                       | 1,634        | 3.34             |
|     |  | 13.6                                     | 13.6 | 19.6 | 16.5 | 14.3 | 20.2 | 2.3                      |              |                  |

⑥とてもそう思う(Strongly Agree) ⑤そう思う(Agree) ④ややそう思う(Somewhat Agree)  
③あまりそう思わない(Somewhat Disagree) ②そう思わない(Disagree) ①まったくそう思わない(Strongly Disagree)

| No. | 設問文(Question text)  | 回答数(No. of Responses)／回答率(Response rate) |      |      |     |     |     | 無効回答<br>(Invalid answer) | 計<br>(Total) | 平均値<br>(Average) |
|-----|---|--|------|------|-----|-----|-----|--------------------------|--------------|------------------|
|     |   | ⑥  | ⑤    | ④    | ③   | ②   | ①   |                          |              |                  |
| 3   | この授業の目的、到達目標、求められた課題について把握していた。<br>(You understood the objectives, goals, and assigned work for this course.) | 755                                      | 600  | 200  | 34  | 6   | 6   | 33                       | 1,634        | 5.28             |
|     |   | 46.2                                     | 36.7 | 12.2 | 2.1 | 0.4 | 0.4 | 2.0                      |              |                  |
| 4   | この授業での学習内容または技術を修得するために努力した。<br>(You made efforts to acquire the content and skills taught in this course.)   | 854                                      | 533  | 176  | 26  | 4   | 8   | 33                       | 1,634        | 5.36             |
|     |   | 52.3                                     | 32.6 | 10.8 | 1.6 | 0.2 | 0.5 | 2.0                      |              |                  |
| 5   | この授業の学習内容または技術をよく修得できた。<br>(You were able to acquire the content and skills taught in this course.)           | 723                                      | 525  | 279  | 54  | 12  | 6   | 35                       | 1,634        | 5.17             |
|     |   | 44.2                                     | 32.1 | 17.1 | 3.3 | 0.7 | 0.4 | 2.1                      |              |                  |

III. この授業についての意見をお聞かせください。

(Please give us your opinions about this course.)

⑥とてもそう思う(Strongly Agree) ⑤そう思う(Agree) ④ややそう思う(Somewhat Agree)  
③あまりそう思わない(Somewhat Disagree) ②そう思わない(Disagree) ①まったくそう思わない(Strongly Disagree)

| No. | 設問文(Question text)  | 回答数(No. of Responses)／回答率(Response rate) |      |      |     |     |     | 無効回答<br>(Invalid answer) | 計<br>(Total) | 平均値<br>(Average) |
|-----|---|--|------|------|-----|-----|-----|--------------------------|--------------|------------------|
|     |   | ⑥  | ⑤    | ④    | ③   | ②   | ①   |                          |              |                  |
| 1   | 授業に関する事前説明(模擬演習、作業手順、映像の提示など)は分かりやすかった。<br>(Prior explanations related to the course (simulations, work procedures, presentations of videos) were easy to understand.)  | 783                                      | 481  | 252  | 62  | 13  | 8   | 35                       | 1,634        | 5.21             |
|     |   | 47.9                                     | 29.4 | 15.4 | 3.8 | 0.8 | 0.5 | 2.1                      |              |                  |
| 2   | この授業では効果的に学生の参加(質問や発言など)を促していた。<br>(This course effectively promoted student participation (asking questions, speaking out in class).)  | 742                                      | 444  | 251  | 101 | 25  | 33  | 38                       | 1,634        | 5.05             |
|     |   | 45.4                                     | 27.2 | 15.4 | 6.2 | 1.5 | 2.0 | 2.3                      |              |                  |
| 3   | この授業では授業課題や学生の参加に関して効果的なフィードバックがあった。<br>(This course provided effective feedback about class assignments and student participation.)  | 715                                      | 444  | 248  | 122 | 38  | 30  | 37                       | 1,634        | 4.99             |
|     |   | 43.8                                     | 27.2 | 15.2 | 7.5 | 2.3 | 1.8 | 2.3                      |              |                  |
| 4   | 授業を通じて学生が問題や課題を考えたり、見出したりする機会があった。<br>(Throughout the course, there were opportunities for students to find and think about problems and challenges.)   | 739                                      | 492  | 245  | 73  | 21  | 23  | 41                       | 1,634        | 5.12             |
|     |   | 45.2                                     | 30.1 | 15.0 | 4.5 | 1.3 | 1.4 | 2.5                      |              |                  |
| 5   | 問題や課題について改善策や解決策を議論する機会があった。<br>(There was an opportunity to discuss solutions and improvement plans for problems and challenges.)  | 659                                      | 432  | 277  | 136 | 47  | 40  | 43                       | 1,634        | 4.88             |
|     |   | 40.3                                     | 26.4 | 17.0 | 8.3 | 2.9 | 2.4 | 2.6                      |              |                  |
| 6   | 学生自身が実技や実験などに取り組む時間が十分に確保されていた。<br>(Enough time was provided for students themselves to engage in skills training and experiments.)   | 963                                      | 434  | 159  | 31  | 4   | 5   | 38                       | 1,634        | 5.44             |
|     |   | 58.9                                     | 26.6 | 9.7  | 1.9 | 0.2 | 0.3 | 2.3                      |              |                  |
| 7   | この授業では、学生の実習に対する効果的なサポートがあった。<br>(This course provided effective support for students' field work.)   | 831                                      | 491  | 205  | 42  | 13  | 11  | 41                       | 1,634        | 5.29             |
|     |   | 50.9                                     | 30.0 | 12.5 | 2.6 | 0.8 | 0.7 | 2.5                      |              |                  |
| 8   | 学生のレベルや進捗状況を把握して授業が進められた。<br>(This course was conducted while taking into consideration the students' current level and their depth of understanding.)  | 737                                      | 495  | 250  | 72  | 22  | 20  | 38                       | 1,634        | 5.12             |
|     |   | 45.1                                     | 30.3 | 15.3 | 4.4 | 1.3 | 1.2 | 2.3                      |              |                  |
| 9   | シラバスで示された到達目標が達成されるように、授業が行われた。<br>(The course was conducted in accordance with the objectives stated in the syllabus.)   | 807                                      | 551  | 201  | 27  | 7   | 3   | 38                       | 1,634        | 5.33             |
|     |   | 49.4                                     | 33.7 | 12.3 | 1.7 | 0.4 | 0.2 | 2.3                      |              |                  |
| 10  | 各授業の到達目標を達成するうえで、授業内容と授業形態(対面・リアルタイム配信・オンデマンドなど)の組み合わせは適切だったか。<br>(Was the combination of the course content and class modality (in-person, realtime streaming, on-demand) appropriate in achieving each class's objectives?) | 896                                      | 494  | 151  | 35  | 11  | 9   | 38                       | 1,634        | 5.38             |
|     |   | 54.8                                     | 30.2 | 9.2  | 2.1 | 0.7 | 0.6 | 2.3                      |              |                  |
| 11  | 総合的にみてこの授業は有意義だった。<br>(Overall, this course was beneficial.)  | 888                                      | 504  | 154  | 28  | 13  | 5   | 42                       | 1,634        | 5.39             |
|     |   | 54.3                                     | 30.8 | 9.4  | 1.7 | 0.8 | 0.3 | 2.6                      |              |                  |

2024年度秋学期「学生授業アンケート」集計結果

(Student Course Evaluation Results for Autumn-Term 2024)

早稲田大学

|                             |    |                 |   |                            |        |
|-----------------------------|----|-----------------|---|----------------------------|--------|
| 科目設置箇所名<br>(Name of School) | 全学 | 設問タイプ<br>(type) | Ⅲ | 履修者数<br>(No. of Students)  | 11,543 |
|                             |    |                 |   | 回答者数<br>(No. of Responses) | 1,634  |
|                             |    |                 |   | 回答率<br>(Response Rate)     | 14.2%  |

※履修情報は、2月10日時点の情報(※Enrollment information as of February 10)

Ⅰ. あなた自身のことについてに関する設問の回答ごとに見た出席状況、学習時間

(The average attendance, and study time at each answer of questions regarding your participations.)

Q1.(この授業への出席状況は、おおよその程度でしたか。.)の回答ごとに見た学習時間

(Evaluate your class attendance.)

|                                     | 人数<br>(the number) | 回答数(No. of Responses)／回答率(Response rate) |                          |                          |                            |   |  |                                    |                          |
|-------------------------------------|--------------------|--|--------------------------|--------------------------|----------------------------|---|--|------------------------------------|--------------------------|
|                                     |                    | 出席状況<br>(attendance)                     |                          |                          | 学習時間<br>(study time)       |   |  |                                    |                          |
|                                     |                    | 80%以上<br>(80% and above)                 | 80%未満<br>(Less than 80%) | 無効回答<br>(Invalid answer) | 2時間以上<br>(2 hours or more) | 1～2時間<br>未満<br>(1 hour to less than<br>2 hours) | 30分～<br>1時間未満<br>(30 minutes to<br>less than 1 hour) | 30分未満<br>(Less than<br>30 minutes) | 無効回答<br>(Invalid answer) |
| ⑥90%以上<br>( 90% and above)          | 1,368              | —  | —                        | —                        | 420                        | 291   | 233  | 415                                | 9                        |
|                                     |                    | —  | —                        | —                        | 30.7%                      | 21.3%   | 17.0%  | 30.3%                              | 0.7%                     |
| ⑤80～90%未満<br>( 80 to less than 90%) | 135                | —  | —                        | —                        | 13                         | 21  | 23   | 78                                 | 0                        |
|                                     |                    | —  | —                        | —                        | 9.6%                       | 15.6%   | 17.0%  | 57.8%                              | 0.0%                     |
| ④70～80%未満<br>(70 to less than 80%)  | 65                 | —  | —                        | —                        | 8                          | 6   | 9  | 41                                 | 1                        |
|                                     |                    | —  | —                        | —                        | 12.3%                      | 9.2%  | 13.8%  | 63.1%                              | 1.5%                     |
| ③60～70%未満<br>(60 to less than 70%)  | 16                 | —  | —                        | —                        | 3                          | 1   | 1  | 11                                 | 0                        |
|                                     |                    | —  | —                        | —                        | 18.8%                      | 6.3%  | 6.3%   | 68.8%                              | 0.0%                     |
| ②50～60%未満<br>(50 to less than 60%)  | 3                  | —  | —                        | —                        | 0                          | 0   | 0  | 3                                  | 0                        |
|                                     |                    | —  | —                        | —                        | 0.0%                       | 0.0%  | 0.0%   | 100.0%                             | 0.0%                     |
| ①50%未満<br>(Less than 50%)           | 15                 | —  | —                        | —                        | 0                          | 1   | 1  | 13                                 | 0                        |
|                                     |                    | —  | —                        | —                        | 0.0%                       | 6.7%  | 6.7%   | 86.7%                              | 0.0%                     |
| 無効回答<br>(Invalid answer)            | 32                 | —  | —                        | —                        | 0                          | 0   | 2  | 3                                  | 27                       |
|                                     |                    | —  | —                        | —                        | 0.0%                       | 0.0%  | 6.3%   | 9.4%                               | 84.4%                    |
| 計<br>(Total)                        | 1,634              | —  | —                        | —                        | 444                        | 320   | 269  | 564                                | 37                       |
|                                     |                    | —  | —                        | —                        | 27.2%                      | 19.6%   | 16.5%  | 34.5%                              | 2.3%                     |

Q2.(1回の授業にあたり、授業の事前準備や練習にどのくらい取り組みましたか。.)の回答ごとに見た出席状況

(Indicate the average amount of time you spent preparing for and reviewing after each class of this course, not including time spent in class.)

|  | 人数<br>(the number) | 回答数(No. of Responses)／回答率(Response rate) |                          |                          |                            |   |  |                                    |                          |
|--|--------------------|--|--------------------------|--------------------------|----------------------------|---|--|------------------------------------|--------------------------|
|  |                    | 出席状況<br>(attendance)                     |                          |                          | 学習時間<br>(study time)       |   |  |                                    |                          |
|  |                    | 80%以上<br>(80% and above)                 | 80%未満<br>(Less than 80%) | 無効回答<br>(Invalid answer) | 2時間以上<br>(2 hours or more) | 1～2時間<br>未満<br>(1 hour to less than<br>2 hours) | 30分～<br>1時間未満<br>(30 minutes to<br>less than 1 hour) | 30分未満<br>(Less than<br>30 minutes) | 無効回答<br>(Invalid answer) |
| ⑥4時間以上<br>(4 hours or more)                    | 222                | 217<br>97.7%                             | 5<br>2.3%                | 0<br>0.0%                | —                          | —   | —  | —                                  | —                        |
| ⑤2時間～4時間未満<br>( 2 hours to less than 4 hours)  | 222                | 216<br>97.3%                             | 6<br>2.7%                | 0<br>0.0%                | —                          | —   | —  | —                                  | —                        |
| ④1時間～2時間未満<br>(1 hour to less than 2 hours)    | 320                | 312<br>97.5%                             | 8<br>2.5%                | 0<br>0.0%                | —                          | —   | —  | —                                  | —                        |
| ③30分～1時間未満<br>(30 minutes to less than 1 hour) | 269                | 256<br>95.2%                             | 11<br>4.1%               | 2<br>0.7%                | —                          | —   | —  | —                                  | —                        |
| ②30分未満<br>( Less than 30 minutes)              | 234                | 217<br>92.7%                             | 16<br>6.8%               | 1<br>0.4%                | —                          | —   | —  | —                                  | —                        |
| ① ほとんどしていない<br>(Almost None )                  | 330                | 276<br>83.6%                             | 52<br>15.8%              | 2<br>0.6%                | —                          | —   | —  | —                                  | —                        |
| 無効回答<br>(Invalid answer)                       | 37                 | 9<br>24.3%                               | 1<br>2.7%                | 27<br>73.0%              | —                          | —   | —  | —                                  | —                        |
| 計<br>(Total)                                   | 1,634              | 1,503<br>92.0%                           | 99<br>6.1%               | 32<br>2.0%               | —                          | —   | —  | —                                  | —                        |

Q3.(この授業の目的、到達目標、求められた課題について把握していた。.)の回答ごとに見た出席状況、学習時間

(You understood the objectives, goals, and assigned work for this course.)

|                                    | 人数<br>(the number) | 回答数(No. of Responses)／回答率(Response rate) |                          |                          |                            |   |  |                                    |                          |
|------------------------------------|--------------------|--|--------------------------|--------------------------|----------------------------|---|--|------------------------------------|--------------------------|
|                                    |                    | 出席状況<br>(attendance)                     |                          |                          | 学習時間<br>(study time)       |   |  |                                    |                          |
|                                    |                    | 80%以上<br>(80% and above)                 | 80%未満<br>(Less than 80%) | 無効回答<br>(Invalid answer) | 2時間以上<br>(2 hours or more) | 1～2時間<br>未満<br>(1 hour to less than<br>2 hours) | 30分～<br>1時間未満<br>(30 minutes to<br>less than 1 hour) | 30分未満<br>(Less than<br>30 minutes) | 無効回答<br>(Invalid answer) |
| ⑥とてもそう思う<br>(Strongly Agree)       | 755                | 727<br>96.3%                             | 25<br>3.3%               | 3<br>0.4%                | 233<br>30.9%               | 142<br>18.8%                                    | 115<br>15.2%   | 263<br>34.8%                       | 2<br>0.3%                |
| ⑤そう思う<br>(Agree)                   | 600                | 553<br>92.2%                             | 44<br>7.3%               | 3<br>0.5%                | 150<br>25.0%               | 129<br>21.5%                                    | 110<br>18.3%   | 208<br>34.7%                       | 3<br>0.5%                |
| ④ややそう思う<br>(Somewhat Agree)        | 200                | 180<br>90.0%                             | 20<br>10.0%              | 0<br>0.0%                | 52<br>26.0%                | 41<br>20.5%                                     | 37<br>18.5%  | 69<br>34.5%                        | 1<br>0.5%                |
| ③あまりそう思わない<br>(Somewhat Disagree)  | 34                 | 30<br>88.2%                              | 4<br>11.8%               | 0<br>0.0%                | 8<br>23.5%                 | 6<br>17.6%                                      | 5<br>14.7%   | 14<br>41.2%                        | 1<br>2.9%                |
| ②そう思わない<br>(Disagree)              | 6                  | 4<br>66.7%                               | 2<br>33.3%               | 0<br>0.0%                | 1<br>16.7%                 | 1<br>16.7%                                      | 0<br>0.0%  | 4<br>66.7%                         | 0<br>0.0%                |
| ①まったくそう思わない<br>(Strongly Disagree) | 6                  | 2<br>33.3%                               | 4<br>66.7%               | 0<br>0.0%                | 0<br>0.0%                  | 1<br>16.7%                                      | 1<br>16.7%   | 4<br>66.7%                         | 0<br>0.0%                |
| 無効回答<br>(Invalid answer)           | 33                 | 7<br>21.2%                               | 0<br>0.0%                | 26<br>78.8%              | 0<br>0.0%                  | 0<br>0.0%                                       | 1<br>3.0%  | 2<br>6.1%                          | 30<br>90.9%              |
| 計<br>(Total)                       | 1,634              | 1,503<br>92.0%                           | 99<br>6.1%               | 32<br>2.0%               | 444<br>27.2%               | 320<br>19.6%                                    | 269<br>16.5%   | 564<br>34.5%                       | 37<br>2.3%               |

2024年度秋学期「学生授業アンケート」集計結果

(Student Course Evaluation Results for Autumn-Term 2024)

早稲田大学

|                             |    |                 |   |                            |        |
|-----------------------------|----|-----------------|---|----------------------------|--------|
| 科目設置箇所名<br>(Name of School) | 全学 | 設問タイプ<br>(type) | Ⅲ | 履修者数<br>(No. of Students)  | 11,543 |
|                             |    |                 |   | 回答者数<br>(No. of Responses) | 1,634  |
|                             |    |                 |   | 回答率<br>(Response Rate)     | 14.2%  |

※履修情報は、2月10日時点の情報(※Enrollment information as of February 10)

Q4.(この授業での学習内容または技術を修得するために努力した。)の回答ごとに見た出席状況、学習時間

(You made efforts to acquire the content and skills taught in this course.)

|                                    | 人数<br>(the number) | 回答数(No. of Responses)／回答率(Response rate) |                          |                          |                            |   |  |                                    |                          |
|------------------------------------|--------------------|--|--------------------------|--------------------------|----------------------------|---|--|------------------------------------|--------------------------|
|                                    |                    | 出席状況<br>(attendance)                     |                          |                          | 学習時間<br>(study time)       |   |  |                                    |                          |
|                                    |                    | 80%以上<br>(80% and above)                 | 80%未満<br>(Less than 80%) | 無効回答<br>(Invalid answer) | 2時間以上<br>(2 hours or more) | 1～2時間<br>未満<br>(1 hour to less than<br>2 hours) | 30分～<br>1時間未満<br>(30 minutes to<br>less than 1 hour) | 30分未満<br>(Less than<br>30 minutes) | 無効回答<br>(Invalid answer) |
| ⑥とても思う<br>(Strongly Agree)         | 854                | 817<br>95.7%                             | 33<br>3.9%               | 4<br>0.5%                | 264<br>30.9%               | 178<br>20.8%                                    | 130<br>15.2%   | 279<br>32.7%                       | 3<br>0.4%                |
| ⑤そう思う<br>(Agree)                   | 533                | 494<br>92.7%                             | 37<br>6.9%               | 2<br>0.4%                | 137<br>25.7%               | 103<br>19.3%                                    | 99<br>18.6%  | 192<br>36.0%                       | 2<br>0.4%                |
| ④ややそう思う<br>(Somewhat Agree)        | 176                | 159<br>90.3%                             | 17<br>9.7%               | 0<br>0.0%                | 37<br>21.0%                | 31<br>17.6%                                     | 37<br>21.0%  | 69<br>39.2%                        | 2<br>1.1%                |
| ③あまりそう思わない<br>(Somewhat Disagree)  | 26                 | 22<br>84.6%                              | 4<br>15.4%               | 0<br>0.0%                | 6<br>23.1%                 | 8<br>30.8%                                      | 1<br>3.8%  | 11<br>42.3%                        | 0<br>0.0%                |
| ②そう思わない<br>(Disagree)              | 4                  | 3<br>75.0%                               | 1<br>25.0%               | 0<br>0.0%                | 0<br>0.0%                  | 0<br>0.0%                                       | 0<br>0.0%  | 4<br>100.0%                        | 0<br>0.0%                |
| ①まったくそう思わない<br>(Strongly Disagree) | 8                  | 1<br>12.5%                               | 7<br>87.5%               | 0<br>0.0%                | 0<br>0.0%                  | 0<br>0.0%                                       | 1<br>12.5%   | 7<br>87.5%                         | 0<br>0.0%                |
| 無効回答<br>(Invalid answer)           | 33                 | 7<br>21.2%                               | 0<br>0.0%                | 26<br>78.8%              | 0<br>0.0%                  | 0<br>0.0%                                       | 1<br>3.0%  | 2<br>6.1%                          | 30<br>90.9%              |
| 計<br>(Total)                       | 1,634              | 1,503<br>92.0%                           | 99<br>6.1%               | 32<br>2.0%               | 444<br>27.2%               | 320<br>19.6%                                    | 269<br>16.5%   | 564<br>34.5%                       | 37<br>2.3%               |

Q5.(この授業の学習内容または技術をよく修得できた。)の回答ごとに見た出席状況、学習時間

(You were able to acquire the content and skills taught in this course.)

|                                    | 人数<br>(the number) | 回答数(No. of Responses)／回答率(Response rate) |                          |                          |                            |   |  |                                    |                          |
|------------------------------------|--------------------|--|--------------------------|--------------------------|----------------------------|---|--|------------------------------------|--------------------------|
|                                    |                    | 出席状況<br>(attendance)                     |                          |                          | 学習時間<br>(study time)       |   |  |                                    |                          |
|                                    |                    | 80%以上<br>(80% and above)                 | 80%未満<br>(Less than 80%) | 無効回答<br>(Invalid answer) | 2時間以上<br>(2 hours or more) | 1～2時間<br>未満<br>(1 hour to less than<br>2 hours) | 30分～<br>1時間未満<br>(30 minutes to<br>less than 1 hour) | 30分未満<br>(Less than<br>30 minutes) | 無効回答<br>(Invalid answer) |
| ⑥とても思う<br>(Strongly Agree)         | 723                | 696<br>96.3%                             | 25<br>3.5%               | 2<br>0.3%                | 206<br>28.5%               | 140<br>19.4%                                    | 119<br>16.5%   | 256<br>35.4%                       | 2<br>0.3%                |
| ⑤そう思う<br>(Agree)                   | 525                | 493<br>93.9%                             | 28<br>5.3%               | 4<br>0.8%                | 144<br>27.4%               | 102<br>19.4%                                    | 90<br>17.1%  | 186<br>35.4%                       | 3<br>0.6%                |
| ④ややそう思う<br>(Somewhat Agree)        | 279                | 246<br>88.2%                             | 33<br>11.8%              | 0<br>0.0%                | 69<br>24.7%                | 71<br>25.4%                                     | 49<br>17.6%  | 89<br>31.9%                        | 1<br>0.4%                |
| ③あまりそう思わない<br>(Somewhat Disagree)  | 54                 | 46<br>85.2%                              | 8<br>14.8%               | 0<br>0.0%                | 18<br>33.3%                | 6<br>11.1%                                      | 9<br>16.7%   | 20<br>37.0%                        | 1<br>1.9%                |
| ②そう思わない<br>(Disagree)              | 12                 | 11<br>91.7%                              | 1<br>8.3%                | 0<br>0.0%                | 5<br>41.7%                 | 1<br>8.3%                                       | 2<br>16.7%   | 4<br>33.3%                         | 0<br>0.0%                |
| ①まったくそう思わない<br>(Strongly Disagree) | 6                  | 2<br>33.3%                               | 4<br>66.7%               | 0<br>0.0%                | 1<br>16.7%                 | 0<br>0.0%                                       | 0<br>0.0%  | 5<br>83.3%                         | 0<br>0.0%                |
| 無効回答<br>(Invalid answer)           | 35                 | 9<br>25.7%                               | 0<br>0.0%                | 26<br>74.3%              | 1<br>2.9%                  | 0<br>0.0%                                       | 0<br>0.0%  | 4<br>11.4%                         | 30<br>85.7%              |
| 計<br>(Total)                       | 1,634              | 1,503<br>92.0%                           | 99<br>6.1%               | 32<br>2.0%               | 444<br>27.2%               | 320<br>19.6%                                    | 269<br>16.5%   | 564<br>34.5%                       | 37<br>2.3%               |

2024年度秋学期「学生授業アンケート」集計結果

(Student Course Evaluation Results for Autumn-Term 2024)

早稲田大学

|                             |    |                 |   |                            |        |
|-----------------------------|----|-----------------|---|----------------------------|--------|
| 科目設置箇所名<br>(Name of School) | 全学 | 設問タイプ<br>(type) | Ⅲ | 履修者数<br>(No. of Students)  | 11,543 |
|                             |    |                 |   | 回答者数<br>(No. of Responses) | 1,634  |
|                             |    |                 |   | 回答率<br>(Response Rate)     | 14.2%  |

※履修情報は、2月10日時点の情報(※Enrollment information as of February 10)

Ⅱ. この授業についての意見に関する設問の回答ごとに見た出席状況、学習時間

(The average attendance, and study time at each answer of questions regarding your opinions in the class.)

Q1.(授業に関する事前説明(模擬演習、作業手順、映像の提示など)は分かりやすかった。)の回答ごとに見た出席状況、学習時間

(Prior explanations related to the course (simulations, work procedures, presentations of videos) were easy to understand.)

|                                    | 人数<br>(the number) | 回答数(No. of Responses)／回答率(Response rate) |                          |                          |                            |   |  |                                    |                          |
|------------------------------------|--------------------|--|--------------------------|--------------------------|----------------------------|---|--|------------------------------------|--------------------------|
|                                    |                    | 出席状況<br>(attendance)                     |                          |                          | 学習時間<br>(study time)       |   |  |                                    |                          |
|                                    |                    | 80%以上<br>(80% and above)                 | 80%未満<br>(Less than 80%) | 無効回答<br>(Invalid answer) | 2時間以上<br>(2 hours or more) | 1～2時間<br>未満<br>(1 hour to less than<br>2 hours) | 30分～<br>1時間未満<br>(30 minutes to<br>less than 1 hour) | 30分未満<br>(Less than<br>30 minutes) | 無効回答<br>(Invalid answer) |
| ⑥とてもそう思う<br>(Strongly Agree)       | 783                | 744<br>95.0%                             | 36<br>4.6%               | 3<br>0.4%                | 205<br>26.2%               | 153<br>19.5%                                    | 119<br>15.2%   | 305<br>39.0%                       | 1<br>0.1%                |
| ⑤そう思う<br>(Agree)                   | 481                | 449<br>93.3%                             | 30<br>6.2%               | 2<br>0.4%                | 117<br>24.3%               | 100<br>20.8%                                    | 90<br>18.7%  | 170<br>35.3%                       | 4<br>0.8%                |
| ④ややそう思う<br>(Somewhat Agree)        | 252                | 229<br>90.9%                             | 23<br>9.1%               | 0<br>0.0%                | 80<br>31.7%                | 56<br>22.2%                                     | 49<br>19.4%  | 66<br>26.2%                        | 1<br>0.4%                |
| ③あまりそう思わない<br>(Somewhat Disagree)  | 62                 | 58<br>93.5%                              | 4<br>6.5%                | 0<br>0.0%                | 32<br>51.6%                | 6<br>9.7%                                       | 10<br>16.1%  | 14<br>22.6%                        | 0<br>0.0%                |
| ②そう思わない<br>(Disagree)              | 13                 | 11<br>84.6%                              | 2<br>15.4%               | 0<br>0.0%                | 6<br>46.2%                 | 4<br>30.8%                                      | 1<br>7.7%  | 2<br>15.4%                         | 0<br>0.0%                |
| ①まったくそう思わない<br>(Strongly Disagree) | 8                  | 4<br>50.0%                               | 4<br>50.0%               | 0<br>0.0%                | 3<br>37.5%                 | 1<br>12.5%                                      | 0<br>0.0%  | 4<br>50.0%                         | 0<br>0.0%                |
| 無効回答<br>(Invalid answer)           | 35                 | 8<br>22.9%                               | 0<br>0.0%                | 27<br>77.1%              | 1<br>2.9%                  | 0<br>0.0%                                       | 0<br>0.0%  | 3<br>8.6%                          | 31<br>88.6%              |
| 計<br>(Total)                       | 1,634              | 1,503<br>92.0%                           | 99<br>6.1%               | 32<br>2.0%               | 444<br>27.2%               | 320<br>19.6%                                    | 269<br>16.5%   | 564<br>34.5%                       | 37<br>2.3%               |

Q2.(この授業では効果的に学生の参加(質問や発言など)を促していた。)の回答ごとに見た出席状況、学習時間

(This course effectively promoted student participation (asking questions, speaking out in class).)

|                                    | 人数<br>(the number) | 回答数(No. of Responses)／回答率(Response rate) |                          |                          |                            |   |  |                                    |                          |
|------------------------------------|--------------------|--|--------------------------|--------------------------|----------------------------|---|--|------------------------------------|--------------------------|
|                                    |                    | 出席状況<br>(attendance)                     |                          |                          | 学習時間<br>(study time)       |   |  |                                    |                          |
|                                    |                    | 80%以上<br>(80% and above)                 | 80%未満<br>(Less than 80%) | 無効回答<br>(Invalid answer) | 2時間以上<br>(2 hours or more) | 1～2時間<br>未満<br>(1 hour to less than<br>2 hours) | 30分～<br>1時間未満<br>(30 minutes to<br>less than 1 hour) | 30分未満<br>(Less than<br>30 minutes) | 無効回答<br>(Invalid answer) |
| ⑥とてもそう思う<br>(Strongly Agree)       | 742                | 711<br>95.8%                             | 28<br>3.8%               | 3<br>0.4%                | 217<br>29.2%               | 146<br>19.7%                                    | 116<br>15.6%   | 260<br>35.0%                       | 3<br>0.4%                |
| ⑤そう思う<br>(Agree)                   | 444                | 407<br>91.7%                             | 35<br>7.9%               | 2<br>0.5%                | 118<br>26.6%               | 87<br>19.6%                                     | 80<br>18.0%  | 157<br>35.4%                       | 2<br>0.5%                |
| ④ややそう思う<br>(Somewhat Agree)        | 251                | 230<br>91.6%                             | 21<br>8.4%               | 0<br>0.0%                | 67<br>26.7%                | 46<br>18.3%                                     | 49<br>19.5%  | 88<br>35.1%                        | 1<br>0.4%                |
| ③あまりそう思わない<br>(Somewhat Disagree)  | 101                | 94<br>93.1%                              | 7<br>6.9%                | 0<br>0.0%                | 25<br>24.8%                | 26<br>25.7%                                     | 18<br>17.8%  | 32<br>31.7%                        | 0<br>0.0%                |
| ②そう思わない<br>(Disagree)              | 25                 | 23<br>92.0%                              | 2<br>8.0%                | 0<br>0.0%                | 4<br>16.0%                 | 5<br>20.0%                                      | 3<br>12.0%   | 13<br>52.0%                        | 0<br>0.0%                |
| ①まったくそう思わない<br>(Strongly Disagree) | 33                 | 27<br>81.8%                              | 6<br>18.2%               | 0<br>0.0%                | 11<br>33.3%                | 8<br>24.2%                                      | 3<br>9.1%  | 11<br>33.3%                        | 0<br>0.0%                |
| 無効回答<br>(Invalid answer)           | 38                 | 11<br>28.9%                              | 0<br>0.0%                | 27<br>71.1%              | 2<br>5.3%                  | 2<br>5.3%                                       | 0<br>0.0%  | 3<br>7.9%                          | 31<br>81.6%              |
| 計<br>(Total)                       | 1,634              | 1,503<br>92.0%                           | 99<br>6.1%               | 32<br>2.0%               | 444<br>27.2%               | 320<br>19.6%                                    | 269<br>16.5%   | 564<br>34.5%                       | 37<br>2.3%               |

Q3.(この授業では授業課題や学生の参加に関して効果的なフィードバックがあった。)の回答ごとに見た出席状況、学習時間

(This course provided effective feedback about class assignments and student participation.)

|                                    | 人数<br>(the number) | 回答数(No. of Responses)／回答率(Response rate) |                          |                          |                            |   |  |                                    |                          |
|------------------------------------|--------------------|--|--------------------------|--------------------------|----------------------------|---|--|------------------------------------|--------------------------|
|                                    |                    | 出席状況<br>(attendance)                     |                          |                          | 学習時間<br>(study time)       |   |  |                                    |                          |
|                                    |                    | 80%以上<br>(80% and above)                 | 80%未満<br>(Less than 80%) | 無効回答<br>(Invalid answer) | 2時間以上<br>(2 hours or more) | 1～2時間<br>未満<br>(1 hour to less than<br>2 hours) | 30分～<br>1時間未満<br>(30 minutes to<br>less than 1 hour) | 30分未満<br>(Less than<br>30 minutes) | 無効回答<br>(Invalid answer) |
| ⑥とてもそう思う<br>(Strongly Agree)       | 715                | 681<br>95.2%                             | 31<br>4.3%               | 3<br>0.4%                | 201<br>28.1%               | 137<br>19.2%                                    | 115<br>16.1%   | 260<br>36.4%                       | 2<br>0.3%                |
| ⑤そう思う<br>(Agree)                   | 444                | 409<br>92.1%                             | 33<br>7.4%               | 2<br>0.5%                | 109<br>24.5%               | 88<br>19.8%                                     | 84<br>18.9%  | 160<br>36.0%                       | 3<br>0.7%                |
| ④ややそう思う<br>(Somewhat Agree)        | 248                | 230<br>92.7%                             | 18<br>7.3%               | 0<br>0.0%                | 67<br>27.0%                | 50<br>20.2%                                     | 43<br>17.3%  | 87<br>35.1%                        | 1<br>0.4%                |
| ③あまりそう思わない<br>(Somewhat Disagree)  | 122                | 112<br>91.8%                             | 10<br>8.2%               | 0<br>0.0%                | 41<br>33.6%                | 25<br>20.5%                                     | 21<br>17.2%  | 35<br>28.7%                        | 0<br>0.0%                |
| ②そう思わない<br>(Disagree)              | 38                 | 35<br>92.1%                              | 3<br>7.9%                | 0<br>0.0%                | 11<br>28.9%                | 12<br>31.6%                                     | 5<br>13.2%   | 10<br>26.3%                        | 0<br>0.0%                |
| ①まったくそう思わない<br>(Strongly Disagree) | 30                 | 26<br>86.7%                              | 4<br>13.3%               | 0<br>0.0%                | 13<br>43.3%                | 7<br>23.3%                                      | 0<br>0.0%  | 10<br>33.3%                        | 0<br>0.0%                |
| 無効回答<br>(Invalid answer)           | 37                 | 10<br>27.0%                              | 0<br>0.0%                | 27<br>73.0%              | 2<br>5.4%                  | 1<br>2.7%                                       | 1<br>2.7%  | 2<br>5.4%                          | 31<br>83.8%              |
| 計<br>(Total)                       | 1,634              | 1,503<br>92.0%                           | 99<br>6.1%               | 32<br>2.0%               | 444<br>27.2%               | 320<br>19.6%                                    | 269<br>16.5%   | 564<br>34.5%                       | 37<br>2.3%               |



2024年度秋学期「学生授業アンケート」集計結果

(Student Course Evaluation Results for Autumn-Term 2024)

早稲田大学

|                             |    |                 |   |                            |        |
|-----------------------------|----|-----------------|---|----------------------------|--------|
| 科目設置箇所名<br>(Name of School) | 全学 | 設問タイプ<br>(type) | Ⅲ | 履修者数<br>(No. of Students)  | 11,543 |
|                             |    |                 |   | 回答者数<br>(No. of Responses) | 1,634  |
|                             |    |                 |   | 回答率<br>(Response Rate)     | 14.2%  |

※履修情報は、2月10日時点の情報(※Enrollment information as of February 10)

Q4.(授業を通じて学生が問題や課題を考えたり、見出したりする機会があった。)の回答ごとに見た出席状況、学習時間  
(Throughout the course, there were opportunities for students to find and think about problems and challenges.)

|                                    | 人数<br>(the number) | 回答数(No. of Responses)／回答率(Response rate) |                          |                          |                            |   |  |                                    |                          |
|------------------------------------|--------------------|--|--------------------------|--------------------------|----------------------------|---|--|------------------------------------|--------------------------|
|                                    |                    | 出席状況<br>(attendance)                     |                          |                          | 学習時間<br>(study time)       |   |  |                                    |                          |
|                                    |                    | 80%以上<br>(80% and above)                 | 80%未満<br>(Less than 80%) | 無効回答<br>(Invalid answer) | 2時間以上<br>(2 hours or more) | 1～2時間<br>未満<br>(1 hour to less than<br>2 hours) | 30分～<br>1時間未満<br>(30 minutes to<br>less than 1 hour) | 30分未満<br>(Less than<br>30 minutes) | 無効回答<br>(Invalid answer) |
| ⑥とても思う<br>(Strongly Agree)         | 739                | 704<br>95.3%                             | 33<br>4.5%               | 2<br>0.3%                | 223<br>30.2%               | 163<br>22.1%                                    | 115<br>15.6%   | 236<br>31.9%                       | 2<br>0.3%                |
| ⑤そう思う<br>(Agree)                   | 492                | 460<br>93.5%                             | 29<br>5.9%               | 3<br>0.6%                | 113<br>23.0%               | 97<br>19.7%                                     | 93<br>18.9%  | 187<br>38.0%                       | 2<br>0.4%                |
| ④ややそう思う<br>(Somewhat Agree)        | 245                | 220<br>89.8%                             | 25<br>10.2%              | 0<br>0.0%                | 69<br>28.2%                | 41<br>16.7%                                     | 43<br>17.6%  | 90<br>36.7%                        | 2<br>0.8%                |
| ③あまりそう思わない<br>(Somewhat Disagree)  | 73                 | 67<br>91.8%                              | 6<br>8.2%                | 0<br>0.0%                | 22<br>30.1%                | 10<br>13.7%                                     | 15<br>20.5%  | 26<br>35.6%                        | 0<br>0.0%                |
| ②そう思わない<br>(Disagree)              | 21                 | 20<br>95.2%                              | 1<br>4.8%                | 0<br>0.0%                | 4<br>19.0%                 | 3<br>14.3%                                      | 2<br>9.5%  | 12<br>57.1%                        | 0<br>0.0%                |
| ①まったくそう思わない<br>(Strongly Disagree) | 23                 | 18<br>78.3%                              | 5<br>21.7%               | 0<br>0.0%                | 7<br>30.4%                 | 5<br>21.7%                                      | 0<br>0.0%  | 11<br>47.8%                        | 0<br>0.0%                |
| 無効回答<br>(Invalid answer)           | 41                 | 14<br>34.1%                              | 0<br>0.0%                | 27<br>65.9%              | 6<br>14.6%                 | 1<br>2.4%                                       | 1<br>2.4%  | 2<br>4.9%                          | 31<br>75.6%              |
| 計<br>(Total)                       | 1,634              | 1,503<br>92.0%                           | 99<br>6.1%               | 32<br>2.0%               | 444<br>27.2%               | 320<br>19.6%                                    | 269<br>16.5%   | 564<br>34.5%                       | 37<br>2.3%               |

Q5.(問題や課題について改善策や解決策を議論する機会があった。)の回答ごとに見た出席状況、学習時間  
(There was an opportunity to discuss solutions and improvement plans for problems and challenges.)

|                                    | 人数<br>(the number) | 回答数(No. of Responses)／回答率(Response rate) |                          |                          |                            |   |  |                                    |                          |
|------------------------------------|--------------------|--|--------------------------|--------------------------|----------------------------|---|--|------------------------------------|--------------------------|
|                                    |                    | 出席状況<br>(attendance)                     |                          |                          | 学習時間<br>(study time)       |   |  |                                    |                          |
|                                    |                    | 80%以上<br>(80% and above)                 | 80%未満<br>(Less than 80%) | 無効回答<br>(Invalid answer) | 2時間以上<br>(2 hours or more) | 1～2時間<br>未満<br>(1 hour to less than<br>2 hours) | 30分～<br>1時間未満<br>(30 minutes to<br>less than 1 hour) | 30分未満<br>(Less than<br>30 minutes) | 無効回答<br>(Invalid answer) |
| ⑥とても思う<br>(Strongly Agree)         | 659                | 629<br>95.4%                             | 28<br>4.2%               | 2<br>0.3%                | 195<br>29.6%               | 133<br>20.2%                                    | 109<br>16.5%   | 220<br>33.4%                       | 2<br>0.3%                |
| ⑤そう思う<br>(Agree)                   | 432                | 400<br>92.6%                             | 30<br>6.9%               | 2<br>0.5%                | 118<br>27.3%               | 85<br>19.7%                                     | 85<br>19.7%  | 142<br>32.9%                       | 2<br>0.5%                |
| ④ややそう思う<br>(Somewhat Agree)        | 277                | 257<br>92.8%                             | 20<br>7.2%               | 0<br>0.0%                | 69<br>24.9%                | 56<br>20.2%                                     | 44<br>15.9%  | 108<br>39.0%                       | 0<br>0.0%                |
| ③あまりそう思わない<br>(Somewhat Disagree)  | 136                | 122<br>89.7%                             | 13<br>9.6%               | 1<br>0.7%                | 32<br>23.5%                | 29<br>21.3%                                     | 22<br>16.2%  | 51<br>37.5%                        | 2<br>1.5%                |
| ②そう思わない<br>(Disagree)              | 47                 | 44<br>93.6%                              | 3<br>6.4%                | 0<br>0.0%                | 12<br>25.5%                | 9<br>19.1%                                      | 7<br>14.9%   | 19<br>40.4%                        | 0<br>0.0%                |
| ①まったくそう思わない<br>(Strongly Disagree) | 40                 | 35<br>87.5%                              | 5<br>12.5%               | 0<br>0.0%                | 11<br>27.5%                | 7<br>17.5%                                      | 2<br>5.0%  | 20<br>50.0%                        | 0<br>0.0%                |
| 無効回答<br>(Invalid answer)           | 43                 | 16<br>37.2%                              | 0<br>0.0%                | 27<br>62.8%              | 7<br>16.3%                 | 1<br>2.3%                                       | 0<br>0.0%  | 4<br>9.3%                          | 31<br>72.1%              |
| 計<br>(Total)                       | 1,634              | 1,503<br>92.0%                           | 99<br>6.1%               | 32<br>2.0%               | 444<br>27.2%               | 320<br>19.6%                                    | 269<br>16.5%   | 564<br>34.5%                       | 37<br>2.3%               |

Q6.(学生自身が実技や実験などに取り組む時間が十分に確保されていた。)の回答ごとに見た出席状況、学習時間  
(Enough time was provided for students themselves to engage in skills training and experiments.)

|                                    | 人数<br>(the number) | 回答数(No. of Responses)／回答率(Response rate) |                          |                          |                            |   |  |                                    |                          |
|------------------------------------|--------------------|--|--------------------------|--------------------------|----------------------------|---|--|------------------------------------|--------------------------|
|                                    |                    | 出席状況<br>(attendance)                     |                          |                          | 学習時間<br>(study time)       |   |  |                                    |                          |
|                                    |                    | 80%以上<br>(80% and above)                 | 80%未満<br>(Less than 80%) | 無効回答<br>(Invalid answer) | 2時間以上<br>(2 hours or more) | 1～2時間<br>未満<br>(1 hour to less than<br>2 hours) | 30分～<br>1時間未満<br>(30 minutes to<br>less than 1 hour) | 30分未満<br>(Less than<br>30 minutes) | 無効回答<br>(Invalid answer) |
| ⑥とても思う<br>(Strongly Agree)         | 963                | 914<br>94.9%                             | 46<br>4.8%               | 3<br>0.3%                | 251<br>26.1%               | 191<br>19.8%                                    | 150<br>15.6%   | 368<br>38.2%                       | 3<br>0.3%                |
| ⑤そう思う<br>(Agree)                   | 434                | 405<br>93.3%                             | 27<br>6.2%               | 2<br>0.5%                | 117<br>27.0%               | 98<br>22.6%                                     | 82<br>18.9%  | 135<br>31.1%                       | 2<br>0.5%                |
| ④ややそう思う<br>(Somewhat Agree)        | 159                | 141<br>88.7%                             | 18<br>11.3%              | 0<br>0.0%                | 51<br>32.1%                | 24<br>15.1%                                     | 34<br>21.4%  | 49<br>30.8%                        | 1<br>0.6%                |
| ③あまりそう思わない<br>(Somewhat Disagree)  | 31                 | 25<br>80.6%                              | 6<br>19.4%               | 0<br>0.0%                | 18<br>58.1%                | 6<br>19.4%                                      | 2<br>6.5%  | 5<br>16.1%                         | 0<br>0.0%                |
| ②そう思わない<br>(Disagree)              | 4                  | 4<br>100.0%                              | 0<br>0.0%                | 0<br>0.0%                | 2<br>50.0%                 | 1<br>25.0%                                      | 0<br>0.0%  | 1<br>25.0%                         | 0<br>0.0%                |
| ①まったくそう思わない<br>(Strongly Disagree) | 5                  | 3<br>60.0%                               | 2<br>40.0%               | 0<br>0.0%                | 2<br>40.0%                 | 0<br>0.0%                                       | 0<br>0.0%  | 3<br>60.0%                         | 0<br>0.0%                |
| 無効回答<br>(Invalid answer)           | 38                 | 11<br>28.9%                              | 0<br>0.0%                | 27<br>71.1%              | 3<br>7.9%                  | 0<br>0.0%                                       | 1<br>2.6%  | 3<br>7.9%                          | 31<br>81.6%              |
| 計<br>(Total)                       | 1,634              | 1,503<br>92.0%                           | 99<br>6.1%               | 32<br>2.0%               | 444<br>27.2%               | 320<br>19.6%                                    | 269<br>16.5%   | 564<br>34.5%                       | 37<br>2.3%               |

2024年度秋学期「学生授業アンケート」集計結果

(Student Course Evaluation Results for Autumn-Term 2024)

早稲田大学

|                             |    |                 |   |                            |        |
|-----------------------------|----|-----------------|---|----------------------------|--------|
| 科目設置箇所名<br>(Name of School) | 全学 | 設問タイプ<br>(type) | Ⅲ | 履修者数<br>(No. of Students)  | 11,543 |
|                             |    |                 |   | 回答者数<br>(No. of Responses) | 1,634  |
|                             |    |                 |   | 回答率<br>(Response Rate)     | 14.2%  |

※履修情報は、2月10日時点の情報(※Enrollment information as of February 10)

Q7.(この授業では、学生の実習に対する効果的なサポートがあった。)の回答ごとに見た出席状況、学習時間

(This course provided effective support for students' field work.)

|                                    | 人数<br>(the number) | 回答数(No. of Responses)／回答率(Response rate) |                          |                          |                            |   |  |                                    |                          |
|------------------------------------|--------------------|--|--------------------------|--------------------------|----------------------------|---|--|------------------------------------|--------------------------|
|                                    |                    | 出席状況<br>(attendance)                     |                          |                          | 学習時間<br>(study time)       |   |  |                                    |                          |
|                                    |                    | 80%以上<br>(80% and above)                 | 80%未満<br>(Less than 80%) | 無効回答<br>(Invalid answer) | 2時間以上<br>(2 hours or more) | 1～2時間<br>未満<br>(1 hour to less than<br>2 hours) | 30分～<br>1時間未満<br>(30 minutes to<br>less than 1 hour) | 30分未満<br>(Less than<br>30 minutes) | 無効回答<br>(Invalid answer) |
| ⑥とても思う<br>(Strongly Agree)         | 831                | 788<br>94.8%                             | 40<br>4.8%               | 3<br>0.4%                | 221<br>26.6%               | 164<br>19.7%                                    | 132<br>15.9%   | 312<br>37.5%                       | 2<br>0.2%                |
| ⑤思う<br>(Agree)                     | 491                | 456<br>92.9%                             | 33<br>6.7%               | 2<br>0.4%                | 128<br>26.1%               | 104<br>21.2%                                    | 86<br>17.5%  | 170<br>34.6%                       | 3<br>0.6%                |
| ④やや思う<br>(Somewhat Agree)          | 205                | 190<br>92.7%                             | 15<br>7.3%               | 0<br>0.0%                | 64<br>31.2%                | 40<br>19.5%                                     | 39<br>19.0%  | 61<br>29.8%                        | 1<br>0.5%                |
| ③あまりそう思わない<br>(Somewhat Disagree)  | 42                 | 36<br>85.7%                              | 6<br>14.3%               | 0<br>0.0%                | 15<br>35.7%                | 6<br>14.3%                                      | 10<br>23.8%  | 11<br>26.2%                        | 0<br>0.0%                |
| ②そう思わない<br>(Disagree)              | 13                 | 13<br>100.0%                             | 0<br>0.0%                | 0<br>0.0%                | 7<br>53.8%                 | 0<br>0.0%                                       | 2<br>15.4%   | 4<br>30.8%                         | 0<br>0.0%                |
| ①まったくそう思わない<br>(Strongly Disagree) | 11                 | 7<br>63.6%                               | 4<br>36.4%               | 0<br>0.0%                | 5<br>45.5%                 | 4<br>36.4%                                      | 0<br>0.0%  | 2<br>18.2%                         | 0<br>0.0%                |
| 無効回答<br>(Invalid answer)           | 41                 | 13<br>31.7%                              | 1<br>2.4%                | 27<br>65.9%              | 4<br>9.8%                  | 2<br>4.9%                                       | 0<br>0.0%  | 4<br>9.8%                          | 31<br>75.6%              |
| 計<br>(Total)                       | 1,634              | 1,503<br>92.0%                           | 99<br>6.1%               | 32<br>2.0%               | 444<br>27.2%               | 320<br>19.6%                                    | 269<br>16.5%   | 564<br>34.5%                       | 37<br>2.3%               |

Q8.(学生のレベルや進捗状況を把握して授業が進められた。)の回答ごとに見た出席状況、学習時間

(This course was conducted while taking into consideration the students' current level and their depth of understanding.)

|                                    | 人数<br>(the number) | 回答数(No. of Responses)／回答率(Response rate) |                          |                          |                            |   |  |                                    |                          |
|------------------------------------|--------------------|--|--------------------------|--------------------------|----------------------------|---|--|------------------------------------|--------------------------|
|                                    |                    | 出席状況<br>(attendance)                     |                          |                          | 学習時間<br>(study time)       |   |  |                                    |                          |
|                                    |                    | 80%以上<br>(80% and above)                 | 80%未満<br>(Less than 80%) | 無効回答<br>(Invalid answer) | 2時間以上<br>(2 hours or more) | 1～2時間<br>未満<br>(1 hour to less than<br>2 hours) | 30分～<br>1時間未満<br>(30 minutes to<br>less than 1 hour) | 30分未満<br>(Less than<br>30 minutes) | 無効回答<br>(Invalid answer) |
| ⑥とても思う<br>(Strongly Agree)         | 737                | 701<br>95.1%                             | 33<br>4.5%               | 3<br>0.4%                | 199<br>27.0%               | 126<br>17.1%                                    | 120<br>16.3%   | 290<br>39.3%                       | 2<br>0.3%                |
| ⑤思う<br>(Agree)                     | 495                | 459<br>92.7%                             | 34<br>6.9%               | 2<br>0.4%                | 131<br>26.5%               | 110<br>22.2%                                    | 80<br>16.2%  | 171<br>34.5%                       | 3<br>0.6%                |
| ④やや思う<br>(Somewhat Agree)          | 250                | 235<br>94.0%                             | 15<br>6.0%               | 0<br>0.0%                | 69<br>27.6%                | 55<br>22.0%                                     | 50<br>20.0%  | 75<br>30.0%                        | 1<br>0.4%                |
| ③あまりそう思わない<br>(Somewhat Disagree)  | 72                 | 63<br>87.5%                              | 9<br>12.5%               | 0<br>0.0%                | 27<br>37.5%                | 18<br>25.0%                                     | 12<br>16.7%  | 15<br>20.8%                        | 0<br>0.0%                |
| ②そう思わない<br>(Disagree)              | 22                 | 20<br>90.9%                              | 2<br>9.1%                | 0<br>0.0%                | 7<br>31.8%                 | 5<br>22.7%                                      | 5<br>22.7%   | 5<br>22.7%                         | 0<br>0.0%                |
| ①まったくそう思わない<br>(Strongly Disagree) | 20                 | 14<br>70.0%                              | 6<br>30.0%               | 0<br>0.0%                | 8<br>40.0%                 | 6<br>30.0%                                      | 1<br>5.0%  | 5<br>25.0%                         | 0<br>0.0%                |
| 無効回答<br>(Invalid answer)           | 38                 | 11<br>28.9%                              | 0<br>0.0%                | 27<br>71.1%              | 3<br>7.9%                  | 0<br>0.0%                                       | 1<br>2.6%  | 3<br>7.9%                          | 31<br>81.6%              |
| 計<br>(Total)                       | 1,634              | 1,503<br>92.0%                           | 99<br>6.1%               | 32<br>2.0%               | 444<br>27.2%               | 320<br>19.6%                                    | 269<br>16.5%   | 564<br>34.5%                       | 37<br>2.3%               |

Q9.(シラバスで示された到達目標が達成されるように、授業が行われた。)の回答ごとに見た出席状況、学習時間

(The course was conducted in accordance with the objectives stated in the syllabus.)

|                                    | 人数<br>(the number) | 回答数(No. of Responses)／回答率(Response rate) |                          |                          |                            |   |  |                                    |                          |
|------------------------------------|--------------------|--|--------------------------|--------------------------|----------------------------|---|--|------------------------------------|--------------------------|
|                                    |                    | 出席状況<br>(attendance)                     |                          |                          | 学習時間<br>(study time)       |   |  |                                    |                          |
|                                    |                    | 80%以上<br>(80% and above)                 | 80%未満<br>(Less than 80%) | 無効回答<br>(Invalid answer) | 2時間以上<br>(2 hours or more) | 1～2時間<br>未満<br>(1 hour to less than<br>2 hours) | 30分～<br>1時間未満<br>(30 minutes to<br>less than 1 hour) | 30分未満<br>(Less than<br>30 minutes) | 無効回答<br>(Invalid answer) |
| ⑥とても思う<br>(Strongly Agree)         | 807                | 769<br>95.3%                             | 35<br>4.3%               | 3<br>0.4%                | 221<br>27.4%               | 159<br>19.7%                                    | 125<br>15.5%   | 300<br>37.2%                       | 2<br>0.2%                |
| ⑤思う<br>(Agree)                     | 551                | 518<br>94.0%                             | 31<br>5.6%               | 2<br>0.4%                | 144<br>26.1%               | 113<br>20.5%                                    | 95<br>17.2%  | 197<br>35.8%                       | 2<br>0.4%                |
| ④やや思う<br>(Somewhat Agree)          | 201                | 178<br>88.6%                             | 23<br>11.4%              | 0<br>0.0%                | 60<br>29.9%                | 42<br>20.9%                                     | 43<br>21.4%  | 55<br>27.4%                        | 1<br>0.5%                |
| ③あまりそう思わない<br>(Somewhat Disagree)  | 27                 | 20<br>74.1%                              | 7<br>25.9%               | 0<br>0.0%                | 13<br>48.1%                | 3<br>11.1%                                      | 4<br>14.8%   | 7<br>25.9%                         | 0<br>0.0%                |
| ②そう思わない<br>(Disagree)              | 7                  | 6<br>85.7%                               | 1<br>14.3%               | 0<br>0.0%                | 2<br>28.6%                 | 2<br>28.6%                                      | 2<br>28.6%   | 1<br>14.3%                         | 0<br>0.0%                |
| ①まったくそう思わない<br>(Strongly Disagree) | 3                  | 1<br>33.3%                               | 2<br>66.7%               | 0<br>0.0%                | 1<br>33.3%                 | 0<br>0.0%                                       | 0<br>0.0%  | 2<br>66.7%                         | 0<br>0.0%                |
| 無効回答<br>(Invalid answer)           | 38                 | 11<br>28.9%                              | 0<br>0.0%                | 27<br>71.1%              | 3<br>7.9%                  | 1<br>2.6%                                       | 0<br>0.0%  | 2<br>5.3%                          | 32<br>84.2%              |
| 計<br>(Total)                       | 1,634              | 1,503<br>92.0%                           | 99<br>6.1%               | 32<br>2.0%               | 444<br>27.2%               | 320<br>19.6%                                    | 269<br>16.5%   | 564<br>34.5%                       | 37<br>2.3%               |

2024年度秋学期「学生授業アンケート」集計結果

(Student Course Evaluation Results for Autumn-Term 2024)

早稲田大学

|                             |    |                 |   |                            |        |
|-----------------------------|----|-----------------|---|----------------------------|--------|
| 科目設置箇所名<br>(Name of School) | 全学 | 設問タイプ<br>(type) | Ⅲ | 履修者数<br>(No. of Students)  | 11,543 |
|                             |    |                 |   | 回答者数<br>(No. of Responses) | 1,634  |
|                             |    |                 |   | 回答率<br>(Response Rate)     | 14.2%  |

※履修情報は、2月10日時点の情報(※Enrollment information as of February 10)

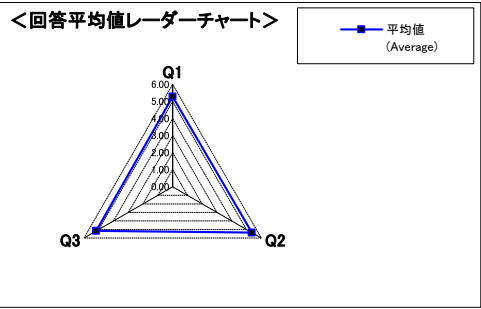
Q10.(各授業の到達目標を達成するうえで、授業内容と授業形態(対面・リアルタイム配信・オンデマンドなど)の組み合わせは適切だったか。)の回答ごとに見た出席状況、学習時間  
(Was the combination of the course content and class modality (in-person, realtime streaming, on-demand) appropriate in achieving each class's objectives?)

|                                    | 人数<br>(the number) | 回答数(No. of Responses)／回答率(Response rate) |                          |                          |                            |   |  |                                    |                          |  |
|------------------------------------|--------------------|--|--------------------------|--------------------------|----------------------------|---|--|------------------------------------|--------------------------|--|
|                                    |                    | 出席状況<br>(attendance)                     |                          |                          | 学習時間<br>(study time)       |   |  |                                    |                          |  |
|                                    |                    | 80%以上<br>(80% and above)                 | 80%未満<br>(Less than 80%) | 無効回答<br>(Invalid answer) | 2時間以上<br>(2 hours or more) | 1～2時間<br>未満<br>(1 hour to less than<br>2 hours) | 30分～<br>1時間未満<br>(30 minutes to<br>less than 1 hour) | 30分未満<br>(Less than<br>30 minutes) | 無効回答<br>(Invalid answer) |  |
| ⑥とても思う<br>(Strongly Agree)         | 896                | 848<br>94.6%                             | 43<br>4.8%               | 5<br>0.6%                | 237<br>26.5%               | 179<br>20.0%                                    | 131<br>14.6%   | 345<br>38.5%                       | 4<br>0.4%                |  |
| ⑤そう思う<br>(Agree)                   | 494                | 461<br>93.3%                             | 32<br>6.5%               | 1<br>0.2%                | 139<br>28.1%               | 100<br>20.2%                                    | 102<br>20.6%   | 151<br>30.6%                       | 2<br>0.4%                |  |
| ④ややそう思う<br>(Somewhat Agree)        | 151                | 138<br>91.4%                             | 13<br>8.6%               | 0<br>0.0%                | 44<br>29.1%                | 28<br>18.5%                                     | 28<br>18.5%  | 50<br>33.1%                        | 1<br>0.7%                |  |
| ③あまりそう思わない<br>(Somewhat Disagree)  | 35                 | 30<br>85.7%                              | 5<br>14.3%               | 0<br>0.0%                | 14<br>40.0%                | 7<br>20.0%                                      | 5<br>14.3%   | 9<br>25.7%                         | 0<br>0.0%                |  |
| ②そう思わない<br>(Disagree)              | 11                 | 7<br>63.6%                               | 4<br>36.4%               | 0<br>0.0%                | 4<br>36.4%                 | 3<br>27.3%                                      | 1<br>9.1%  | 3<br>27.3%                         | 0<br>0.0%                |  |
| ①まったくそう思わない<br>(Strongly Disagree) | 9                  | 7<br>77.8%                               | 2<br>22.2%               | 0<br>0.0%                | 2<br>22.2%                 | 1<br>11.1%                                      | 2<br>22.2%   | 4<br>44.4%                         | 0<br>0.0%                |  |
| 無効回答<br>(Invalid answer)           | 38                 | 12<br>31.6%                              | 0<br>0.0%                | 26<br>68.4%              | 4<br>10.5%                 | 2<br>5.3%                                       | 0<br>0.0%  | 2<br>5.3%                          | 30<br>78.9%              |  |
| 計<br>(Total)                       | 1,634              | 1,503<br>92.0%                           | 99<br>6.1%               | 32<br>2.0%               | 444<br>27.2%               | 320<br>19.6%                                    | 269<br>16.5%   | 564<br>34.5%                       | 37<br>2.3%               |  |

Q11.(総合的にみてこの授業は有意義だった。)の回答ごとに見た出席状況、学習時間  
(Overall, this course was beneficial.)

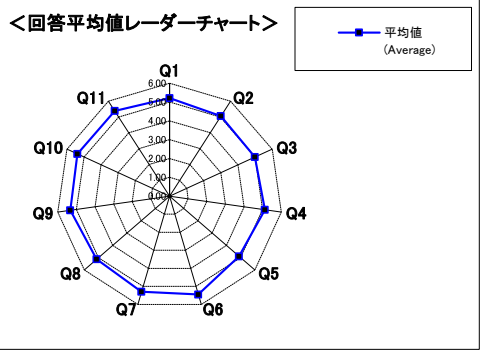
|                                    | 人数<br>(the number) | 回答数(No. of Responses)／回答率(Response rate) |                          |                          |                            |   |  |                                    |                          |  |
|------------------------------------|--------------------|--|--------------------------|--------------------------|----------------------------|---|--|------------------------------------|--------------------------|--|
|                                    |                    | 出席状況<br>(attendance)                     |                          |                          | 学習時間<br>(study time)       |   |  |                                    |                          |  |
|                                    |                    | 80%以上<br>(80% and above)                 | 80%未満<br>(Less than 80%) | 無効回答<br>(Invalid answer) | 2時間以上<br>(2 hours or more) | 1～2時間<br>未満<br>(1 hour to less than<br>2 hours) | 30分～<br>1時間未満<br>(30 minutes to<br>less than 1 hour) | 30分未満<br>(Less than<br>30 minutes) | 無効回答<br>(Invalid answer) |  |
| ⑥とても思う<br>(Strongly Agree)         | 888                | 841<br>94.7%                             | 44<br>5.0%               | 3<br>0.3%                | 222<br>25.0%               | 180<br>20.3%                                    | 139<br>15.7%   | 346<br>39.0%                       | 1<br>0.1%                |  |
| ⑤そう思う<br>(Agree)                   | 504                | 471<br>93.5%                             | 32<br>6.3%               | 1<br>0.2%                | 155<br>30.8%               | 99<br>19.6%                                     | 92<br>18.3%  | 154<br>30.6%                       | 4<br>0.8%                |  |
| ④ややそう思う<br>(Somewhat Agree)        | 154                | 140<br>90.9%                             | 14<br>9.1%               | 0<br>0.0%                | 37<br>24.0%                | 35<br>22.7%                                     | 34<br>22.1%  | 47<br>30.5%                        | 1<br>0.6%                |  |
| ③あまりそう思わない<br>(Somewhat Disagree)  | 28                 | 23<br>82.1%                              | 5<br>17.9%               | 0<br>0.0%                | 16<br>57.1%                | 2<br>7.1%                                       | 2<br>7.1%  | 8<br>28.6%                         | 0<br>0.0%                |  |
| ②そう思わない<br>(Disagree)              | 13                 | 11<br>84.6%                              | 2<br>15.4%               | 0<br>0.0%                | 9<br>69.2%                 | 1<br>7.7%                                       | 1<br>7.7%  | 2<br>15.4%                         | 0<br>0.0%                |  |
| ①まったくそう思わない<br>(Strongly Disagree) | 5                  | 3<br>60.0%                               | 2<br>40.0%               | 0<br>0.0%                | 1<br>20.0%                 | 1<br>20.0%                                      | 0<br>0.0%  | 3<br>60.0%                         | 0<br>0.0%                |  |
| 無効回答<br>(Invalid answer)           | 42                 | 14<br>33.3%                              | 0<br>0.0%                | 28<br>66.7%              | 4<br>9.5%                  | 2<br>4.8%                                       | 1<br>2.4%  | 4<br>9.5%                          | 31<br>73.8%              |  |
| 計<br>(Total)                       | 1,634              | 1,503<br>92.0%                           | 99<br>6.1%               | 32<br>2.0%               | 444<br>27.2%               | 320<br>19.6%                                    | 269<br>16.5%   | 564<br>34.5%                       | 37<br>2.3%               |  |

Ⅰ. あなた自身のことに関する設問 チャート



| 設問文(Question text)                 | 平均値<br>(Average) |
|------------------------------------|------------------|
| Q1.この授業の目的、到達目標、求められた課題について把握していた。 | 5.28             |
| Q2.この授業での学習内容または技術を修得するために努力した。    | 5.36             |
| Q3.この授業の学習内容または技術をよく修得できた。         | 5.17             |

Ⅱ. この授業についての意見に関する設問 チャート



| 設問文(Question text)   | 平均値<br>(Average) |
|--|------------------|
| Q1.授業に関する事前説明(模擬演習、作業手順、映像の提示など)は分かりやすかった。                         | 5.21             |
| Q2.この授業では効果的に学生の参加(質問や発言など)を促していた。                                 | 5.05             |
| Q3.この授業では授業課題や学生の参加に関して効果的なフィードバックがあった。                            | 4.99             |
| Q4.授業を通じて学生が問題や課題を考えたり、見出したりする機会があった。                              | 5.12             |
| Q5.問題や課題について改善策や解決策を議論する機会があった。                                    | 4.88             |
| Q6.学生自身が実技や実験などに取り組む時間が十分に確保されていた。                                 | 5.44             |
| Q7.この授業では、学生の実習に対する効果的なサポートがあった。                                   | 5.29             |
| Q8.学生のレベルや進捗状況を把握して授業が進められた。                                       | 5.12             |
| Q9.シラバスで示された到達目標が達成されるように、授業が行われた。                                 | 5.33             |
| Q10.各授業の到達目標を達成するうえで、授業内容と授業形態(対面・リアルタイム配信・オンデマンドなど)の組み合わせは適切だったか。 | 5.38             |
| Q11.総合的にみてこの授業は有意義だった。   | 5.39             |

2024年度秋学期「学生授業アンケート」集計結果

(Student Course Evaluation Results for Autumn-Term 2024)

早稲田大学

|                             |    |                 |    |                            |        |
|-----------------------------|----|-----------------|----|----------------------------|--------|
| 科目設置箇所名<br>(Name of School) | 全学 | 設問タイプ<br>(type) | IV | 履修者数<br>(No. of Students)  | 53,383 |
|                             |    |                 |    | 回答者数<br>(No. of Responses) | 7,162  |
|                             |    |                 |    | 回答率<br>(Response Rate)     | 13.4%  |
|                             |    |                 |    |                            |        |

※履修情報は、2月10日時点の情報(※Enrollment information as of February 10)

I. 履修要件

(Degree program requirements)

③選択(Elective) ②選択必修(Compulsory Elective) ①必修(Compulsory)

| No. | 設問文(Question text)   | 回答数(No. of Responses) |   |   | 回答率(Response rate) |     |       | 無効回答<br>(Invalid answer) | 計<br>(Total) | 平均値<br>(Average) |
|-----|--|-----------------------|---|---|--------------------|-----|-------|--------------------------|--------------|------------------|
|     |  | ⑥                     | ⑤ | ④ | ③                  | ②   | ①     |                          |              |                  |
| 1   | この授業について当てはまるものを選んでください。<br>(Select the option that best describes this course.) | -                     | - | - | 5,188              | 701 | 1,143 | 130                      | 7,162        | -                |
|     |  | -                     | - | - | 72.4               | 9.8 | 16.0  | 1.8                      |              |                  |

II. あなた自身のことについてお尋ねします。

(Questions regarding your participation in this course.)

⑥90%以上(90% and above) ⑤80～90%未満(80 to less than 90%) ④70～80%未満(70 to less than 80%)  
③60～70%未満(60 to less than 70%) ②50～60%未満(50 to less than 60%) ①50%未満(Less than 50%)

| No. | 設問文(Question text)   | 回答数(No. of Responses) |     |     | 回答率(Response rate) |     |     | 無効回答<br>(Invalid answer) | 計<br>(Total) | 平均値<br>(Average) |
|-----|--|-----------------------|-----|-----|--------------------|-----|-----|--------------------------|--------------|------------------|
|     |  | ⑥                     | ⑤   | ④   | ③                  | ②   | ①   |                          |              |                  |
| 1   | 受講(視聴)状況は、おおよそどの程度でしたか。<br>(How much of the course did you attend (view)?) | 6,227                 | 576 | 223 | 42                 | 19  | 53  | 22                       | 7,162        | 5.79             |
|     |  | 86.9                  | 8.0 | 3.1 | 0.6                | 0.3 | 0.7 | 0.3                      |              |                  |

⑥4時間以上(4 hours or more) ⑤2時間～4時間未満(2 hours to less than 4 hours) ④1時間～2時間未満(1 hour to less than 2 hours)  
③30分～1時間未満(30 minutes to less than 1 hour) ②30分未満(Less than 30 minutes) ①ほとんどしない(Almost None)

| No. | 設問文(Question text)  | 回答数(No. of Responses) |       |       | 回答率(Response rate) |      |     | 無効回答<br>(Invalid answer) | 計<br>(Total) | 平均値<br>(Average) |
|-----|---|-----------------------|-------|-------|--------------------|------|-----|--------------------------|--------------|------------------|
|     |   | ⑥                     | ⑤     | ④     | ③                  | ②    | ①   |                          |              |                  |
| 2   | 1回の動画視聴にあたり、動画視聴以外の事前・事後学習のために費やした平均の時間は<br>おおよそどの程度でしたか。<br>(Indicate the average amount of time you spent preparing for and reviewing after viewing a video for<br>this course, not including time spent in class.) | 684                   | 1,497 | 1,860 | 1,508              | 911  | 675 | 27                       | 7,162        | 3.65             |
|     |   | 9.6                   | 20.9  | 26.0  | 21.1               | 12.7 | 9.4 | 0.4                      |              |                  |

⑥とてもそう思う(Strongly Agree) ⑤そう思う(Agree) ④ややそう思う(Somewhat Agree)  
③あまりそう思わない(Somewhat Disagree) ②そう思わない(Disagree) ①まったくそう思わない(Strongly Disagree)

| No. | 設問文(Question text)  | 回答数(No. of Responses) |       |       | 回答率(Response rate) |     |     | 無効回答<br>(Invalid answer) | 計<br>(Total) | 平均値<br>(Average) |
|-----|---|-----------------------|-------|-------|--------------------|-----|-----|--------------------------|--------------|------------------|
|     |   | ⑥                     | ⑤     | ④     | ③                  | ②   | ①   |                          |              |                  |
| 3   | この授業の目的、到達目標、求められた課題について把握していた。<br>(You understood the objectives, goals, and assigned work for this course.) | 2,912                 | 2,976 | 1,009 | 155                | 35  | 42  | 33                       | 7,162        | 5.19             |
|     |   | 40.7                  | 41.6  | 14.1  | 2.2                | 0.5 | 0.6 | 0.5                      |              |                  |
| 4   | 計画的に学習を進めることができた。<br>(You were able to progress with your learning following a plan.)                         | 3,197                 | 2,408 | 1,031 | 360                | 81  | 57  | 28                       | 7,162        | 5.14             |
|     |   | 44.6                  | 33.6  | 14.4  | 5.0                | 1.1 | 0.8 | 0.4                      |              |                  |
| 5   | この授業を理解するために努力した。<br>(You made efforts to understand the contents of this course.)                            | 3,395                 | 2,762 | 776   | 111                | 39  | 40  | 39                       | 7,162        | 5.30             |
|     |   | 47.4                  | 38.6  | 10.8  | 1.5                | 0.5 | 0.6 | 0.5                      |              |                  |
| 6   | この授業の内容をよく理解できた。<br>(You gained a good understanding of the contents of this course.)                         | 2,694                 | 2,810 | 1,258 | 248                | 60  | 54  | 38                       | 7,162        | 5.08             |
|     |   | 37.6                  | 39.2  | 17.6  | 3.5                | 0.8 | 0.8 | 0.5                      |              |                  |

III. この授業についての意見をお聞かせください。

(Please give us your opinions about this course.)

⑥とてもそう思う(Strongly Agree) ⑤そう思う(Agree) ④ややそう思う(Somewhat Agree)  
③あまりそう思わない(Somewhat Disagree) ②そう思わない(Disagree) ①まったくそう思わない(Strongly Disagree)

| No. | 設問文(Question text)   | 回答数(No. of Responses) |       |       | 回答率(Response rate) |     |     | 無効回答<br>(Invalid answer) | 計<br>(Total) | 平均値<br>(Average) |
|-----|--|-----------------------|-------|-------|--------------------|-----|-----|--------------------------|--------------|------------------|
|     |  | ⑥                     | ⑤     | ④     | ③                  | ②   | ①   |                          |              |                  |
| 1   | 話し方は適切だった。<br>(The way of speaking was appropriate.)   | 3,769                 | 2,375 | 737   | 169                | 38  | 46  | 28                       | 7,162        | 5.34             |
|     |  | 52.6                  | 33.2  | 10.3  | 2.4                | 0.5 | 0.6 | 0.4                      |              |                  |
| 2   | 画面に映る文字や画像(図・写真)は見やすかった。<br>(The text and images (drawings, photographs) displayed on the screen were clearly visible.)  | 3,808                 | 2,309 | 722   | 207                | 41  | 44  | 31                       | 7,162        | 5.33             |
|     |  | 53.2                  | 32.2  | 10.1  | 2.9                | 0.6 | 0.6 | 0.4                      |              |                  |
| 3   | 学生の理解を深めるための工夫(小テスト、課題、小レポート、グループワーク、<br>予復習用の資料など)があった。<br>(This course showed various efforts (review sheets, quizzes, short essays, group work, videos for studying<br>before and after class, clickers) to promote student comprehension.) | 3,402                 | 2,378 | 880   | 275                | 97  | 91  | 39                       | 7,162        | 5.18             |
|     |  | 47.5                  | 33.2  | 12.3  | 3.8                | 1.4 | 1.3 | 0.5                      |              |                  |
| 4   | BBSやレビューシートなどを使ってコミュニケーションを十分にとることができた。<br>(There was enough communication through the use of BBS and review sheets.)  | 2,426                 | 2,020 | 1,280 | 843                | 303 | 241 | 49                       | 7,162        | 4.66             |
|     |  | 33.9                  | 28.2  | 17.9  | 11.8               | 4.2 | 3.4 | 0.7                      |              |                  |
| 5   | この授業では効果的に学生の参加(オンライン上での質問や発言など)を促していた。<br>(This course effectively promoted student participation (asking questions and giving remarks online).)  | 2,445                 | 1,895 | 1,310 | 838                | 345 | 288 | 41                       | 7,162        | 4.62             |
|     |  | 34.1                  | 26.5  | 18.3  | 11.7               | 4.8 | 4.0 | 0.6                      |              |                  |
| 6   | この授業では授業課題や学生の参加(オンライン上での質問や発言など)に関して<br>効果的なフィードバックがあった。<br>(This course provided effective feedback about class assignments and student participation<br>(asking questions and giving remarks online).)                                      | 2,518                 | 2,006 | 1,276 | 794                | 294 | 218 | 56                       | 7,162        | 4.70             |
|     |  | 35.2                  | 28.0  | 17.8  | 11.1               | 4.1 | 3.0 | 0.8                      |              |                  |
| 7   | 授業を通じて学生が問題や課題を考えたり、見出したりする機会があった。<br>(Throughout the course, there were opportunities for students to find and think about problems and challenges.)  | 2,749                 | 2,273 | 1,246 | 542                | 155 | 147 | 50                       | 7,162        | 4.91             |
|     |  | 38.4                  | 31.7  | 17.4  | 7.6                | 2.2 | 2.1 | 0.7                      |              |                  |
| 8   | 問題や課題について改善策や解決策を議論する機会があった。<br>(There was an opportunity to discuss solutions and improvement plans for problems and challenges.)   | 2,129                 | 1,797 | 1,385 | 1,073              | 416 | 312 | 50                       | 7,162        | 4.45             |
|     |  | 29.7                  | 25.1  | 19.3  | 15.0               | 5.8 | 4.4 | 0.7                      |              |                  |
| 9   | シラバスで示された到達目標が達成されるように、授業が行われた。<br>(The course was conducted in accordance with the objectives stated in the syllabus.)  | 3,353                 | 2,732 | 820   | 146                | 31  | 43  | 37                       | 7,162        | 5.28             |
|     |  | 46.8                  | 38.1  | 11.4  | 2.0                | 0.4 | 0.6 | 0.5                      |              |                  |
| 10  | 課題の量は適切だった。<br>(The amount of assignments was appropriate.)  | 3,206                 | 2,596 | 901   | 267                | 91  | 61  | 40                       | 7,162        | 5.18             |
|     |  | 44.8                  | 36.2  | 12.6  | 3.7                | 1.3 | 0.9 | 0.6                      |              |                  |
| 11  | 各授業の到達目標を達成するうえで、授業内容と授業形態(対面・リアルタイム配信・<br>オンデマンドなど)の組み合わせは適切だったか。<br>(Was the combination of the course content and class modality (in-person, realtime streaming,<br>on-demand) appropriate in achieving each class's objectives?)           | 3,520                 | 2,539 | 756   | 182                | 46  | 73  | 46                       | 7,162        | 5.28             |
|     |  | 49.1                  | 35.5  | 10.6  | 2.5                | 0.6 | 1.0 | 0.6                      |              |                  |
| 12  | 総合的にみてこの授業は有意義だった。<br>(Overall, this course was beneficial.)   | 3,806                 | 2,352 | 660   | 151                | 66  | 62  | 65                       | 7,162        | 5.34             |
|     |  | 53.1                  | 32.8  | 9.2   | 2.1                | 0.9 | 0.9 | 0.9                      |              |                  |

2024年度秋学期「学生授業アンケート」集計結果

(Student Course Evaluation Results for Autumn-Term 2024)

早稲田大学

|                             |    |                 |    |                            |        |
|-----------------------------|----|-----------------|----|----------------------------|--------|
| 科目設置箇所名<br>(Name of School) | 全学 | 設問タイプ<br>(type) | IV | 履修者数<br>(No. of Students)  | 53,383 |
|                             |    |                 |    | 回答者数<br>(No. of Responses) | 7,162  |
|                             |    |                 |    | 回答率<br>(Response Rate)     | 13.4%  |

※履修情報は、2月10日時点の情報(※Enrollment information as of February 10)

I. あなた自身のことについてに関する設問の回答ごとに見た視聴状況、学習時間

(The average view, and study time at each answer of questions regarding your participations.)

Q1.(受講(視聴)状況は、おおよその程度でしたか。.)の回答ごとに見た学習時間

(How much of the course did you attend (view)?)

|                                     | 人数<br>(the number) | 回答数(No. of Responses)／回答率(Response rate) |                          |                          |                            |   |  |                                    |                          |
|-------------------------------------|--------------------|--|--------------------------|--------------------------|----------------------------|---|--|------------------------------------|--------------------------|
|                                     |                    | 視聴状況<br>(view)                           |                          |                          | 学習時間<br>(study time)       |   |  |                                    |                          |
|                                     |                    | 80%以上<br>(80% and above)                 | 80%未満<br>(Less than 80%) | 無効回答<br>(Invalid answer) | 2時間以上<br>(2 hours or more) | 1～2時間<br>未満<br>(1 hour to less than<br>2 hours) | 30分～<br>1時間未満<br>(30 minutes to<br>less than 1 hour) | 30分未満<br>(Less than<br>30 minutes) | 無効回答<br>(Invalid answer) |
| ⑥90%以上<br>( 90% and above)          | 6,227              | —  | —                        | —                        | 2,007                      | 1,626   | 1,303  | 1,281                              | 10                       |
|                                     |                    | 32.2%                                    | 26.1%                    | 20.9%                    | 20.6%                      | 0.2%  |  |                                    |                          |
| ⑤80～90%未満<br>( 80 to less than 90%) | 576                | —  | —                        | —                        | 121                        | 156   | 133  | 164                                | 2                        |
|                                     |                    | 21.0%                                    | 27.1%                    | 23.1%                    | 28.5%                      | 0.3%  |  |                                    |                          |
| ④70～80%未満<br>(70 to less than 80%)  | 223                | —  | —                        | —                        | 37                         | 62  | 58   | 65                                 | 1                        |
|                                     |                    | 16.6%                                    | 27.8%                    | 26.0%                    | 29.1%                      | 0.4%  |  |                                    |                          |
| ③60～70%未満<br>(60 to less than 70%)  | 42                 | —  | —                        | —                        | 6                          | 9   | 7  | 20                                 | 0                        |
|                                     |                    | 14.3%                                    | 21.4%                    | 16.7%                    | 47.6%                      | 0.0%  |  |                                    |                          |
| ②50～60%未満<br>(50 to less than 60%)  | 19                 | —  | —                        | —                        | 1                          | 4   | 5  | 9                                  | 0                        |
|                                     |                    | 5.3%                                     | 21.1%                    | 26.3%                    | 47.4%                      | 0.0%  |  |                                    |                          |
| ①50%未満<br>(Less than 50% )          | 53                 | —  | —                        | —                        | 6                          | 2   | 0  | 45                                 | 0                        |
|                                     |                    | 11.3%                                    | 3.8%                     | 0.0%                     | 84.9%                      | 0.0%  |  |                                    |                          |
| 無効回答<br>(Invalid answer)            | 22                 | —  | —                        | —                        | 3                          | 1   | 2  | 2                                  | 14                       |
|                                     |                    | 13.6%                                    | 4.5%                     | 9.1%                     | 9.1%                       | 63.6%   |  |                                    |                          |
| 計<br>(Total)                        | 7,162              | —  | —                        | —                        | 2,181                      | 1,860   | 1,508  | 1,586                              | 27                       |
|                                     |                    | 30.5%                                    | 26.0%                    | 21.1%                    | 22.1%                      | 0.4%  |  |                                    |                          |

Q2.(1回の動画視聴にあたり、動画視聴以外の事前・事後学習のために費やした平均の時間はおおよその程度でしたか。.)の回答ごとに見た視聴状況

(Indicate the average amount of time you spent preparing for and reviewing after viewing a video for this course, not including time spent in class.)

|  | 人数<br>(the number) | 回答数(No. of Responses)／回答率(Response rate) |                          |                          |                            |   |  |                                    |                          |
|--|--------------------|--|--------------------------|--------------------------|----------------------------|---|--|------------------------------------|--------------------------|
|  |                    | 視聴状況<br>(view)                           |                          |                          | 学習時間<br>(study time)       |   |  |                                    |                          |
|  |                    | 80%以上<br>(80% and above)                 | 80%未満<br>(Less than 80%) | 無効回答<br>(Invalid answer) | 2時間以上<br>(2 hours or more) | 1～2時間<br>未満<br>(1 hour to less than<br>2 hours) | 30分～<br>1時間未満<br>(30 minutes to<br>less than 1 hour) | 30分未満<br>(Less than<br>30 minutes) | 無効回答<br>(Invalid answer) |
| ⑥4時間以上<br>(4 hours or more)                    | 684                | 674                                      | 10                       | 0                        | —                          | —   | —  | —                                  | —                        |
|  |                    | 98.5%                                    | 1.5%                     | 0.0%                     | —                          | —   | —  | —                                  | —                        |
| ⑤2時間～4時間未満<br>( 2 hours to less than 4 hours)  | 1,497              | 1,454                                    | 40                       | 3                        | —                          | —   | —  | —                                  | —                        |
|  |                    | 97.1%                                    | 2.7%                     | 0.2%                     | —                          | —   | —  | —                                  | —                        |
| ④1時間～2時間未満<br>(1 hour to less than 2 hours)    | 1,860              | 1,782                                    | 77                       | 1                        | —                          | —   | —  | —                                  | —                        |
|  |                    | 95.8%                                    | 4.1%                     | 0.1%                     | —                          | —   | —  | —                                  | —                        |
| ③30分～1時間未満<br>(30 minutes to less than 1 hour) | 1,508              | 1,436                                    | 70                       | 2                        | —                          | —   | —  | —                                  | —                        |
|  |                    | 95.2%                                    | 4.6%                     | 0.1%                     | —                          | —   | —  | —                                  | —                        |
| ②30分未満<br>( Less than 30 minutes)              | 911                | 855                                      | 54                       | 2                        | —                          | —   | —  | —                                  | —                        |
|  |                    | 93.9%                                    | 5.9%                     | 0.2%                     | —                          | —   | —  | —                                  | —                        |
| ① ほとんどしていない<br>(Almost None )                  | 675                | 590                                      | 85                       | 0                        | —                          | —   | —  | —                                  | —                        |
|  |                    | 87.4%                                    | 12.6%                    | 0.0%                     | —                          | —   | —  | —                                  | —                        |
| 無効回答<br>(Invalid answer)                       | 27                 | 12                                       | 1                        | 14                       | —                          | —   | —  | —                                  | —                        |
|  |                    | 44.4%                                    | 3.7%                     | 51.9%                    | —                          | —   | —  | —                                  | —                        |
| 計<br>(Total)                                   | 7,162              | 6,803                                    | 337                      | 22                       | —                          | —   | —  | —                                  | —                        |
|  |                    | 95.0%                                    | 4.7%                     | 0.3%                     | —                          | —   | —  | —                                  | —                        |

Q3.(この授業の目的、到達目標、求められた課題について把握していた。.)の回答ごとに見た視聴状況、学習時間

(You understood the objectives, goals, and assigned work for this course.)

|                                    | 人数<br>(the number) | 回答数(No. of Responses)／回答率(Response rate) |                          |                          |                            |   |  |                                    |                          |
|------------------------------------|--------------------|--|--------------------------|--------------------------|----------------------------|---|--|------------------------------------|--------------------------|
|                                    |                    | 視聴状況<br>(view)                           |                          |                          | 学習時間<br>(study time)       |   |  |                                    |                          |
|                                    |                    | 80%以上<br>(80% and above)                 | 80%未満<br>(Less than 80%) | 無効回答<br>(Invalid answer) | 2時間以上<br>(2 hours or more) | 1～2時間<br>未満<br>(1 hour to less than<br>2 hours) | 30分～<br>1時間未満<br>(30 minutes to<br>less than 1 hour) | 30分未満<br>(Less than<br>30 minutes) | 無効回答<br>(Invalid answer) |
| ⑥とてもそう思う<br>(Strongly Agree)       | 2,912              | 2,867                                    | 42                       | 3                        | 1,016                      | 730   | 619  | 540                                | 7                        |
|                                    |                    | 98.5%                                    | 1.4%                     | 0.1%                     | 34.9%                      | 25.1%   | 21.3%  | 18.5%                              | 0.2%                     |
| ⑤そう思う<br>(Agree)                   | 2,976              | 2,852                                    | 121                      | 3                        | 864                        | 833   | 636  | 639                                | 4                        |
|                                    |                    | 95.8%                                    | 4.1%                     | 0.1%                     | 29.0%                      | 28.0%   | 21.4%  | 21.5%                              | 0.1%                     |
| ④ややそう思う<br>(Somewhat Agree)        | 1,009              | 901                                      | 108                      | 0                        | 248                        | 244   | 217  | 298                                | 2                        |
|                                    |                    | 89.3%                                    | 10.7%                    | 0.0%                     | 24.6%                      | 24.2%   | 21.5%  | 29.5%                              | 0.2%                     |
| ③あまりそう思わない<br>(Somewhat Disagree)  | 155                | 125                                      | 30                       | 0                        | 32                         | 38  | 30   | 55                                 | 0                        |
|                                    |                    | 80.6%                                    | 19.4%                    | 0.0%                     | 20.6%                      | 24.5%   | 19.4%  | 35.5%                              | 0.0%                     |
| ②そう思わない<br>(Disagree)              | 35                 | 21                                       | 13                       | 1                        | 6                          | 6   | 3  | 20                                 | 0                        |
|                                    |                    | 60.0%                                    | 37.1%                    | 2.9%                     | 17.1%                      | 17.1%   | 8.6%   | 57.1%                              | 0.0%                     |
| ①まったくそう思わない<br>(Strongly Disagree) | 42                 | 20                                       | 22                       | 0                        | 8                          | 5   | 0  | 29                                 | 0                        |
|                                    |                    | 47.6%                                    | 52.4%                    | 0.0%                     | 19.0%                      | 11.9%   | 0.0%   | 69.0%                              | 0.0%                     |
| 無効回答<br>(Invalid answer)           | 33                 | 17                                       | 1                        | 15                       | 7                          | 4   | 3  | 5                                  | 14                       |
|                                    |                    | 51.5%                                    | 3.0%                     | 45.5%                    | 21.2%                      | 12.1%   | 9.1%   | 15.2%                              | 42.4%                    |
| 計<br>(Total)                       | 7,162              | 6,803                                    | 337                      | 22                       | 2,181                      | 1,860   | 1,508  | 1,586                              | 27                       |
|                                    |                    | 95.0%                                    | 4.7%                     | 0.3%                     | 30.5%                      | 26.0%   | 21.1%  | 22.1%                              | 0.4%                     |



2024年度秋学期「学生授業アンケート」集計結果

(Student Course Evaluation Results for Autumn-Term 2024)

早稲田大学

|                             |    |                 |    |                            |        |
|-----------------------------|----|-----------------|----|----------------------------|--------|
| 科目設置箇所名<br>(Name of School) | 全学 | 設問タイプ<br>(type) | IV | 履修者数<br>(No. of Students)  | 53,383 |
|                             |    |                 |    | 回答者数<br>(No. of Responses) | 7,162  |
|                             |    |                 |    | 回答率<br>(Response Rate)     | 13.4%  |

※履修情報は、2月10日時点の情報(※Enrollment information as of February 10)

Q4.(計画的に学習を進めることができた。)の回答ごとに見た視聴状況、学習時間  
(You were able to progress with your learning following a plan.)

|                                    | 人数<br>(the number) | 回答数(No. of Responses)／回答率(Response rate) |                          |                          |                            |  |   |                                 |                          |
|------------------------------------|--------------------|--|--------------------------|--------------------------|----------------------------|--|---|---------------------------------|--------------------------|
|                                    |                    | 視聴状況<br>(view)                           |                          |                          | 学習時間<br>(study time)       |  |   |                                 |                          |
|                                    |                    | 80%以上<br>(80% and above)                 | 80%未満<br>(Less than 80%) | 無効回答<br>(Invalid answer) | 2時間以上<br>(2 hours or more) | 1～2時間<br>未満<br>(1 hour to less than 2 hours) | 30分～<br>1時間未満<br>(30 minutes to less than 1 hour) | 30分未満<br>(Less than 30 minutes) | 無効回答<br>(Invalid answer) |
| ⑥とても思う<br>(Strongly Agree)         | 3,197              | 3,152<br>98.6%                           | 42<br>1.3%               | 3<br>0.1%                | 995<br>31.1%               | 823<br>25.7%                                 | 709<br>22.2%                                      | 663<br>20.7%                    | 7<br>0.2%                |
| ⑤そう思う<br>(Agree)                   | 2,408              | 2,334<br>96.9%                           | 72<br>3.0%               | 2<br>0.1%                | 739<br>30.7%               | 652<br>27.1%                                 | 500<br>20.8%                                      | 513<br>21.3%                    | 4<br>0.2%                |
| ④ややそう思う<br>(Somewhat Agree)        | 1,031              | 949<br>92.0%                             | 80<br>7.8%               | 2<br>0.2%                | 312<br>30.3%               | 277<br>26.9%                                 | 213<br>20.7%                                      | 229<br>22.2%                    | 0<br>0.0%                |
| ③あまりそう思わない<br>(Somewhat Disagree)  | 360                | 281<br>78.1%                             | 79<br>21.9%              | 0<br>0.0%                | 108<br>30.0%               | 89<br>24.7%                                  | 64<br>17.8%                                       | 98<br>27.2%                     | 1<br>0.3%                |
| ②そう思わない<br>(Disagree)              | 81                 | 51<br>63.0%                              | 30<br>37.0%              | 0<br>0.0%                | 17<br>21.0%                | 12<br>14.8%                                  | 13<br>16.0%                                       | 39<br>48.1%                     | 0<br>0.0%                |
| ①まったくそう思わない<br>(Strongly Disagree) | 57                 | 26<br>45.6%                              | 31<br>54.4%              | 0<br>0.0%                | 8<br>14.0%                 | 3<br>5.3%                                    | 7<br>12.3%  | 39<br>68.4%                     | 0<br>0.0%                |
| 無効回答<br>(Invalid answer)           | 28                 | 10<br>35.7%                              | 3<br>10.7%               | 15<br>53.6%              | 2<br>7.1%                  | 4<br>14.3%                                   | 2<br>7.1%   | 5<br>17.9%                      | 15<br>53.6%              |
| 計<br>(Total)                       | 7,162              | 6,803<br>95.0%                           | 337<br>4.7%              | 22<br>0.3%               | 2,181<br>30.5%             | 1,860<br>26.0%                               | 1,508<br>21.1%                                    | 1,586<br>22.1%                  | 27<br>0.4%               |

Q5.(この授業を理解するために努力した。)の回答ごとに見た視聴状況、学習時間  
(You made efforts to understand the contents of this course.)

|                                    | 人数<br>(the number) | 回答数(No. of Responses)／回答率(Response rate) |                          |                          |                            |  |   |                                 |                          |
|------------------------------------|--------------------|--|--------------------------|--------------------------|----------------------------|--|---|---------------------------------|--------------------------|
|                                    |                    | 視聴状況<br>(view)                           |                          |                          | 学習時間<br>(study time)       |  |   |                                 |                          |
|                                    |                    | 80%以上<br>(80% and above)                 | 80%未満<br>(Less than 80%) | 無効回答<br>(Invalid answer) | 2時間以上<br>(2 hours or more) | 1～2時間<br>未満<br>(1 hour to less than 2 hours) | 30分～<br>1時間未満<br>(30 minutes to less than 1 hour) | 30分未満<br>(Less than 30 minutes) | 無効回答<br>(Invalid answer) |
| ⑥とても思う<br>(Strongly Agree)         | 3,395              | 3,335<br>98.2%                           | 56<br>1.6%               | 4<br>0.1%                | 1,275<br>37.6%             | 861<br>25.4%                                 | 691<br>20.4%                                      | 561<br>16.5%                    | 7<br>0.2%                |
| ⑤そう思う<br>(Agree)                   | 2,762              | 2,639<br>95.5%                           | 119<br>4.3%              | 4<br>0.1%                | 735<br>26.6%               | 783<br>28.3%                                 | 612<br>22.2%                                      | 628<br>22.7%                    | 4<br>0.1%                |
| ④ややそう思う<br>(Somewhat Agree)        | 776                | 686<br>88.4%                             | 90<br>11.6%              | 0<br>0.0%                | 144<br>18.6%               | 184<br>23.7%                                 | 171<br>22.0%                                      | 276<br>35.6%                    | 1<br>0.1%                |
| ③あまりそう思わない<br>(Somewhat Disagree)  | 111                | 80<br>72.1%                              | 31<br>27.9%              | 0<br>0.0%                | 10<br>9.0%                 | 22<br>19.8%                                  | 21<br>18.9%                                       | 58<br>52.3%                     | 0<br>0.0%                |
| ②そう思わない<br>(Disagree)              | 39                 | 22<br>56.4%                              | 17<br>43.6%              | 0<br>0.0%                | 5<br>12.8%                 | 7<br>17.9%                                   | 5<br>12.8%  | 22<br>56.4%                     | 0<br>0.0%                |
| ①まったくそう思わない<br>(Strongly Disagree) | 40                 | 18<br>45.0%                              | 22<br>55.0%              | 0<br>0.0%                | 5<br>12.5%                 | 1<br>2.5%                                    | 0<br>0.0%   | 34<br>85.0%                     | 0<br>0.0%                |
| 無効回答<br>(Invalid answer)           | 39                 | 23<br>59.0%                              | 2<br>5.1%                | 14<br>35.9%              | 7<br>17.9%                 | 2<br>5.1%                                    | 8<br>20.5%  | 7<br>17.9%                      | 15<br>38.5%              |
| 計<br>(Total)                       | 7,162              | 6,803<br>95.0%                           | 337<br>4.7%              | 22<br>0.3%               | 2,181<br>30.5%             | 1,860<br>26.0%                               | 1,508<br>21.1%                                    | 1,586<br>22.1%                  | 27<br>0.4%               |

Q6.(この授業の内容をよく理解できた。)の回答ごとに見た視聴状況、学習時間  
(You gained a good understanding of the contents of this course.)

|                                    | 人数<br>(the number) | 回答数(No. of Responses)／回答率(Response rate) |                          |                          |                            |  |   |                                 |                          |
|------------------------------------|--------------------|--|--------------------------|--------------------------|----------------------------|--|---|---------------------------------|--------------------------|
|                                    |                    | 視聴状況<br>(view)                           |                          |                          | 学習時間<br>(study time)       |  |   |                                 |                          |
|                                    |                    | 80%以上<br>(80% and above)                 | 80%未満<br>(Less than 80%) | 無効回答<br>(Invalid answer) | 2時間以上<br>(2 hours or more) | 1～2時間<br>未満<br>(1 hour to less than 2 hours) | 30分～<br>1時間未満<br>(30 minutes to less than 1 hour) | 30分未満<br>(Less than 30 minutes) | 無効回答<br>(Invalid answer) |
| ⑥とても思う<br>(Strongly Agree)         | 2,694              | 2,645<br>98.2%                           | 45<br>1.7%               | 4<br>0.1%                | 832<br>30.9%               | 699<br>25.9%                                 | 590<br>21.9%                                      | 567<br>21.0%                    | 6<br>0.2%                |
| ⑤そう思う<br>(Agree)                   | 2,810              | 2,707<br>96.3%                           | 101<br>3.6%              | 2<br>0.1%                | 868<br>30.9%               | 762<br>27.1%                                 | 601<br>21.4%                                      | 574<br>20.4%                    | 5<br>0.2%                |
| ④ややそう思う<br>(Somewhat Agree)        | 1,258              | 1,150<br>91.4%                           | 106<br>8.4%              | 2<br>0.2%                | 374<br>29.7%               | 320<br>25.4%                                 | 249<br>19.8%                                      | 314<br>25.0%                    | 1<br>0.1%                |
| ③あまりそう思わない<br>(Somewhat Disagree)  | 248                | 209<br>84.3%                             | 39<br>15.7%              | 0<br>0.0%                | 74<br>29.8%                | 59<br>23.8%                                  | 48<br>19.4%                                       | 67<br>27.0%                     | 0<br>0.0%                |
| ②そう思わない<br>(Disagree)              | 60                 | 46<br>76.7%                              | 14<br>23.3%              | 0<br>0.0%                | 18<br>30.0%                | 11<br>18.3%                                  | 9<br>15.0%  | 22<br>36.7%                     | 0<br>0.0%                |
| ①まったくそう思わない<br>(Strongly Disagree) | 54                 | 25<br>46.3%                              | 29<br>53.7%              | 0<br>0.0%                | 11<br>20.4%                | 6<br>11.1%                                   | 4<br>7.4%   | 33<br>61.1%                     | 0<br>0.0%                |
| 無効回答<br>(Invalid answer)           | 38                 | 21<br>55.3%                              | 3<br>7.9%                | 14<br>36.8%              | 4<br>10.5%                 | 3<br>7.9%                                    | 7<br>18.4%  | 9<br>23.7%                      | 15<br>39.5%              |
| 計<br>(Total)                       | 7,162              | 6,803<br>95.0%                           | 337<br>4.7%              | 22<br>0.3%               | 2,181<br>30.5%             | 1,860<br>26.0%                               | 1,508<br>21.1%                                    | 1,586<br>22.1%                  | 27<br>0.4%               |

2024年度秋学期「学生授業アンケート」集計結果

(Student Course Evaluation Results for Autumn-Term 2024)

早稲田大学

|                             |    |                 |    |                            |        |
|-----------------------------|----|-----------------|----|----------------------------|--------|
| 科目設置箇所名<br>(Name of School) | 全学 | 設問タイプ<br>(type) | IV | 履修者数<br>(No. of Students)  | 53,383 |
|                             |    |                 |    | 回答者数<br>(No. of Responses) | 7,162  |
|                             |    |                 |    | 回答率<br>(Response Rate)     | 13.4%  |

※履修情報は、2月10日時点の情報(※Enrollment information as of February 10)

Ⅱ. この授業についての意見に関する設問の回答ごとに見た視聴状況、学習時間

(The average view, and study time at each answer of questions regarding your opinions in the class.)

Q1.(話し方は適切だった。)の回答ごとに見た視聴状況、学習時間

(The way of speaking was appropriate.)

|                                    | 人数<br>(the number) | 回答数(No. of Responses)／回答率(Response rate) |                          |                          |                            |   |  |                                    |                          |
|------------------------------------|--------------------|--|--------------------------|--------------------------|----------------------------|---|--|------------------------------------|--------------------------|
|                                    |                    | 視聴状況<br>(view)                           |                          |                          | 学習時間<br>(study time)       |   |  |                                    |                          |
|                                    |                    | 80%以上<br>(80% and above)                 | 80%未満<br>(Less than 80%) | 無効回答<br>(Invalid answer) | 2時間以上<br>(2 hours or more) | 1～2時間<br>未満<br>(1 hour to less than<br>2 hours) | 30分～<br>1時間未満<br>(30 minutes to<br>less than 1 hour) | 30分未満<br>(Less than<br>30 minutes) | 無効回答<br>(Invalid answer) |
| ⑥とてもそう思う<br>(Strongly Agree)       | 3,769              | 3,668<br>97.3%                           | 97<br>2.6%               | 4<br>0.1%                | 1,194<br>31.7%             | 943<br>25.0%                                    | 806<br>21.4%   | 817<br>21.7%                       | 9<br>0.2%                |
| ⑤そう思う<br>(Agree)                   | 2,375              | 2,259<br>95.1%                           | 113<br>4.8%              | 3<br>0.1%                | 715<br>30.1%               | 643<br>27.1%                                    | 514<br>21.6%   | 501<br>21.1%                       | 2<br>0.1%                |
| ④ややそう思う<br>(Somewhat Agree)        | 737                | 654<br>88.7%                             | 82<br>11.1%              | 1<br>0.1%                | 191<br>25.9%               | 208<br>28.2%                                    | 147<br>19.9%   | 190<br>25.8%                       | 1<br>0.1%                |
| ③あまりそう思わない<br>(Somewhat Disagree)  | 169                | 144<br>85.2%                             | 25<br>14.8%              | 0<br>0.0%                | 54<br>32.0%                | 42<br>24.9%                                     | 29<br>17.2%  | 43<br>25.4%                        | 1<br>0.6%                |
| ②そう思わない<br>(Disagree)              | 38                 | 32<br>84.2%                              | 6<br>15.8%               | 0<br>0.0%                | 10<br>26.3%                | 13<br>34.2%                                     | 4<br>10.5%   | 11<br>28.9%                        | 0<br>0.0%                |
| ①まったくそう思わない<br>(Strongly Disagree) | 46                 | 35<br>76.1%                              | 11<br>23.9%              | 0<br>0.0%                | 13<br>28.3%                | 9<br>19.6%                                      | 5<br>10.9%   | 19<br>41.3%                        | 0<br>0.0%                |
| 無効回答<br>(Invalid answer)           | 28                 | 11<br>39.3%                              | 3<br>10.7%               | 14<br>50.0%              | 4<br>14.3%                 | 2<br>7.1%                                       | 3<br>10.7%   | 5<br>17.9%                         | 14<br>50.0%              |
| 計<br>(Total)                       | 7,162              | 6,803<br>95.0%                           | 337<br>4.7%              | 22<br>0.3%               | 2,181<br>30.5%             | 1,860<br>26.0%                                  | 1,508<br>21.1%                                       | 1,586<br>22.1%                     | 27<br>0.4%               |

Q2.(画面に映る文字や画像(図・写真)は見やすかった。)の回答ごとに見た視聴状況、学習時間

(The text and images (drawings, photographs) displayed on the screen were clearly visible.)

|                                    | 人数<br>(the number) | 回答数(No. of Responses)／回答率(Response rate) |                          |                          |                            |   |  |                                    |                          |
|------------------------------------|--------------------|--|--------------------------|--------------------------|----------------------------|---|--|------------------------------------|--------------------------|
|                                    |                    | 視聴状況<br>(view)                           |                          |                          | 学習時間<br>(study time)       |   |  |                                    |                          |
|                                    |                    | 80%以上<br>(80% and above)                 | 80%未満<br>(Less than 80%) | 無効回答<br>(Invalid answer) | 2時間以上<br>(2 hours or more) | 1～2時間<br>未満<br>(1 hour to less than<br>2 hours) | 30分～<br>1時間未満<br>(30 minutes to<br>less than 1 hour) | 30分未満<br>(Less than<br>30 minutes) | 無効回答<br>(Invalid answer) |
| ⑥とてもそう思う<br>(Strongly Agree)       | 3,808              | 3,692<br>97.0%                           | 111<br>2.9%              | 5<br>0.1%                | 1,148<br>30.1%             | 967<br>25.4%                                    | 832<br>21.8%   | 852<br>22.4%                       | 9<br>0.2%                |
| ⑤そう思う<br>(Agree)                   | 2,309              | 2,199<br>95.2%                           | 107<br>4.6%              | 3<br>0.1%                | 714<br>30.9%               | 634<br>27.5%                                    | 487<br>21.1%   | 471<br>20.4%                       | 3<br>0.1%                |
| ④ややそう思う<br>(Somewhat Agree)        | 722                | 646<br>89.5%                             | 76<br>10.5%              | 0<br>0.0%                | 207<br>28.7%               | 192<br>26.6%                                    | 146<br>20.2%   | 176<br>24.4%                       | 1<br>0.1%                |
| ③あまりそう思わない<br>(Somewhat Disagree)  | 207                | 183<br>88.4%                             | 24<br>11.6%              | 0<br>0.0%                | 80<br>38.6%                | 47<br>22.7%                                     | 29<br>14.0%  | 51<br>24.6%                        | 0<br>0.0%                |
| ②そう思わない<br>(Disagree)              | 41                 | 37<br>90.2%                              | 4<br>9.8%                | 0<br>0.0%                | 13<br>31.7%                | 9<br>22.0%                                      | 7<br>17.1%   | 12<br>29.3%                        | 0<br>0.0%                |
| ①まったくそう思わない<br>(Strongly Disagree) | 44                 | 32<br>72.7%                              | 12<br>27.3%              | 0<br>0.0%                | 12<br>27.3%                | 6<br>13.6%                                      | 6<br>13.6%   | 20<br>45.5%                        | 0<br>0.0%                |
| 無効回答<br>(Invalid answer)           | 31                 | 14<br>45.2%                              | 3<br>9.7%                | 14<br>45.2%              | 7<br>22.6%                 | 5<br>16.1%                                      | 1<br>3.2%  | 4<br>12.9%                         | 14<br>45.2%              |
| 計<br>(Total)                       | 7,162              | 6,803<br>95.0%                           | 337<br>4.7%              | 22<br>0.3%               | 2,181<br>30.5%             | 1,860<br>26.0%                                  | 1,508<br>21.1%                                       | 1,586<br>22.1%                     | 27<br>0.4%               |

Q3.(学生の理解を深めるための工夫(小テスト、課題、小レポート、グループワーク、予復習用の資料など)があった。)の回答ごとに見た視聴状況、学習時間

(This course showed various efforts (review sheets, quizzes, short essays, group work, videos for studying before and after class, clickers) to promote student comprehension.)

|                                    | 人数<br>(the number) | 回答数(No. of Responses)／回答率(Response rate) |                          |                          |                            |   |  |                                    |                          |
|------------------------------------|--------------------|--|--------------------------|--------------------------|----------------------------|---|--|------------------------------------|--------------------------|
|                                    |                    | 視聴状況<br>(view)                           |                          |                          | 学習時間<br>(study time)       |   |  |                                    |                          |
|                                    |                    | 80%以上<br>(80% and above)                 | 80%未満<br>(Less than 80%) | 無効回答<br>(Invalid answer) | 2時間以上<br>(2 hours or more) | 1～2時間<br>未満<br>(1 hour to less than<br>2 hours) | 30分～<br>1時間未満<br>(30 minutes to<br>less than 1 hour) | 30分未満<br>(Less than<br>30 minutes) | 無効回答<br>(Invalid answer) |
| ⑥とてもそう思う<br>(Strongly Agree)       | 3,402              | 3,319<br>97.6%                           | 79<br>2.3%               | 4<br>0.1%                | 1,132<br>33.3%             | 868<br>25.5%                                    | 725<br>21.3%   | 669<br>19.7%                       | 8<br>0.2%                |
| ⑤そう思う<br>(Agree)                   | 2,378              | 2,266<br>95.3%                           | 111<br>4.7%              | 1<br>0.0%                | 722<br>30.4%               | 636<br>26.7%                                    | 509<br>21.4%   | 506<br>21.3%                       | 5<br>0.2%                |
| ④ややそう思う<br>(Somewhat Agree)        | 880                | 792<br>90.0%                             | 87<br>9.9%               | 1<br>0.1%                | 214<br>24.3%               | 238<br>27.0%                                    | 192<br>21.8%   | 236<br>26.8%                       | 0<br>0.0%                |
| ③あまりそう思わない<br>(Somewhat Disagree)  | 275                | 249<br>90.5%                             | 25<br>9.1%               | 1<br>0.4%                | 68<br>24.7%                | 72<br>26.2%                                     | 46<br>16.7%  | 89<br>32.4%                        | 0<br>0.0%                |
| ②そう思わない<br>(Disagree)              | 97                 | 86<br>88.7%                              | 11<br>11.3%              | 0<br>0.0%                | 21<br>21.6%                | 22<br>22.7%                                     | 21<br>21.6%  | 33<br>34.0%                        | 0<br>0.0%                |
| ①まったくそう思わない<br>(Strongly Disagree) | 91                 | 71<br>78.0%                              | 20<br>22.0%              | 0<br>0.0%                | 20<br>22.0%                | 17<br>18.7%                                     | 8<br>8.8%  | 46<br>50.5%                        | 0<br>0.0%                |
| 無効回答<br>(Invalid answer)           | 39                 | 20<br>51.3%                              | 4<br>10.3%               | 15<br>38.5%              | 4<br>10.3%                 | 7<br>17.9%                                      | 7<br>17.9%   | 7<br>17.9%                         | 14<br>35.9%              |
| 計<br>(Total)                       | 7,162              | 6,803<br>95.0%                           | 337<br>4.7%              | 22<br>0.3%               | 2,181<br>30.5%             | 1,860<br>26.0%                                  | 1,508<br>21.1%                                       | 1,586<br>22.1%                     | 27<br>0.4%               |

2024年度秋学期「学生授業アンケート」集計結果

(Student Course Evaluation Results for Autumn-Term 2024)

早稲田大学

|                             |    |                 |    |                            |        |
|-----------------------------|----|-----------------|----|----------------------------|--------|
| 科目設置箇所名<br>(Name of School) | 全学 | 設問タイプ<br>(type) | IV | 履修者数<br>(No. of Students)  | 53,383 |
|                             |    |                 |    | 回答者数<br>(No. of Responses) | 7,162  |
|                             |    |                 |    | 回答率<br>(Response Rate)     | 13.4%  |

※履修情報は、2月10日時点の情報(※Enrollment information as of February 10)

Q4.(BBSやレビューシートなどを使ってコミュニケーションを十分にとることができた。)の回答ごとに見た視聴状況、学習時間  
(There was enough communication through the use of BBS and review sheets.)

|                                    | 人数<br>(the number) | 回答数(No. of Responses)／回答率(Response rate) |                          |                          |                            |  |   |                                 |                          |
|------------------------------------|--------------------|--|--------------------------|--------------------------|----------------------------|--|---|---------------------------------|--------------------------|
|                                    |                    | 視聴状況<br>(view)                           |                          |                          | 学習時間<br>(study time)       |  |   |                                 |                          |
|                                    |                    | 80%以上<br>(80% and above)                 | 80%未満<br>(Less than 80%) | 無効回答<br>(Invalid answer) | 2時間以上<br>(2 hours or more) | 1～2時間<br>未満<br>(1 hour to less than 2 hours) | 30分～<br>1時間未満<br>(30 minutes to less than 1 hour) | 30分未満<br>(Less than 30 minutes) | 無効回答<br>(Invalid answer) |
| ⑥とてもそう思う<br>(Strongly Agree)       | 2,426              | 2,369<br>97.7%                           | 53<br>2.2%               | 4<br>0.2%                | 874<br>36.0%               | 608<br>25.1%                                 | 486<br>20.0%                                      | 451<br>18.6%                    | 7<br>0.3%                |
| ⑤そう思う<br>(Agree)                   | 2,020              | 1,936<br>95.8%                           | 83<br>4.1%               | 1<br>0.0%                | 624<br>30.9%               | 584<br>28.9%                                 | 417<br>20.6%                                      | 393<br>19.5%                    | 2<br>0.1%                |
| ④ややそう思う<br>(Somewhat Agree)        | 1,280              | 1,201<br>93.8%                           | 79<br>6.2%               | 0<br>0.0%                | 351<br>27.4%               | 322<br>25.2%                                 | 300<br>23.4%                                      | 304<br>23.8%                    | 3<br>0.2%                |
| ③あまりそう思わない<br>(Somewhat Disagree)  | 843                | 772<br>91.6%                             | 69<br>8.2%               | 2<br>0.2%                | 218<br>25.9%               | 227<br>26.9%                                 | 179<br>21.2%                                      | 218<br>25.9%                    | 1<br>0.1%                |
| ②そう思わない<br>(Disagree)              | 303                | 283<br>93.4%                             | 19<br>6.3%               | 1<br>0.3%                | 61<br>20.1%                | 61<br>20.1%                                  | 78<br>25.7%                                       | 103<br>34.0%                    | 0<br>0.0%                |
| ①まったくそう思わない<br>(Strongly Disagree) | 241                | 210<br>87.1%                             | 31<br>12.9%              | 0<br>0.0%                | 49<br>20.3%                | 44<br>18.3%                                  | 44<br>18.3%                                       | 104<br>43.2%                    | 0<br>0.0%                |
| 無効回答<br>(Invalid answer)           | 49                 | 32<br>65.3%                              | 3<br>6.1%                | 14<br>28.6%              | 4<br>8.2%                  | 14<br>28.6%                                  | 4<br>8.2%   | 13<br>26.5%                     | 14<br>28.6%              |
| 計<br>(Total)                       | 7,162              | 6,803<br>95.0%                           | 337<br>4.7%              | 22<br>0.3%               | 2,181<br>30.5%             | 1,860<br>26.0%                               | 1,508<br>21.1%                                    | 1,586<br>22.1%                  | 27<br>0.4%               |

Q5.(この授業では効果的に学生の参加(オンライン上での質問や発言など)を促していた。)の回答ごとに見た視聴状況、学習時間  
(This course effectively promoted student participation (asking questions and giving remarks online).)

|                                    | 人数<br>(the number) | 回答数(No. of Responses)／回答率(Response rate) |                          |                          |                            |  |   |                                 |                          |
|------------------------------------|--------------------|--|--------------------------|--------------------------|----------------------------|--|---|---------------------------------|--------------------------|
|                                    |                    | 視聴状況<br>(view)                           |                          |                          | 学習時間<br>(study time)       |  |   |                                 |                          |
|                                    |                    | 80%以上<br>(80% and above)                 | 80%未満<br>(Less than 80%) | 無効回答<br>(Invalid answer) | 2時間以上<br>(2 hours or more) | 1～2時間<br>未満<br>(1 hour to less than 2 hours) | 30分～<br>1時間未満<br>(30 minutes to less than 1 hour) | 30分未満<br>(Less than 30 minutes) | 無効回答<br>(Invalid answer) |
| ⑥とてもそう思う<br>(Strongly Agree)       | 2,445              | 2,371<br>97.0%                           | 71<br>2.9%               | 3<br>0.1%                | 945<br>38.7%               | 629<br>25.7%                                 | 475<br>19.4%                                      | 392<br>16.0%                    | 4<br>0.2%                |
| ⑤そう思う<br>(Agree)                   | 1,895              | 1,834<br>96.8%                           | 59<br>3.1%               | 2<br>0.1%                | 596<br>31.5%               | 529<br>27.9%                                 | 387<br>20.4%                                      | 378<br>19.9%                    | 5<br>0.3%                |
| ④ややそう思う<br>(Somewhat Agree)        | 1,310              | 1,221<br>93.2%                           | 89<br>6.8%               | 0<br>0.0%                | 309<br>23.6%               | 332<br>25.3%                                 | 335<br>25.6%                                      | 333<br>25.4%                    | 1<br>0.1%                |
| ③あまりそう思わない<br>(Somewhat Disagree)  | 838                | 781<br>93.2%                             | 56<br>6.7%               | 1<br>0.1%                | 196<br>23.4%               | 217<br>25.9%                                 | 175<br>20.9%                                      | 248<br>29.6%                    | 2<br>0.2%                |
| ②そう思わない<br>(Disagree)              | 345                | 319<br>92.5%                             | 25<br>7.2%               | 1<br>0.3%                | 70<br>20.3%                | 82<br>23.8%                                  | 81<br>23.5%                                       | 111<br>32.2%                    | 1<br>0.3%                |
| ①まったくそう思わない<br>(Strongly Disagree) | 288                | 255<br>88.5%                             | 32<br>11.1%              | 1<br>0.3%                | 56<br>19.4%                | 65<br>22.6%                                  | 53<br>18.4%                                       | 114<br>39.6%                    | 0<br>0.0%                |
| 無効回答<br>(Invalid answer)           | 41                 | 22<br>53.7%                              | 5<br>12.2%               | 14<br>34.1%              | 9<br>22.0%                 | 6<br>14.6%                                   | 2<br>4.9%   | 10<br>24.4%                     | 14<br>34.1%              |
| 計<br>(Total)                       | 7,162              | 6,803<br>95.0%                           | 337<br>4.7%              | 22<br>0.3%               | 2,181<br>30.5%             | 1,860<br>26.0%                               | 1,508<br>21.1%                                    | 1,586<br>22.1%                  | 27<br>0.4%               |

Q6.(この授業では授業課題や学生の参加(オンライン上での質問や発言など)に関して効果的なフィードバックがあった。)の回答ごとに見た視聴状況、学習時間  
(This course provided effective feedback about class assignments and student participation (asking questions and giving remarks online).)

|                                    | 人数<br>(the number) | 回答数(No. of Responses)／回答率(Response rate) |                          |                          |                            |  |   |                                 |                          |
|------------------------------------|--------------------|--|--------------------------|--------------------------|----------------------------|--|---|---------------------------------|--------------------------|
|                                    |                    | 視聴状況<br>(view)                           |                          |                          | 学習時間<br>(study time)       |  |   |                                 |                          |
|                                    |                    | 80%以上<br>(80% and above)                 | 80%未満<br>(Less than 80%) | 無効回答<br>(Invalid answer) | 2時間以上<br>(2 hours or more) | 1～2時間<br>未満<br>(1 hour to less than 2 hours) | 30分～<br>1時間未満<br>(30 minutes to less than 1 hour) | 30分未満<br>(Less than 30 minutes) | 無効回答<br>(Invalid answer) |
| ⑥とてもそう思う<br>(Strongly Agree)       | 2,518              | 2,455<br>97.5%                           | 61<br>2.4%               | 2<br>0.1%                | 913<br>36.3%               | 638<br>25.3%                                 | 527<br>20.9%                                      | 434<br>17.2%                    | 6<br>0.2%                |
| ⑤そう思う<br>(Agree)                   | 2,006              | 1,928<br>96.1%                           | 77<br>3.8%               | 1<br>0.0%                | 603<br>30.1%               | 543<br>27.1%                                 | 422<br>21.0%                                      | 434<br>21.6%                    | 4<br>0.2%                |
| ④ややそう思う<br>(Somewhat Agree)        | 1,276              | 1,185<br>92.9%                           | 90<br>7.1%               | 1<br>0.1%                | 315<br>24.7%               | 354<br>27.7%                                 | 283<br>22.2%                                      | 324<br>25.4%                    | 0<br>0.0%                |
| ③あまりそう思わない<br>(Somewhat Disagree)  | 794                | 740<br>93.2%                             | 53<br>6.7%               | 1<br>0.1%                | 211<br>26.6%               | 207<br>26.1%                                 | 175<br>22.0%                                      | 199<br>25.1%                    | 2<br>0.3%                |
| ②そう思わない<br>(Disagree)              | 294                | 276<br>93.9%                             | 18<br>6.1%               | 0<br>0.0%                | 82<br>27.9%                | 62<br>21.1%                                  | 58<br>19.7%                                       | 92<br>31.3%                     | 0<br>0.0%                |
| ①まったくそう思わない<br>(Strongly Disagree) | 218                | 183<br>83.9%                             | 33<br>15.1%              | 2<br>0.9%                | 49<br>22.5%                | 45<br>20.6%                                  | 36<br>16.5%                                       | 88<br>40.4%                     | 0<br>0.0%                |
| 無効回答<br>(Invalid answer)           | 56                 | 36<br>64.3%                              | 5<br>8.9%                | 15<br>26.8%              | 8<br>14.3%                 | 11<br>19.6%                                  | 7<br>12.5%  | 15<br>26.8%                     | 15<br>26.8%              |
| 計<br>(Total)                       | 7,162              | 6,803<br>95.0%                           | 337<br>4.7%              | 22<br>0.3%               | 2,181<br>30.5%             | 1,860<br>26.0%                               | 1,508<br>21.1%                                    | 1,586<br>22.1%                  | 27<br>0.4%               |

2024年度秋学期「学生授業アンケート」集計結果

(Student Course Evaluation Results for Autumn-Term 2024)

早稲田大学

|                             |    |                 |    |                            |        |
|-----------------------------|----|-----------------|----|----------------------------|--------|
| 科目設置箇所名<br>(Name of School) | 全学 | 設問タイプ<br>(type) | IV | 履修者数<br>(No. of Students)  | 53,383 |
|                             |    |                 |    | 回答者数<br>(No. of Responses) | 7,162  |
|                             |    |                 |    | 回答率<br>(Response Rate)     | 13.4%  |

※履修情報は、2月10日時点の情報(※Enrollment information as of February 10)

Q7.(授業を通じて学生が問題や課題を考えたり、見出したりする機会があった。)の回答ごとに見た視聴状況、学習時間  
(Throughout the course, there were opportunities for students to find and think about problems and challenges.)

|                                    | 人数<br>(the number) | 回答数(No. of Responses)／回答率(Response rate) |                          |                          |                            |   |  |                                    |                          |
|------------------------------------|--------------------|--|--------------------------|--------------------------|----------------------------|---|--|------------------------------------|--------------------------|
|                                    |                    | 視聴状況<br>(view)                           |                          |                          | 学習時間<br>(study time)       |   |  |                                    |                          |
|                                    |                    | 80%以上<br>(80% and above)                 | 80%未満<br>(Less than 80%) | 無効回答<br>(Invalid answer) | 2時間以上<br>(2 hours or more) | 1～2時間<br>未満<br>(1 hour to less than<br>2 hours) | 30分～<br>1時間未満<br>(30 minutes to<br>less than 1 hour) | 30分未満<br>(Less than<br>30 minutes) | 無効回答<br>(Invalid answer) |
| ⑥とてもそう思う<br>(Strongly Agree)       | 2,749              | 2,678                                    | 68                       | 3                        | 1,020                      | 730   | 543  | 449                                | 7                        |
|                                    |                    | 97.4%                                    | 2.5%                     | 0.1%                     | 37.1%                      | 26.6%   | 19.8%  | 16.3%                              | 0.3%                     |
| ⑤そう思う<br>(Agree)                   | 2,273              | 2,179                                    | 92                       | 2                        | 682                        | 619   | 510  | 457                                | 5                        |
|                                    |                    | 95.9%                                    | 4.0%                     | 0.1%                     | 30.0%                      | 27.2%   | 22.4%  | 20.1%                              | 0.2%                     |
| ④ややそう思う<br>(Somewhat Agree)        | 1,246              | 1,153                                    | 93                       | 0                        | 296                        | 323   | 274  | 353                                | 0                        |
|                                    |                    | 92.5%                                    | 7.5%                     | 0.0%                     | 23.8%                      | 25.9%   | 22.0%  | 28.3%                              | 0.0%                     |
| ③あまりそう思わない<br>(Somewhat Disagree)  | 542                | 500                                      | 41                       | 1                        | 112                        | 129   | 117  | 183                                | 1                        |
|                                    |                    | 92.3%                                    | 7.6%                     | 0.2%                     | 20.7%                      | 23.8%   | 21.6%  | 33.8%                              | 0.2%                     |
| ②そう思わない<br>(Disagree)              | 155                | 143                                      | 11                       | 1                        | 32                         | 33  | 31   | 59                                 | 0                        |
|                                    |                    | 92.3%                                    | 7.1%                     | 0.6%                     | 20.6%                      | 21.3%   | 20.0%  | 38.1%                              | 0.0%                     |
| ①まったくそう思わない<br>(Strongly Disagree) | 147                | 118                                      | 28                       | 1                        | 29                         | 19  | 25   | 74                                 | 0                        |
|                                    |                    | 80.3%                                    | 19.0%                    | 0.7%                     | 19.7%                      | 12.9%   | 17.0%  | 50.3%                              | 0.0%                     |
| 無効回答<br>(Invalid answer)           | 50                 | 32                                       | 4                        | 14                       | 10                         | 7   | 8  | 11                                 | 14                       |
|                                    |                    | 64.0%                                    | 8.0%                     | 28.0%                    | 20.0%                      | 14.0%   | 16.0%  | 22.0%                              | 28.0%                    |
| 計<br>(Total)                       | 7,162              | 6,803                                    | 337                      | 22                       | 2,181                      | 1,860   | 1,508  | 1,586                              | 27                       |
|                                    |                    | 95.0%                                    | 4.7%                     | 0.3%                     | 30.5%                      | 26.0%   | 21.1%  | 22.1%                              | 0.4%                     |

Q8.(問題や課題について改善策や解決策を議論する機会があった。)の回答ごとに見た視聴状況、学習時間  
(There was an opportunity to discuss solutions and improvement plans for problems and challenges.)

|                                    | 人数<br>(the number) | 回答数(No. of Responses)／回答率(Response rate) |                          |                          |                            |   |  |                                    |                          |
|------------------------------------|--------------------|--|--------------------------|--------------------------|----------------------------|---|--|------------------------------------|--------------------------|
|                                    |                    | 視聴状況<br>(view)                           |                          |                          | 学習時間<br>(study time)       |   |  |                                    |                          |
|                                    |                    | 80%以上<br>(80% and above)                 | 80%未満<br>(Less than 80%) | 無効回答<br>(Invalid answer) | 2時間以上<br>(2 hours or more) | 1～2時間<br>未満<br>(1 hour to less than<br>2 hours) | 30分～<br>1時間未満<br>(30 minutes to<br>less than 1 hour) | 30分未満<br>(Less than<br>30 minutes) | 無効回答<br>(Invalid answer) |
| ⑥とてもそう思う<br>(Strongly Agree)       | 2,129              | 2,080                                    | 47                       | 2                        | 777                        | 558   | 436  | 353                                | 5                        |
|                                    |                    | 97.7%                                    | 2.2%                     | 0.1%                     | 36.5%                      | 26.2%   | 20.5%  | 16.6%                              | 0.2%                     |
| ⑤そう思う<br>(Agree)                   | 1,797              | 1,717                                    | 77                       | 3                        | 606                        | 486   | 367  | 335                                | 3                        |
|                                    |                    | 95.5%                                    | 4.3%                     | 0.2%                     | 33.7%                      | 27.0%   | 20.4%  | 18.6%                              | 0.2%                     |
| ④ややそう思う<br>(Somewhat Agree)        | 1,385              | 1,287                                    | 98                       | 0                        | 374                        | 394   | 299  | 316                                | 2                        |
|                                    |                    | 92.9%                                    | 7.1%                     | 0.0%                     | 27.0%                      | 28.4%   | 21.6%  | 22.8%                              | 0.1%                     |
| ③あまりそう思わない<br>(Somewhat Disagree)  | 1,073              | 1,020                                    | 52                       | 1                        | 273                        | 260   | 221  | 317                                | 2                        |
|                                    |                    | 95.1%                                    | 4.8%                     | 0.1%                     | 25.4%                      | 24.2%   | 20.6%  | 29.5%                              | 0.2%                     |
| ②そう思わない<br>(Disagree)              | 416                | 393                                      | 23                       | 0                        | 83                         | 92  | 106  | 135                                | 0                        |
|                                    |                    | 94.5%                                    | 5.5%                     | 0.0%                     | 20.0%                      | 22.1%   | 25.5%  | 32.5%                              | 0.0%                     |
| ①まったくそう思わない<br>(Strongly Disagree) | 312                | 274                                      | 36                       | 2                        | 59                         | 63  | 72   | 117                                | 1                        |
|                                    |                    | 87.8%                                    | 11.5%                    | 0.6%                     | 18.9%                      | 20.2%   | 23.1%  | 37.5%                              | 0.3%                     |
| 無効回答<br>(Invalid answer)           | 50                 | 32                                       | 4                        | 14                       | 9                          | 7   | 7  | 13                                 | 14                       |
|                                    |                    | 64.0%                                    | 8.0%                     | 28.0%                    | 18.0%                      | 14.0%   | 14.0%  | 26.0%                              | 28.0%                    |
| 計<br>(Total)                       | 7,162              | 6,803                                    | 337                      | 22                       | 2,181                      | 1,860   | 1,508  | 1,586                              | 27                       |
|                                    |                    | 95.0%                                    | 4.7%                     | 0.3%                     | 30.5%                      | 26.0%   | 21.1%  | 22.1%                              | 0.4%                     |

Q9.(シラバスで示された到達目標が達成されるように、授業が行われた。)の回答ごとに見た視聴状況、学習時間  
(The course was conducted in accordance with the objectives stated in the syllabus.)

|                                    | 人数<br>(the number) | 回答数(No. of Responses)／回答率(Response rate) |                          |                          |                            |   |  |                                    |                          |
|------------------------------------|--------------------|--|--------------------------|--------------------------|----------------------------|---|--|------------------------------------|--------------------------|
|                                    |                    | 視聴状況<br>(view)                           |                          |                          | 学習時間<br>(study time)       |   |  |                                    |                          |
|                                    |                    | 80%以上<br>(80% and above)                 | 80%未満<br>(Less than 80%) | 無効回答<br>(Invalid answer) | 2時間以上<br>(2 hours or more) | 1～2時間<br>未満<br>(1 hour to less than<br>2 hours) | 30分～<br>1時間未満<br>(30 minutes to<br>less than 1 hour) | 30分未満<br>(Less than<br>30 minutes) | 無効回答<br>(Invalid answer) |
| ⑥とてもそう思う<br>(Strongly Agree)       | 3,353              | 3,267                                    | 83                       | 3                        | 1,118                      | 857   | 711  | 658                                | 9                        |
|                                    |                    | 97.4%                                    | 2.5%                     | 0.1%                     | 33.3%                      | 25.6%   | 21.2%  | 19.6%                              | 0.3%                     |
| ⑤そう思う<br>(Agree)                   | 2,732              | 2,607                                    | 122                      | 3                        | 777                        | 733   | 598  | 620                                | 4                        |
|                                    |                    | 95.4%                                    | 4.5%                     | 0.1%                     | 28.4%                      | 26.8%   | 21.9%  | 22.7%                              | 0.1%                     |
| ④ややそう思う<br>(Somewhat Agree)        | 820                | 736                                      | 84                       | 0                        | 215                        | 216   | 166  | 223                                | 0                        |
|                                    |                    | 89.8%                                    | 10.2%                    | 0.0%                     | 26.2%                      | 26.3%   | 20.2%  | 27.2%                              | 0.0%                     |
| ③あまりそう思わない<br>(Somewhat Disagree)  | 146                | 119                                      | 26                       | 1                        | 43                         | 38  | 19   | 46                                 | 0                        |
|                                    |                    | 81.5%                                    | 17.8%                    | 0.7%                     | 29.5%                      | 26.0%   | 13.0%  | 31.5%                              | 0.0%                     |
| ②そう思わない<br>(Disagree)              | 31                 | 27                                       | 4                        | 0                        | 10                         | 6   | 5  | 10                                 | 0                        |
|                                    |                    | 87.1%                                    | 12.9%                    | 0.0%                     | 32.3%                      | 19.4%   | 16.1%  | 32.3%                              | 0.0%                     |
| ①まったくそう思わない<br>(Strongly Disagree) | 43                 | 28                                       | 15                       | 0                        | 13                         | 5   | 3  | 22                                 | 0                        |
|                                    |                    | 65.1%                                    | 34.9%                    | 0.0%                     | 30.2%                      | 11.6%   | 7.0%   | 51.2%                              | 0.0%                     |
| 無効回答<br>(Invalid answer)           | 37                 | 19                                       | 3                        | 15                       | 5                          | 5   | 6  | 7                                  | 14                       |
|                                    |                    | 51.4%                                    | 8.1%                     | 40.5%                    | 13.5%                      | 13.5%   | 16.2%  | 18.9%                              | 37.8%                    |
| 計<br>(Total)                       | 7,162              | 6,803                                    | 337                      | 22                       | 2,181                      | 1,860   | 1,508  | 1,586                              | 27                       |
|                                    |                    | 95.0%                                    | 4.7%                     | 0.3%                     | 30.5%                      | 26.0%   | 21.1%  | 22.1%                              | 0.4%                     |

2024年度秋学期「学生授業アンケート」集計結果

(Student Course Evaluation Results for Autumn-Term 2024)

早稲田大学

|                             |    |                 |    |                            |        |
|-----------------------------|----|-----------------|----|----------------------------|--------|
| 科目設置箇所名<br>(Name of School) | 全学 | 設問タイプ<br>(type) | IV | 履修者数<br>(No. of Students)  | 53,383 |
|                             |    |                 |    | 回答者数<br>(No. of Responses) | 7,162  |
|                             |    |                 |    | 回答率<br>(Response Rate)     | 13.4%  |

※履修情報は、2月10日時点の情報(※Enrollment information as of February 10)

Q10.(課題の量は適切だった。)の組み合わせは適切だったか。)の回答ごとに見た出席状況、学習時間  
(The amount of assignments was appropriate.)

|                                    | 人数<br>(the number) | 回答数(No. of Responses)／回答率(Response rate) |                          |                          |                            |  |   |                                 |                          |
|------------------------------------|--------------------|--|--------------------------|--------------------------|----------------------------|--|---|---------------------------------|--------------------------|
|                                    |                    | 視聴状況<br>(view)                           |                          |                          | 学習時間<br>(study time)       |  |   |                                 |                          |
|                                    |                    | 80%以上<br>(80% and above)                 | 80%未満<br>(Less than 80%) | 無効回答<br>(Invalid answer) | 2時間以上<br>(2 hours or more) | 1～2時間<br>未満<br>(1 hour to less than 2 hours) | 30分～<br>1時間未満<br>(30 minutes to less than 1 hour) | 30分未満<br>(Less than 30 minutes) | 無効回答<br>(Invalid answer) |
| ⑥とてもそう思う<br>(Strongly Agree)       | 3,206              | 3,129<br>97.6%                           | 72<br>2.2%               | 5<br>0.2%                | 908<br>28.3%               | 805<br>25.1%                                 | 708<br>22.1%                                      | 778<br>24.3%                    | 7<br>0.2%                |
| ⑤そう思う<br>(Agree)                   | 2,596              | 2,469<br>95.1%                           | 124<br>4.8%              | 3<br>0.1%                | 797<br>30.7%               | 698<br>26.9%                                 | 561<br>21.6%                                      | 536<br>20.6%                    | 4<br>0.2%                |
| ④ややそう思う<br>(Somewhat Agree)        | 901                | 824<br>91.5%                             | 77<br>8.5%               | 0<br>0.0%                | 297<br>33.0%               | 255<br>28.3%                                 | 177<br>19.6%                                      | 170<br>18.9%                    | 2<br>0.2%                |
| ③あまりそう思わない<br>(Somewhat Disagree)  | 267                | 234<br>87.6%                             | 33<br>12.4%              | 0<br>0.0%                | 118<br>44.2%               | 62<br>23.2%                                  | 40<br>15.0%                                       | 47<br>17.6%                     | 0<br>0.0%                |
| ②そう思わない<br>(Disagree)              | 91                 | 80<br>87.9%                              | 11<br>12.1%              | 0<br>0.0%                | 34<br>37.4%                | 28<br>30.8%                                  | 10<br>11.0%                                       | 19<br>20.9%                     | 0<br>0.0%                |
| ①まったくそう思わない<br>(Strongly Disagree) | 61                 | 45<br>73.8%                              | 16<br>26.2%              | 0<br>0.0%                | 21<br>34.4%                | 7<br>11.5%                                   | 6<br>9.8%   | 27<br>44.3%                     | 0<br>0.0%                |
| 無効回答<br>(Invalid answer)           | 40                 | 22<br>55.0%                              | 4<br>10.0%               | 14<br>35.0%              | 6<br>15.0%                 | 5<br>12.5%                                   | 6<br>15.0%  | 9<br>22.5%                      | 14<br>35.0%              |
| 計<br>(Total)                       | 7,162              | 6,803<br>95.0%                           | 337<br>4.7%              | 22<br>0.3%               | 2,181<br>30.5%             | 1,860<br>26.0%                               | 1,508<br>21.1%                                    | 1,586<br>22.1%                  | 27<br>0.4%               |

Q11.(各授業の到達目標を達成するうえで、授業内容と授業形態(対面・リアルタイム配信・オンデマンドなど)の組み合わせは適切だったか。)の組み合わせは適切だったか。)の回答ごとに見た出席状況、学習時間  
(Was the combination of the course content and class modality (in-person, realtime streaming, on-demand) appropriate in achieving each class's objectives?)

|                                    | 人数<br>(the number) | 回答数(No. of Responses)／回答率(Response rate) |                          |                          |                            |  |   |                                 |                          |
|------------------------------------|--------------------|--|--------------------------|--------------------------|----------------------------|--|---|---------------------------------|--------------------------|
|                                    |                    | 視聴状況<br>(view)                           |                          |                          | 学習時間<br>(study time)       |  |   |                                 |                          |
|                                    |                    | 80%以上<br>(80% and above)                 | 80%未満<br>(Less than 80%) | 無効回答<br>(Invalid answer) | 2時間以上<br>(2 hours or more) | 1～2時間<br>未満<br>(1 hour to less than 2 hours) | 30分～<br>1時間未満<br>(30 minutes to less than 1 hour) | 30分未満<br>(Less than 30 minutes) | 無効回答<br>(Invalid answer) |
| ⑥とてもそう思う<br>(Strongly Agree)       | 3,520              | 3,427<br>97.4%                           | 88<br>2.5%               | 5<br>0.1%                | 1,047<br>29.7%             | 882<br>25.1%                                 | 779<br>22.1%                                      | 802<br>22.8%                    | 10<br>0.3%               |
| ⑤そう思う<br>(Agree)                   | 2,539              | 2,418<br>95.2%                           | 117<br>4.6%              | 4<br>0.2%                | 772<br>30.4%               | 684<br>26.9%                                 | 536<br>21.1%                                      | 542<br>21.3%                    | 5<br>0.2%                |
| ④ややそう思う<br>(Somewhat Agree)        | 756                | 677<br>89.6%                             | 79<br>10.4%              | 0<br>0.0%                | 246<br>32.5%               | 213<br>28.2%                                 | 145<br>19.2%                                      | 152<br>20.1%                    | 0<br>0.0%                |
| ③あまりそう思わない<br>(Somewhat Disagree)  | 182                | 163<br>89.6%                             | 19<br>10.4%              | 0<br>0.0%                | 74<br>40.7%                | 51<br>28.0%                                  | 27<br>14.8%                                       | 30<br>16.5%                     | 0<br>0.0%                |
| ②そう思わない<br>(Disagree)              | 46                 | 38<br>82.6%                              | 8<br>17.4%               | 0<br>0.0%                | 15<br>32.6%                | 8<br>17.4%                                   | 6<br>13.0%  | 17<br>37.0%                     | 0<br>0.0%                |
| ①まったくそう思わない<br>(Strongly Disagree) | 73                 | 53<br>72.6%                              | 19<br>26.0%              | 1<br>1.4%                | 18<br>24.7%                | 15<br>20.5%                                  | 6<br>8.2%   | 34<br>46.6%                     | 0<br>0.0%                |
| 無効回答<br>(Invalid answer)           | 46                 | 27<br>58.7%                              | 7<br>15.2%               | 12<br>26.1%              | 9<br>19.6%                 | 7<br>15.2%                                   | 9<br>19.6%  | 9<br>19.6%                      | 12<br>26.1%              |
| 計<br>(Total)                       | 7,162              | 6,803<br>95.0%                           | 337<br>4.7%              | 22<br>0.3%               | 2,181<br>30.5%             | 1,860<br>26.0%                               | 1,508<br>21.1%                                    | 1,586<br>22.1%                  | 27<br>0.4%               |

Q12.(総合的にみてこの授業は有意義だった。)の組み合わせは適切だったか。)の回答ごとに見た出席状況、学習時間  
(Overall, this course was beneficial.)

|                                    | 人数<br>(the number) | 回答数(No. of Responses)／回答率(Response rate) |                          |                          |                            |  |   |                                 |                          |
|------------------------------------|--------------------|--|--------------------------|--------------------------|----------------------------|--|---|---------------------------------|--------------------------|
|                                    |                    | 視聴状況<br>(view)                           |                          |                          | 学習時間<br>(study time)       |  |   |                                 |                          |
|                                    |                    | 80%以上<br>(80% and above)                 | 80%未満<br>(Less than 80%) | 無効回答<br>(Invalid answer) | 2時間以上<br>(2 hours or more) | 1～2時間<br>未満<br>(1 hour to less than 2 hours) | 30分～<br>1時間未満<br>(30 minutes to less than 1 hour) | 30分未満<br>(Less than 30 minutes) | 無効回答<br>(Invalid answer) |
| ⑥とてもそう思う<br>(Strongly Agree)       | 3,806              | 3,715<br>97.6%                           | 86<br>2.3%               | 5<br>0.1%                | 1,249<br>32.8%             | 984<br>25.9%                                 | 797<br>20.9%                                      | 768<br>20.2%                    | 8<br>0.2%                |
| ⑤そう思う<br>(Agree)                   | 2,352              | 2,233<br>94.9%                           | 116<br>4.9%              | 3<br>0.1%                | 638<br>27.1%               | 635<br>27.0%                                 | 525<br>22.3%                                      | 548<br>23.3%                    | 6<br>0.3%                |
| ④ややそう思う<br>(Somewhat Agree)        | 660                | 579<br>87.7%                             | 80<br>12.1%              | 1<br>0.2%                | 211<br>32.0%               | 172<br>26.1%                                 | 129<br>19.5%                                      | 148<br>22.4%                    | 0<br>0.0%                |
| ③あまりそう思わない<br>(Somewhat Disagree)  | 151                | 129<br>85.4%                             | 22<br>14.6%              | 0<br>0.0%                | 33<br>21.9%                | 35<br>23.2%                                  | 29<br>19.2%                                       | 54<br>35.8%                     | 0<br>0.0%                |
| ②そう思わない<br>(Disagree)              | 66                 | 58<br>87.9%                              | 8<br>12.1%               | 0<br>0.0%                | 18<br>27.3%                | 12<br>18.2%                                  | 9<br>13.6%  | 27<br>40.9%                     | 0<br>0.0%                |
| ①まったくそう思わない<br>(Strongly Disagree) | 62                 | 43<br>69.4%                              | 19<br>30.6%              | 0<br>0.0%                | 15<br>24.2%                | 11<br>17.7%                                  | 6<br>9.7%   | 30<br>48.4%                     | 0<br>0.0%                |
| 無効回答<br>(Invalid answer)           | 65                 | 46<br>70.8%                              | 6<br>9.2%                | 13<br>20.0%              | 17<br>26.2%                | 11<br>16.9%                                  | 13<br>20.0%                                       | 11<br>16.9%                     | 13<br>20.0%              |
| 計<br>(Total)                       | 7,162              | 6,803<br>95.0%                           | 337<br>4.7%              | 22<br>0.3%               | 2,181<br>30.5%             | 1,860<br>26.0%                               | 1,508<br>21.1%                                    | 1,586<br>22.1%                  | 27<br>0.4%               |



2024年度秋学期「学生授業アンケート」集計結果

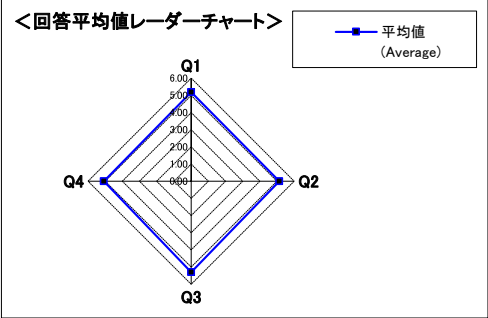
(Student Course Evaluation Results for Autumn-Term 2024)

早稲田大学

|                             |    |                 |    |                            |        |
|-----------------------------|----|-----------------|----|----------------------------|--------|
| 科目設置箇所名<br>(Name of School) | 全学 | 設問タイプ<br>(type) | IV | 履修者数<br>(No. of Students)  | 53,383 |
|                             |    |                 |    | 回答者数<br>(No. of Responses) | 7,162  |
|                             |    |                 |    | 回答率<br>(Response Rate)     | 13.4%  |

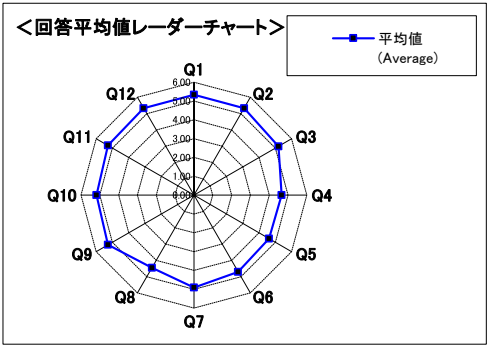
※履修情報は、2月10日時点の情報(※Enrollment information as of February 10)

I. あなた自身のことに関する設問 チャート



| 設問文(Question text)                 | 平均値<br>(Average) |
|------------------------------------|------------------|
| Q1.この授業の目的、到達目標、求められた課題について把握していた。 | 5.19             |
| Q2.計画的に学習を進めることができた。               | 5.14             |
| Q3.この授業を理解するために努力した。               | 5.30             |
| Q4.この授業の内容をよく理解できた。                | 5.08             |

II. この授業についての意見に関する設問 チャート



| 設問文(Question text)   | 平均値<br>(Average) |
|--|------------------|
| Q1.話し方は適切だった。  | 5.34             |
| Q2.画面に映る文字や画像(図・写真)は見やすかった。  | 5.33             |
| Q3.学生の理解を深めるための工夫(小テスト、課題、小レポート、グループワーク、予復習用の資料など)があった。            | 5.18             |
| Q4.BBSやレビューシートなどを使ってコミュニケーションを十分にとることができた。                         | 4.66             |
| Q5.この授業では効果的に学生の参加(オンライン上での質問や発言など)を促していた。                         | 4.62             |
| Q6.この授業では授業課題や学生の参加(オンライン上での質問や発言など)に関して効果的なフィードバックがあった。           | 4.70             |
| Q7.授業を通じて学生が問題や課題を考えたり、見出したりする機会があった。                              | 4.91             |
| Q8.問題や課題について改善策や解決策を議論する機会があった。                                    | 4.45             |
| Q9.シラバスで示された到達目標が達成されるように、授業が行われた。                                 | 5.28             |
| Q10.課題の量は適切だった。  | 5.18             |
| Q11.各授業の到達目標を達成するうえで、授業内容と授業形態(対面・リアルタイム配信・オンデマンドなど)の組み合わせは適切だったか。 | 5.28             |
| Q12.総合的にみてこの授業は有意義だった。   | 5.34             |

2024年度秋学期「学生授業アンケート」集計結果

(Student Course Evaluation Results for Autumn-Term 2024)

早稲田大学

|                             |    |                 |   |                            |       |
|-----------------------------|----|-----------------|---|----------------------------|-------|
| 科目設置箇所名<br>(Name of School) | 全学 | 設問タイプ<br>(type) | V | 履修者数<br>(No. of Students)  | 2,567 |
|                             |    |                 |   | 回答者数<br>(No. of Responses) | 866   |
|                             |    |                 |   | 回答率<br>(Response Rate)     | 33.7% |

※履修情報は、2月10日時点の情報 (※Enrollment information as of February 10)

I. 履修要件

| (Degree program requirements) |  | ③選択(Elective) ②選択必修(Compulsory Elective) ①必修(Compulsory) |   |   |      |      |      |                          |              |                  |
|-------------------------------|--|--|---|---|------|------|------|--------------------------|--------------|------------------|
| No.                           | 設問文(Question text)   | 回答数(No. of Responses)／回答率(Response rate)                 |   |   |      |      |      | 無効回答<br>(Invalid answer) | 計<br>(Total) | 平均値<br>(Average) |
|                               |  | ⑥  | ⑤ | ④ | ③    | ②    | ①    |                          |              |                  |
| 1                             | この授業について当てはまるものを選んでください。<br>(Select the option that best describes this course.) | -  | - | - | 409  | 258  | 180  | 19                       | 866          | -                |
|                               |  | -  | - | - | 47.2 | 29.8 | 20.8 | 2.2                      |              |                  |

II. あなた自身のことについてお尋ねします。

| (Questions regarding your participation in this course.) |                                   | ⑥90%以上(90% and above) ⑤80～90%未満(80 to less than 90%) ④70～80%未満(70 to less than 80%)<br>③60～70%未満(60 to less than 70%) ②50～60%未満(50 to less than 60%) ①50%未満(Less than 50%) |      |     |     |     |     |                          |              |                  |
|--|-----------------------------------|--|------|-----|-----|-----|-----|--------------------------|--------------|------------------|
| No.  | 設問文(Question text)                | 回答数(No. of Responses)／回答率(Response rate)   |      |     |     |     |     | 無効回答<br>(Invalid answer) | 計<br>(Total) | 平均値<br>(Average) |
|  |                                   | ⑥  | ⑤    | ④   | ③   | ②   | ①   |                          |              |                  |
| 1  | この授業への出席状況は、おおよその程度でしたか。          | 637  | 158  | 52  | 9   | 2   | 6   | 2                        | 866          | 5.62             |
|  | (Evaluate your class attendance.) | 73.6   | 18.2 | 6.0 | 1.0 | 0.2 | 0.7 | 0.2                      |              |                  |

⑥4時間以上(4 hours or more) ⑤2時間～4時間未満(2 hours to less than 4 hours) ④1時間～2時間未満(1 hour to less than 2 hours)  
③30分～1時間未満(30 minutes to less than 1 hour) ②30分未満(Less than 30 minutes) ①ほとんどしない\Almost None)

| No. | 設問文(Question text)   | 回答数(No. of Responses)／回答率(Response rate) |      |      |      |     |     | 無効回答<br>(Invalid answer) | 計<br>(Total) | 平均値<br>(Average) |
|-----|--|--|------|------|------|-----|-----|--------------------------|--------------|------------------|
|     |  | ⑥  | ⑤    | ④    | ③    | ②   | ①   |                          |              |                  |
| 2   | 1回の授業にあたり、授業時間以外の事前・事後学習のために費やした平均の時間は<br>おおよその程度でしたか。<br>(Indicate the average amount of time you spent preparing for and reviewing after each class of this course,<br>not including time spent in class.) | 82                                       | 230  | 280  | 185  | 64  | 22  | 3                        | 866          | 4.02             |
|     |  | 9.5                                      | 26.6 | 32.3 | 21.4 | 7.4 | 2.5 | 0.3                      |              |                  |

⑥とてもそう思う(Strongly Agree) ⑤そう思う(Agree) ④ややそう思う(Somewhat Agree)  
③あまりそう思わない\Somewhat Disagree) ②そう思わない\Disagree) ①まったくそう思わない\Strongly Disagree)

| No. | 設問文(Question text)  | 回答数(No. of Responses)／回答率(Response rate) |      |     |     |     |     | 無効回答<br>(Invalid answer) | 計<br>(Total) | 平均値<br>(Average) |
|-----|---|--|------|-----|-----|-----|-----|--------------------------|--------------|------------------|
|     |   | ⑥  | ⑤    | ④   | ③   | ②   | ①   |                          |              |                  |
| 3   | この授業の目的、到達目標、求められた課題について把握していた。<br>(You understood the objectives, goals, and assigned work for this course.) | 555                                      | 229  | 65  | 9   | 2   | 2   | 4                        | 866          | 5.53             |
|     |   | 64.1                                     | 26.4 | 7.5 | 1.0 | 0.2 | 0.2 | 0.5                      |              |                  |
| 4   | この授業を理解するために努力した。<br>(You made efforts to understand the contents of this course.)                            | 531                                      | 266  | 53  | 8   | 2   | 3   | 3                        | 866          | 5.51             |
|     |   | 61.3                                     | 30.7 | 6.1 | 0.9 | 0.2 | 0.3 | 0.3                      |              |                  |
| 5   | この授業の内容をよく理解できた。<br>(You gained a good understanding of the contents of this course.)                         | 511                                      | 246  | 76  | 15  | 9   | 6   | 3                        | 866          | 5.41             |
|     |   | 59.0                                     | 28.4 | 8.8 | 1.7 | 1.0 | 0.7 | 0.3                      |              |                  |

III. この授業についての意見をお聞かせください。

(Please give us your opinions about this course.)

⑥とてもそう思う(Strongly Agree) ⑤そう思う(Agree) ④ややそう思う(Somewhat Agree)  
③あまりそう思わない\Somewhat Disagree) ②そう思わない\Disagree) ①まったくそう思わない\Strongly Disagree)

| No. | 設問文(Question text)  | 回答数(No. of Responses)／回答率(Response rate) |      |      |     |     |     | 無効回答<br>(Invalid answer) | 計<br>(Total) | 平均値<br>(Average) |
|-----|---|--|------|------|-----|-----|-----|--------------------------|--------------|------------------|
|     |   | ⑥  | ⑤    | ④    | ③   | ②   | ①   |                          |              |                  |
| 1   | 音声の途切れやタイムラグではなく、聞き取りやすかった。<br>(There were no issues with the audio, such as voices cutting out or lagging.)  | 546                                      | 216  | 63   | 19  | 4   | 13  | 5                        | 866          | 5.44             |
|     |   | 63.0                                     | 24.9 | 7.3  | 2.2 | 0.5 | 1.5 | 0.6                      |              |                  |
| 2   | 画面に提示された資料や配布資料などはわかりやすかった。<br>(The materials and handouts displayed on the screen were easy to understand.)  | 547                                      | 223  | 63   | 24  | 3   | 5   | 1                        | 866          | 5.47             |
|     |   | 63.2                                     | 25.8 | 7.3  | 2.8 | 0.3 | 0.6 | 0.1                      |              |                  |
| 3   | この授業では学生の理解を深めるための工夫(レビューシート、小テスト、小レポート、<br>グループワーク、予復習用の動画配信、クリッカーなど)があった。<br>(This course showed various efforts (review sheets, quizzes, short essays, group work, videos for studying<br>before and after class, clickers) to promote student comprehension.) | 550                                      | 207  | 64   | 22  | 7   | 14  | 2                        | 866          | 5.42             |
|     |   | 63.5                                     | 23.9 | 7.4  | 2.5 | 0.8 | 1.6 | 0.2                      |              |                  |
| 4   | この授業では効果的に学生の参加(質問や発言など)を促していた。<br>(This course effectively promoted student participation (asking questions, speaking out in class).)  | 573                                      | 189  | 56   | 27  | 11  | 8   | 2                        | 866          | 5.46             |
|     |   | 66.2                                     | 21.8 | 6.5  | 3.1 | 1.3 | 0.9 | 0.2                      |              |                  |
| 5   | この授業では授業課題や学生の参加に関して効果的なフィードバックがあった。<br>(This course provided effective feedback about class assignments and student participation.)  | 541                                      | 201  | 59   | 40  | 11  | 12  | 2                        | 866          | 5.37             |
|     |   | 62.5                                     | 23.2 | 6.8  | 4.6 | 1.3 | 1.4 | 0.2                      |              |                  |
| 6   | 授業を通じて学生が問題や課題を考えたり、見出したりする機会があった。<br>(Throughout the course, there were opportunities for students to find and think about problems and<br>challenges.)  | 500                                      | 224  | 96   | 18  | 10  | 14  | 4                        | 866          | 5.33             |
|     |   | 57.7                                     | 25.9 | 11.1 | 2.1 | 1.2 | 1.6 | 0.5                      |              |                  |
| 7   | 問題や課題について改善策や解決策を議論する機会があった。<br>(There was an opportunity to discuss solutions and improvement plans for problems and challenges.)  | 455                                      | 242  | 96   | 38  | 18  | 15  | 2                        | 866          | 5.20             |
|     |   | 52.5                                     | 27.9 | 11.1 | 4.4 | 2.1 | 1.7 | 0.2                      |              |                  |
| 8   | 学生のレベルや理解度を把握して授業が進められた。<br>(This course was conducted while taking into consideration the students' current level and their depth of understanding.)   | 497                                      | 220  | 98   | 26  | 11  | 9   | 5                        | 866          | 5.32             |
|     |   | 57.4                                     | 25.4 | 11.3 | 3.0 | 1.3 | 1.0 | 0.6                      |              |                  |
| 9   | シラバスで示された到達目標が達成されるように、授業が行われた。<br>(The course was conducted in accordance with the objectives stated in the syllabus.)   | 554                                      | 235  | 57   | 11  | 6   | 2   | 1                        | 866          | 5.52             |
|     |   | 64.0                                     | 27.1 | 6.6  | 1.3 | 0.7 | 0.2 | 0.1                      |              |                  |
| 10  | 課題の量は適切だった。<br>(The amount of assignments was appropriate.)   | 461                                      | 241  | 105  | 33  | 9   | 13  | 4                        | 866          | 5.24             |
|     |   | 53.2                                     | 27.8 | 12.1 | 3.8 | 1.0 | 1.5 | 0.5                      |              |                  |
| 11  | 各授業の到達目標を達成するうえで、授業内容と授業形態(対面・リアルタイム配信・<br>オンデマンドなど)の組み合わせは適切だったか。<br>(Was the combination of the course content and class modality (in-person, realtime streaming,<br>on-demand) appropriate in achieving each class's objectives?)                              | 511                                      | 231  | 64   | 31  | 16  | 10  | 3                        | 866          | 5.34             |
|     |   | 59.0                                     | 26.7 | 7.4  | 3.6 | 1.8 | 1.2 | 0.3                      |              |                  |
| 12  | 総合的にみてこの授業は有意義だった。<br>(Overall, this course was beneficial.)  | 535                                      | 223  | 64   | 11  | 7   | 12  | 14                       | 866          | 5.45             |
|     |   | 61.8                                     | 25.8 | 7.4  | 1.3 | 0.8 | 1.4 | 1.6                      |              |                  |

2024年度秋学期「学生授業アンケート」集計結果

(Student Course Evaluation Results for Autumn-Term 2024)

早稲田大学

|                             |    |                 |   |                            |       |
|-----------------------------|----|-----------------|---|----------------------------|-------|
| 科目設置箇所名<br>(Name of School) | 全学 | 設問タイプ<br>(type) | V | 履修者数<br>(No. of Students)  | 2,567 |
|                             |    |                 |   | 回答者数<br>(No. of Responses) | 866   |
|                             |    |                 |   | 回答率<br>(Response Rate)     | 33.7% |

※履修情報は、2月10日時点の情報(※Enrollment information as of February 10)

I. あなた自身のことについてに関する設問の回答ごとに見た出席状況、学習時間

(The average attendance, and study time at each answer of questions regarding your participations.)

Q1.(この授業への出席状況は、おおよどの程度でしたか。)の回答ごとに見た学習時間  
(Evaluate your class attendance.)

|                                    | 人数<br>(the number) | 回答数(No. of Responses)／回答率(Response rate) |                          |                          |                            |   |  |                                    |
|------------------------------------|--------------------|--|--------------------------|--------------------------|----------------------------|---|--|------------------------------------|
|                                    |                    | 出席状況<br>(attendance)                     |                          |                          | 学習時間<br>(study time)       |   |  |                                    |
|                                    |                    | 80%以上<br>(80% and above)                 | 80%未満<br>(Less than 80%) | 無効回答<br>(Invalid answer) | 2時間以上<br>(2 hours or more) | 1～2時間<br>未満<br>(1 hour to less than<br>2 hours) | 30分～<br>1時間未満<br>(30 minutes to<br>less than 1 hour) | 30分未満<br>(Less than<br>30 minutes) |
| ⑥90%以上<br>(90% and above)          | 637                | —  | —                        | —                        | 226                        | 210   | 143  | 56                                 |
|                                    |                    | —  | —                        | —                        | 35.5%                      | 33.0%   | 22.4%  | 8.8%                               |
| ⑤80～90%未満<br>(80 to less than 90%) | 158                | —  | —                        | —                        | 63                         | 51  | 25   | 18                                 |
|                                    |                    | —  | —                        | —                        | 39.9%                      | 32.3%   | 15.8%  | 11.4%                              |
| ④70～80%未満<br>(70 to less than 80%) | 52                 | —  | —                        | —                        | 19                         | 12  | 15   | 6                                  |
|                                    |                    | —  | —                        | —                        | 36.5%                      | 23.1%   | 28.8%  | 11.5%                              |
| ③60～70%未満<br>(60 to less than 70%) | 9                  | —  | —                        | —                        | 1                          | 4   | 0  | 4                                  |
|                                    |                    | —  | —                        | —                        | 11.1%                      | 44.4%   | 0.0%   | 44.4%                              |
| ②50～60%未満<br>(50 to less than 60%) | 2                  | —  | —                        | —                        | 1                          | 0   | 0  | 1                                  |
|                                    |                    | —  | —                        | —                        | 50.0%                      | 0.0%  | 0.0%   | 50.0%                              |
| ①50%未満<br>(Less than 50%)          | 6                  | —  | —                        | —                        | 1                          | 2   | 2  | 1                                  |
|                                    |                    | —  | —                        | —                        | 16.7%                      | 33.3%   | 33.3%  | 16.7%                              |
| 無効回答<br>(Invalid answer)           | 2                  | —  | —                        | —                        | 1                          | 1   | 0  | 0                                  |
|                                    |                    | —  | —                        | —                        | 50.0%                      | 50.0%   | 0.0%   | 0.0%                               |
| 計<br>(Total)                       | 866                | —  | —                        | —                        | 312                        | 280   | 185  | 86                                 |
|                                    |                    | —  | —                        | —                        | 36.0%                      | 32.3%   | 21.4%  | 9.9%                               |

Q2.(1回の授業にあたり、授業時間以外の事前・事後学習のために費やした平均の時間はおおよどの程度でしたか。)の回答ごとに見た出席状況

(Indicate the average amount of time you spent preparing for and reviewing after each class of this course, not including time spent in class.)

|  | 人数<br>(the number) | 回答数(No. of Responses)／回答率(Response rate) |                          |                          |                            |   |  |                                    |
|--|--------------------|--|--------------------------|--------------------------|----------------------------|---|--|------------------------------------|
|  |                    | 出席状況<br>(attendance)                     |                          |                          | 学習時間<br>(study time)       |   |  |                                    |
|  |                    | 80%以上<br>(80% and above)                 | 80%未満<br>(Less than 80%) | 無効回答<br>(Invalid answer) | 2時間以上<br>(2 hours or more) | 1～2時間<br>未満<br>(1 hour to less than<br>2 hours) | 30分～<br>1時間未満<br>(30 minutes to<br>less than 1 hour) | 30分未満<br>(Less than<br>30 minutes) |
| ⑥4時間以上<br>(4 hours or more)                    | 82                 | 79                                       | 3                        | 0                        | —                          | —   | —  | —                                  |
|  |                    | 96.3%                                    | 3.7%                     | 0.0%                     | —                          | —   | —  | —                                  |
| ⑤2時間～4時間未満<br>(2 hours to less than 4 hours)   | 230                | 210                                      | 19                       | 1                        | —                          | —   | —  | —                                  |
|  |                    | 91.3%                                    | 8.3%                     | 0.4%                     | —                          | —   | —  | —                                  |
| ④1時間～2時間未満<br>(1 hour to less than 2 hours)    | 280                | 261                                      | 18                       | 1                        | —                          | —   | —  | —                                  |
|  |                    | 93.2%                                    | 6.4%                     | 0.4%                     | —                          | —   | —  | —                                  |
| ③30分～1時間未満<br>(30 minutes to less than 1 hour) | 185                | 168                                      | 17                       | 0                        | —                          | —   | —  | —                                  |
|  |                    | 90.8%                                    | 9.2%                     | 0.0%                     | —                          | —   | —  | —                                  |
| ②30分未満<br>(Less than 30 minutes)               | 64                 | 56                                       | 8                        | 0                        | —                          | —   | —  | —                                  |
|  |                    | 87.5%                                    | 12.5%                    | 0.0%                     | —                          | —   | —  | —                                  |
| ① ほとんどしていない<br>(Almost None)                   | 22                 | 18                                       | 4                        | 0                        | —                          | —   | —  | —                                  |
|  |                    | 81.8%                                    | 18.2%                    | 0.0%                     | —                          | —   | —  | —                                  |
| 無効回答<br>(Invalid answer)                       | 3                  | 3  | 0                        | 0                        | —                          | —   | —  | —                                  |
|  |                    | 100.0%                                   | 0.0%                     | 0.0%                     | —                          | —   | —  | —                                  |
| 計<br>(Total)                                   | 866                | 795                                      | 69                       | 2                        | —                          | —   | —  | —                                  |
|  |                    | 91.8%                                    | 8.0%                     | 0.2%                     | —                          | —   | —  | —                                  |

Q3.(この授業の目的、到達目標、求められた課題について把握していた。)の回答ごとに見た出席状況、学習時間

(You understood the objectives, goals, and assigned work for this course.)

|                                    | 人数<br>(the number) | 回答数(No. of Responses)／回答率(Response rate) |                          |                          |                            |   |  |                                    |
|------------------------------------|--------------------|--|--------------------------|--------------------------|----------------------------|---|--|------------------------------------|
|                                    |                    | 出席状況<br>(attendance)                     |                          |                          | 学習時間<br>(study time)       |   |  |                                    |
|                                    |                    | 80%以上<br>(80% and above)                 | 80%未満<br>(Less than 80%) | 無効回答<br>(Invalid answer) | 2時間以上<br>(2 hours or more) | 1～2時間<br>未満<br>(1 hour to less than<br>2 hours) | 30分～<br>1時間未満<br>(30 minutes to<br>less than 1 hour) | 30分未満<br>(Less than<br>30 minutes) |
| ⑥とてもそう思う<br>(Strongly Agree)       | 555                | 517                                      | 37                       | 1                        | 210                        | 189   | 117  | 38                                 |
|                                    |                    | 93.2%                                    | 6.7%                     | 0.2%                     | 37.8%                      | 34.1%   | 21.1%  | 6.8%                               |
| ⑤そう思う<br>(Agree)                   | 229                | 208                                      | 20                       | 1                        | 76                         | 72  | 52   | 28                                 |
|                                    |                    | 90.8%                                    | 8.7%                     | 0.4%                     | 33.2%                      | 31.4%   | 22.7%  | 12.2%                              |
| ④ややそう思う<br>(Somewhat Agree)        | 65                 | 56                                       | 9                        | 0                        | 19                         | 18  | 13   | 15                                 |
|                                    |                    | 86.2%                                    | 13.8%                    | 0.0%                     | 29.2%                      | 27.7%   | 20.0%  | 23.1%                              |
| ③あまりそう思わない<br>(Somewhat Disagree)  | 9                  | 7  | 2                        | 0                        | 3                          | 1   | 1  | 4                                  |
|                                    |                    | 77.8%                                    | 22.2%                    | 0.0%                     | 33.3%                      | 11.1%   | 11.1%  | 44.4%                              |
| ②そう思わない<br>(Disagree)              | 2                  | 2  | 0                        | 0                        | 1                          | 0   | 1  | 0                                  |
|                                    |                    | 100.0%                                   | 0.0%                     | 0.0%                     | 50.0%                      | 0.0%  | 50.0%  | 0.0%                               |
| ①まったくそう思わない<br>(Strongly Disagree) | 2                  | 1  | 1                        | 0                        | 1                          | 0   | 0  | 1                                  |
|                                    |                    | 50.0%                                    | 50.0%                    | 0.0%                     | 50.0%                      | 0.0%  | 0.0%   | 50.0%                              |
| 無効回答<br>(Invalid answer)           | 4                  | 4  | 0                        | 0                        | 2                          | 0   | 1  | 0                                  |
|                                    |                    | 100.0%                                   | 0.0%                     | 0.0%                     | 50.0%                      | 0.0%  | 25.0%  | 0.0%                               |
| 計<br>(Total)                       | 866                | 795                                      | 69                       | 2                        | 312                        | 280   | 185  | 86                                 |
|                                    |                    | 91.8%                                    | 8.0%                     | 0.2%                     | 36.0%                      | 32.3%   | 21.4%  | 9.9%                               |

2024年度秋学期「学生授業アンケート」集計結果

(Student Course Evaluation Results for Autumn-Term 2024)

早稲田大学

|                             |    |                 |   |                            |       |
|-----------------------------|----|-----------------|---|----------------------------|-------|
| 科目設置箇所名<br>(Name of School) | 全学 | 設問タイプ<br>(type) | V | 履修者数<br>(No. of Students)  | 2,567 |
|                             |    |                 |   | 回答者数<br>(No. of Responses) | 866   |
|                             |    |                 |   | 回答率<br>(Response Rate)     | 33.7% |

※履修情報は、2月10日時点の情報(※Enrollment information as of February 10)

Q4.(この授業を理解するために努力した。)の回答ごとに見た出席状況、学習時間  
(You made efforts to understand the contents of this course.)

|                                    | 人数<br>(the number) | 回答数(No. of Responses)／回答率(Response rate) |                          |                          |                            |   |  |                                    |                          |
|------------------------------------|--------------------|--|--------------------------|--------------------------|----------------------------|---|--|------------------------------------|--------------------------|
|                                    |                    | 出席状況<br>(attendance)                     |                          |                          | 学習時間<br>(study time)       |   |  |                                    |                          |
|                                    |                    | 80%以上<br>(80% and above)                 | 80%未満<br>(Less than 80%) | 無効回答<br>(Invalid answer) | 2時間以上<br>(2 hours or more) | 1～2時間<br>未満<br>(1 hour to less than<br>2 hours) | 30分～<br>1時間未満<br>(30 minutes to<br>less than 1 hour) | 30分未満<br>(Less than<br>30 minutes) | 無効回答<br>(Invalid answer) |
| ⑥とてもそう思う<br>(Strongly Agree)       | 531                | 499<br>94.0%                             | 31<br>5.8%               | 1<br>0.2%                | 210<br>39.5%               | 172<br>32.4%                                    | 110<br>20.7%   | 37<br>7.0%                         | 2<br>0.4%                |
| ⑤そう思う<br>(Agree)                   | 266                | 240<br>90.2%                             | 25<br>9.4%               | 1<br>0.4%                | 92<br>34.6%                | 87<br>32.7%                                     | 56<br>21.1%  | 31<br>11.7%                        | 0<br>0.0%                |
| ④ややそう思う<br>(Somewhat Agree)        | 53                 | 43<br>81.1%                              | 10<br>18.9%              | 0<br>0.0%                | 9<br>17.0%                 | 14<br>26.4%                                     | 15<br>28.3%  | 15<br>28.3%                        | 0<br>0.0%                |
| ③あまりそう思わない<br>(Somewhat Disagree)  | 8                  | 7<br>87.5%                               | 1<br>12.5%               | 0<br>0.0%                | 1<br>12.5%                 | 4<br>50.0%                                      | 2<br>25.0%   | 1<br>12.5%                         | 0<br>0.0%                |
| ②そう思わない<br>(Disagree)              | 2                  | 2<br>100.0%                              | 0<br>0.0%                | 0<br>0.0%                | 0<br>0.0%                  | 0<br>0.0%                                       | 2<br>100.0%  | 0<br>0.0%                          | 0<br>0.0%                |
| ①まったくそう思わない<br>(Strongly Disagree) | 3                  | 1<br>33.3%                               | 2<br>66.7%               | 0<br>0.0%                | 0<br>0.0%                  | 1<br>33.3%                                      | 0<br>0.0%  | 2<br>66.7%                         | 0<br>0.0%                |
| 無効回答<br>(Invalid answer)           | 3                  | 3<br>100.0%                              | 0<br>0.0%                | 0<br>0.0%                | 0<br>0.0%                  | 2<br>66.7%                                      | 0<br>0.0%  | 0<br>0.0%                          | 1<br>33.3%               |
| 計<br>(Total)                       | 866                | 795<br>91.8%                             | 69<br>8.0%               | 2<br>0.2%                | 312<br>36.0%               | 280<br>32.3%                                    | 185<br>21.4%   | 86<br>9.9%                         | 3<br>0.3%                |

Q5.(この授業の内容をよく理解できた。)の回答ごとに見た出席状況、学習時間  
(You gained a good understanding of the contents of this course.)

|                                    | 人数<br>(the number) | 回答数(No. of Responses)／回答率(Response rate) |                          |                          |                            |   |  |                                    |                          |
|------------------------------------|--------------------|--|--------------------------|--------------------------|----------------------------|---|--|------------------------------------|--------------------------|
|                                    |                    | 出席状況<br>(attendance)                     |                          |                          | 学習時間<br>(study time)       |   |  |                                    |                          |
|                                    |                    | 80%以上<br>(80% and above)                 | 80%未満<br>(Less than 80%) | 無効回答<br>(Invalid answer) | 2時間以上<br>(2 hours or more) | 1～2時間<br>未満<br>(1 hour to less than<br>2 hours) | 30分～<br>1時間未満<br>(30 minutes to<br>less than 1 hour) | 30分未満<br>(Less than<br>30 minutes) | 無効回答<br>(Invalid answer) |
| ⑥とてもそう思う<br>(Strongly Agree)       | 511                | 479<br>93.7%                             | 31<br>6.1%               | 1<br>0.2%                | 187<br>36.6%               | 170<br>33.3%                                    | 112<br>21.9%   | 40<br>7.8%                         | 2<br>0.4%                |
| ⑤そう思う<br>(Agree)                   | 246                | 224<br>91.1%                             | 21<br>8.5%               | 1<br>0.4%                | 84<br>34.1%                | 81<br>32.9%                                     | 57<br>23.2%  | 23<br>9.3%                         | 1<br>0.4%                |
| ④ややそう思う<br>(Somewhat Agree)        | 76                 | 67<br>88.2%                              | 9<br>11.8%               | 0<br>0.0%                | 32<br>42.1%                | 18<br>23.7%                                     | 7<br>9.2%  | 19<br>25.0%                        | 0<br>0.0%                |
| ③あまりそう思わない<br>(Somewhat Disagree)  | 15                 | 12<br>80.0%                              | 3<br>20.0%               | 0<br>0.0%                | 2<br>13.3%                 | 7<br>46.7%                                      | 4<br>26.7%   | 2<br>13.3%                         | 0<br>0.0%                |
| ②そう思わない<br>(Disagree)              | 9                  | 7<br>77.8%                               | 2<br>22.2%               | 0<br>0.0%                | 5<br>55.6%                 | 2<br>22.2%                                      | 1<br>11.1%   | 1<br>11.1%                         | 0<br>0.0%                |
| ①まったくそう思わない<br>(Strongly Disagree) | 6                  | 3<br>50.0%                               | 3<br>50.0%               | 0<br>0.0%                | 2<br>33.3%                 | 1<br>16.7%                                      | 2<br>33.3%   | 1<br>16.7%                         | 0<br>0.0%                |
| 無効回答<br>(Invalid answer)           | 3                  | 3<br>100.0%                              | 0<br>0.0%                | 0<br>0.0%                | 0<br>0.0%                  | 1<br>33.3%                                      | 2<br>66.7%   | 0<br>0.0%                          | 0<br>0.0%                |
| 計<br>(Total)                       | 866                | 795<br>91.8%                             | 69<br>8.0%               | 2<br>0.2%                | 312<br>36.0%               | 280<br>32.3%                                    | 185<br>21.4%   | 86<br>9.9%                         | 3<br>0.3%                |

2024年度秋学期「学生授業アンケート」集計結果

(Student Course Evaluation Results for Autumn-Term 2024)

早稲田大学

|                             |    |                 |   |                            |       |
|-----------------------------|----|-----------------|---|----------------------------|-------|
| 科目設置箇所名<br>(Name of School) | 全学 | 設問タイプ<br>(type) | V | 履修者数<br>(No. of Students)  | 2,567 |
|                             |    |                 |   | 回答者数<br>(No. of Responses) | 866   |
|                             |    |                 |   | 回答率<br>(Response Rate)     | 33.7% |

※履修情報は、2月10日時点の情報(※Enrollment information as of February 10)

Ⅱ. この授業についての意見に関する設問の回答ごとに見た出席状況、学習時間

(The average attendance, and study time at each answer of questions regarding your opinions in the class.)

Q1.(音声の途切れやタイムラグなどはなく、聞き取りやすかった。)の回答ごとに見た出席状況、学習時間

(There were no issues with the audio, such as voices cutting out or lagging.)

|                                    | 人数<br>(the number) | 回答数(No. of Responses)／回答率(Response rate) |                          |                          |                            |   |  |                                    |                          |
|------------------------------------|--------------------|--|--------------------------|--------------------------|----------------------------|---|--|------------------------------------|--------------------------|
|                                    |                    | 出席状況<br>(attendance)                     |                          |                          | 学習時間<br>(study time)       |   |  |                                    |                          |
|                                    |                    | 80%以上<br>(80% and above)                 | 80%未満<br>(Less than 80%) | 無効回答<br>(Invalid answer) | 2時間以上<br>(2 hours or more) | 1～2時間<br>未満<br>(1 hour to less than<br>2 hours) | 30分～<br>1時間未満<br>(30 minutes to<br>less than 1 hour) | 30分未満<br>(Less than<br>30 minutes) | 無効回答<br>(Invalid answer) |
| ⑥とてもそう思う<br>(Strongly Agree)       | 546                | 509<br>93.2%                             | 36<br>6.6%               | 1<br>0.2%                | 203<br>37.2%               | 188<br>34.4%                                    | 109<br>20.0%   | 44<br>8.1%                         | 2<br>0.4%                |
| ⑤そう思う<br>(Agree)                   | 216                | 198<br>91.7%                             | 17<br>7.9%               | 1<br>0.5%                | 79<br>36.6%                | 62<br>28.7%                                     | 53<br>24.5%  | 21<br>9.7%                         | 1<br>0.5%                |
| ④ややそう思う<br>(Somewhat Agree)        | 63                 | 56<br>88.9%                              | 7<br>11.1%               | 0<br>0.0%                | 17<br>27.0%                | 21<br>33.3%                                     | 16<br>25.4%  | 9<br>14.3%                         | 0<br>0.0%                |
| ③あまりそう思わない<br>(Somewhat Disagree)  | 19                 | 13<br>68.4%                              | 6<br>31.6%               | 0<br>0.0%                | 4<br>21.1%                 | 6<br>31.6%                                      | 6<br>31.6%   | 3<br>15.8%                         | 0<br>0.0%                |
| ②そう思わない<br>(Disagree)              | 4                  | 4<br>100.0%                              | 0<br>0.0%                | 0<br>0.0%                | 2<br>50.0%                 | 0<br>0.0%                                       | 0<br>0.0%  | 2<br>50.0%                         | 0<br>0.0%                |
| ①まったくそう思わない<br>(Strongly Disagree) | 13                 | 11<br>84.6%                              | 2<br>15.4%               | 0<br>0.0%                | 4<br>30.8%                 | 3<br>23.1%                                      | 1<br>7.7%  | 5<br>38.5%                         | 0<br>0.0%                |
| 無効回答<br>(Invalid answer)           | 5                  | 4<br>80.0%                               | 1<br>20.0%               | 0<br>0.0%                | 3<br>60.0%                 | 0<br>0.0%                                       | 0<br>0.0%  | 2<br>40.0%                         | 0<br>0.0%                |
| 計<br>(Total)                       | 866                | 795<br>91.8%                             | 69<br>8.0%               | 2<br>0.2%                | 312<br>36.0%               | 280<br>32.3%                                    | 185<br>21.4%   | 86<br>9.9%                         | 3<br>0.3%                |

Q2.(画面に提示された資料や配布資料などはわかりやすかった。)の回答ごとに見た出席状況、学習時間

(The materials and handouts displayed on the screen were easy to understand.)

|                                    | 人数<br>(the number) | 回答数(No. of Responses)／回答率(Response rate) |                          |                          |                            |   |  |                                    |                          |
|------------------------------------|--------------------|--|--------------------------|--------------------------|----------------------------|---|--|------------------------------------|--------------------------|
|                                    |                    | 出席状況<br>(attendance)                     |                          |                          | 学習時間<br>(study time)       |   |  |                                    |                          |
|                                    |                    | 80%以上<br>(80% and above)                 | 80%未満<br>(Less than 80%) | 無効回答<br>(Invalid answer) | 2時間以上<br>(2 hours or more) | 1～2時間<br>未満<br>(1 hour to less than<br>2 hours) | 30分～<br>1時間未満<br>(30 minutes to<br>less than 1 hour) | 30分未満<br>(Less than<br>30 minutes) | 無効回答<br>(Invalid answer) |
| ⑥とてもそう思う<br>(Strongly Agree)       | 547                | 515<br>94.1%                             | 31<br>5.7%               | 1<br>0.2%                | 201<br>36.7%               | 186<br>34.0%                                    | 117<br>21.4%   | 42<br>7.7%                         | 1<br>0.2%                |
| ⑤そう思う<br>(Agree)                   | 223                | 202<br>90.6%                             | 20<br>9.0%               | 1<br>0.4%                | 79<br>35.4%                | 66<br>29.6%                                     | 53<br>23.8%  | 23<br>10.3%                        | 2<br>0.9%                |
| ④ややそう思う<br>(Somewhat Agree)        | 63                 | 53<br>84.1%                              | 10<br>15.9%              | 0<br>0.0%                | 19<br>30.2%                | 21<br>33.3%                                     | 10<br>15.9%  | 13<br>20.6%                        | 0<br>0.0%                |
| ③あまりそう思わない<br>(Somewhat Disagree)  | 24                 | 18<br>75.0%                              | 6<br>25.0%               | 0<br>0.0%                | 10<br>41.7%                | 5<br>20.8%                                      | 3<br>12.5%   | 6<br>25.0%                         | 0<br>0.0%                |
| ②そう思わない<br>(Disagree)              | 3                  | 3<br>100.0%                              | 0<br>0.0%                | 0<br>0.0%                | 1<br>33.3%                 | 1<br>33.3%                                      | 0<br>0.0%  | 1<br>33.3%                         | 0<br>0.0%                |
| ①まったくそう思わない<br>(Strongly Disagree) | 5                  | 3<br>60.0%                               | 2<br>40.0%               | 0<br>0.0%                | 2<br>40.0%                 | 1<br>20.0%                                      | 2<br>40.0%   | 0<br>0.0%                          | 0<br>0.0%                |
| 無効回答<br>(Invalid answer)           | 1                  | 1<br>100.0%                              | 0<br>0.0%                | 0<br>0.0%                | 0<br>0.0%                  | 0<br>0.0%                                       | 0<br>0.0%  | 1<br>100.0%                        | 0<br>0.0%                |
| 計<br>(Total)                       | 866                | 795<br>91.8%                             | 69<br>8.0%               | 2<br>0.2%                | 312<br>36.0%               | 280<br>32.3%                                    | 185<br>21.4%   | 86<br>9.9%                         | 3<br>0.3%                |

Q3.(この授業では学生の理解を深めるための工夫(レビューシート、小テスト、小レポート、グループワーク、予復習用の動画配信、クリッカーなど)があった。)の回答ごとに見た出席状況、学習時間

(This course showed various efforts (review sheets, quizzes, short essays, group work, videos for studying before and after class, clickers) to promote student comprehension.)

|                                    | 人数<br>(the number) | 回答数(No. of Responses)／回答率(Response rate) |                          |                          |                            |   |  |                                    |                          |
|------------------------------------|--------------------|--|--------------------------|--------------------------|----------------------------|---|--|------------------------------------|--------------------------|
|                                    |                    | 出席状況<br>(attendance)                     |                          |                          | 学習時間<br>(study time)       |   |  |                                    |                          |
|                                    |                    | 80%以上<br>(80% and above)                 | 80%未満<br>(Less than 80%) | 無効回答<br>(Invalid answer) | 2時間以上<br>(2 hours or more) | 1～2時間<br>未満<br>(1 hour to less than<br>2 hours) | 30分～<br>1時間未満<br>(30 minutes to<br>less than 1 hour) | 30分未満<br>(Less than<br>30 minutes) | 無効回答<br>(Invalid answer) |
| ⑥とてもそう思う<br>(Strongly Agree)       | 550                | 519<br>94.4%                             | 30<br>5.5%               | 1<br>0.2%                | 207<br>37.6%               | 188<br>34.2%                                    | 113<br>20.5%   | 41<br>7.5%                         | 1<br>0.2%                |
| ⑤そう思う<br>(Agree)                   | 207                | 180<br>87.0%                             | 26<br>12.6%              | 1<br>0.5%                | 69<br>33.3%                | 67<br>32.4%                                     | 53<br>25.6%  | 17<br>8.2%                         | 1<br>0.5%                |
| ④ややそう思う<br>(Somewhat Agree)        | 64                 | 57<br>89.1%                              | 7<br>10.9%               | 0<br>0.0%                | 19<br>29.7%                | 18<br>28.1%                                     | 11<br>17.2%  | 15<br>23.4%                        | 1<br>1.6%                |
| ③あまりそう思わない<br>(Somewhat Disagree)  | 22                 | 20<br>90.9%                              | 2<br>9.1%                | 0<br>0.0%                | 6<br>27.3%                 | 4<br>18.2%                                      | 4<br>18.2%   | 8<br>36.4%                         | 0<br>0.0%                |
| ②そう思わない<br>(Disagree)              | 7                  | 6<br>85.7%                               | 1<br>14.3%               | 0<br>0.0%                | 3<br>42.9%                 | 1<br>14.3%                                      | 2<br>28.6%   | 1<br>14.3%                         | 0<br>0.0%                |
| ①まったくそう思わない<br>(Strongly Disagree) | 14                 | 11<br>78.6%                              | 3<br>21.4%               | 0<br>0.0%                | 7<br>50.0%                 | 2<br>14.3%                                      | 2<br>14.3%   | 3<br>21.4%                         | 0<br>0.0%                |
| 無効回答<br>(Invalid answer)           | 2                  | 2<br>100.0%                              | 0<br>0.0%                | 0<br>0.0%                | 1<br>50.0%                 | 0<br>0.0%                                       | 0<br>0.0%  | 1<br>50.0%                         | 0<br>0.0%                |
| 計<br>(Total)                       | 866                | 795<br>91.8%                             | 69<br>8.0%               | 2<br>0.2%                | 312<br>36.0%               | 280<br>32.3%                                    | 185<br>21.4%   | 86<br>9.9%                         | 3<br>0.3%                |



2024年度秋学期「学生授業アンケート」集計結果

(Student Course Evaluation Results for Autumn-Term 2024)

早稲田大学

|                             |    |                 |   |                            |       |
|-----------------------------|----|-----------------|---|----------------------------|-------|
| 科目設置箇所名<br>(Name of School) | 全学 | 設問タイプ<br>(type) | V | 履修者数<br>(No. of Students)  | 2,567 |
|                             |    |                 |   | 回答者数<br>(No. of Responses) | 866   |
|                             |    |                 |   | 回答率<br>(Response Rate)     | 33.7% |

※履修情報は、2月10日時点の情報(※Enrollment information as of February 10)

Q4.(この授業では効果的に学生の参加(質問や発言など)を促していた。)の回答ごとに見た出席状況、学習時間  
(This course effectively promoted student participation (asking questions, speaking out in class).)

|                                    | 人数<br>(the number) | 回答数(No. of Responses)／回答率(Response rate) |                          |                          |                            |   |  |                                    |                          |
|------------------------------------|--------------------|--|--------------------------|--------------------------|----------------------------|---|--|------------------------------------|--------------------------|
|                                    |                    | 出席状況<br>(attendance)                     |                          |                          | 学習時間<br>(study time)       |   |  |                                    |                          |
|                                    |                    | 80%以上<br>(80% and above)                 | 80%未満<br>(Less than 80%) | 無効回答<br>(Invalid answer) | 2時間以上<br>(2 hours or more) | 1～2時間<br>未満<br>(1 hour to less than<br>2 hours) | 30分～<br>1時間未満<br>(30 minutes to<br>less than 1 hour) | 30分未満<br>(Less than<br>30 minutes) | 無効回答<br>(Invalid answer) |
| ⑥とてもそう思う<br>(Strongly Agree)       | 573                | 534<br>93.2%                             | 38<br>6.6%               | 1<br>0.2%                | 205<br>35.8%               | 198<br>34.6%                                    | 122<br>21.3%   | 46<br>8.0%                         | 2<br>0.3%                |
| ⑤そう思う<br>(Agree)                   | 189                | 169<br>89.4%                             | 19<br>10.1%              | 1<br>0.5%                | 66<br>34.9%                | 59<br>31.2%                                     | 43<br>22.8%  | 20<br>10.6%                        | 1<br>0.5%                |
| ④ややそう思う<br>(Somewhat Agree)        | 56                 | 48<br>85.7%                              | 8<br>14.3%               | 0<br>0.0%                | 22<br>39.3%                | 14<br>25.0%                                     | 9<br>16.1%   | 11<br>19.6%                        | 0<br>0.0%                |
| ③あまりそう思わない<br>(Somewhat Disagree)  | 27                 | 26<br>96.3%                              | 1<br>3.7%                | 0<br>0.0%                | 9<br>33.3%                 | 6<br>22.2%                                      | 7<br>25.9%   | 5<br>18.5%                         | 0<br>0.0%                |
| ②そう思わない<br>(Disagree)              | 11                 | 9<br>81.8%                               | 2<br>18.2%               | 0<br>0.0%                | 3<br>27.3%                 | 3<br>27.3%                                      | 3<br>27.3%   | 2<br>18.2%                         | 0<br>0.0%                |
| ①まったくそう思わない<br>(Strongly Disagree) | 8                  | 7<br>87.5%                               | 1<br>12.5%               | 0<br>0.0%                | 7<br>87.5%                 | 0<br>0.0%                                       | 0<br>0.0%  | 1<br>12.5%                         | 0<br>0.0%                |
| 無効回答<br>(Invalid answer)           | 2                  | 2<br>100.0%                              | 0<br>0.0%                | 0<br>0.0%                | 0<br>0.0%                  | 0<br>0.0%                                       | 1<br>50.0%   | 1<br>50.0%                         | 0<br>0.0%                |
| 計<br>(Total)                       | 866                | 795<br>91.8%                             | 69<br>8.0%               | 2<br>0.2%                | 312<br>36.0%               | 280<br>32.3%                                    | 185<br>21.4%   | 86<br>9.9%                         | 3<br>0.3%                |

Q5.(この授業では授業課題や学生の参加に関して効果的なフィードバックがあった。)の回答ごとに見た出席状況、学習時間  
(This course provided effective feedback about class assignments and student participation.)

|                                    | 人数<br>(the number) | 回答数(No. of Responses)／回答率(Response rate) |                          |                          |                            |   |  |                                    |                          |
|------------------------------------|--------------------|--|--------------------------|--------------------------|----------------------------|---|--|------------------------------------|--------------------------|
|                                    |                    | 出席状況<br>(attendance)                     |                          |                          | 学習時間<br>(study time)       |   |  |                                    |                          |
|                                    |                    | 80%以上<br>(80% and above)                 | 80%未満<br>(Less than 80%) | 無効回答<br>(Invalid answer) | 2時間以上<br>(2 hours or more) | 1～2時間<br>未満<br>(1 hour to less than<br>2 hours) | 30分～<br>1時間未満<br>(30 minutes to<br>less than 1 hour) | 30分未満<br>(Less than<br>30 minutes) | 無効回答<br>(Invalid answer) |
| ⑥とてもそう思う<br>(Strongly Agree)       | 541                | 507<br>93.7%                             | 33<br>6.1%               | 1<br>0.2%                | 202<br>37.3%               | 179<br>33.1%                                    | 120<br>22.2%   | 38<br>7.0%                         | 2<br>0.4%                |
| ⑤そう思う<br>(Agree)                   | 201                | 180<br>89.6%                             | 20<br>10.0%              | 1<br>0.5%                | 66<br>32.8%                | 70<br>34.8%                                     | 47<br>23.4%  | 18<br>9.0%                         | 0<br>0.0%                |
| ④ややそう思う<br>(Somewhat Agree)        | 59                 | 50<br>84.7%                              | 9<br>15.3%               | 0<br>0.0%                | 20<br>33.9%                | 11<br>18.6%                                     | 11<br>18.6%  | 16<br>27.1%                        | 1<br>1.7%                |
| ③あまりそう思わない<br>(Somewhat Disagree)  | 40                 | 34<br>85.0%                              | 6<br>15.0%               | 0<br>0.0%                | 11<br>27.5%                | 15<br>37.5%                                     | 6<br>15.0%   | 8<br>20.0%                         | 0<br>0.0%                |
| ②そう思わない<br>(Disagree)              | 11                 | 10<br>90.9%                              | 1<br>9.1%                | 0<br>0.0%                | 4<br>36.4%                 | 3<br>27.3%                                      | 1<br>9.1%  | 3<br>27.3%                         | 0<br>0.0%                |
| ①まったくそう思わない<br>(Strongly Disagree) | 12                 | 12<br>100.0%                             | 0<br>0.0%                | 0<br>0.0%                | 9<br>75.0%                 | 1<br>8.3%                                       | 0<br>0.0%  | 2<br>16.7%                         | 0<br>0.0%                |
| 無効回答<br>(Invalid answer)           | 2                  | 2<br>100.0%                              | 0<br>0.0%                | 0<br>0.0%                | 0<br>0.0%                  | 1<br>50.0%                                      | 0<br>0.0%  | 1<br>50.0%                         | 0<br>0.0%                |
| 計<br>(Total)                       | 866                | 795<br>91.8%                             | 69<br>8.0%               | 2<br>0.2%                | 312<br>36.0%               | 280<br>32.3%                                    | 185<br>21.4%   | 86<br>9.9%                         | 3<br>0.3%                |

Q6.(授業を通じて学生が問題や課題を考えたり、見出したりする機会があった。)の回答ごとに見た出席状況、学習時間  
(Throughout the course, there were opportunities for students to find and think about problems and challenges.)

|                                    | 人数<br>(the number) | 回答数(No. of Responses)／回答率(Response rate) |                          |                          |                            |   |  |                                    |                          |
|------------------------------------|--------------------|--|--------------------------|--------------------------|----------------------------|---|--|------------------------------------|--------------------------|
|                                    |                    | 出席状況<br>(attendance)                     |                          |                          | 学習時間<br>(study time)       |   |  |                                    |                          |
|                                    |                    | 80%以上<br>(80% and above)                 | 80%未満<br>(Less than 80%) | 無効回答<br>(Invalid answer) | 2時間以上<br>(2 hours or more) | 1～2時間<br>未満<br>(1 hour to less than<br>2 hours) | 30分～<br>1時間未満<br>(30 minutes to<br>less than 1 hour) | 30分未満<br>(Less than<br>30 minutes) | 無効回答<br>(Invalid answer) |
| ⑥とてもそう思う<br>(Strongly Agree)       | 500                | 472<br>94.4%                             | 28<br>5.6%               | 0<br>0.0%                | 179<br>35.8%               | 167<br>33.4%                                    | 113<br>22.6%   | 39<br>7.8%                         | 2<br>0.4%                |
| ⑤そう思う<br>(Agree)                   | 224                | 206<br>92.0%                             | 16<br>7.1%               | 2<br>0.9%                | 76<br>33.9%                | 77<br>34.4%                                     | 49<br>21.9%  | 22<br>9.8%                         | 0<br>0.0%                |
| ④ややそう思う<br>(Somewhat Agree)        | 96                 | 80<br>83.3%                              | 16<br>16.7%              | 0<br>0.0%                | 39<br>40.6%                | 24<br>25.0%                                     | 13<br>13.5%  | 19<br>19.8%                        | 1<br>1.0%                |
| ③あまりそう思わない<br>(Somewhat Disagree)  | 18                 | 14<br>77.8%                              | 4<br>22.2%               | 0<br>0.0%                | 4<br>22.2%                 | 6<br>33.3%                                      | 6<br>33.3%   | 2<br>11.1%                         | 0<br>0.0%                |
| ②そう思わない<br>(Disagree)              | 10                 | 7<br>70.0%                               | 3<br>30.0%               | 0<br>0.0%                | 4<br>40.0%                 | 3<br>30.0%                                      | 3<br>30.0%   | 0<br>0.0%                          | 0<br>0.0%                |
| ①まったくそう思わない<br>(Strongly Disagree) | 14                 | 12<br>85.7%                              | 2<br>14.3%               | 0<br>0.0%                | 8<br>57.1%                 | 2<br>14.3%                                      | 1<br>7.1%  | 3<br>21.4%                         | 0<br>0.0%                |
| 無効回答<br>(Invalid answer)           | 4                  | 4<br>100.0%                              | 0<br>0.0%                | 0<br>0.0%                | 2<br>50.0%                 | 1<br>25.0%                                      | 0<br>0.0%  | 1<br>25.0%                         | 0<br>0.0%                |
| 計<br>(Total)                       | 866                | 795<br>91.8%                             | 69<br>8.0%               | 2<br>0.2%                | 312<br>36.0%               | 280<br>32.3%                                    | 185<br>21.4%   | 86<br>9.9%                         | 3<br>0.3%                |

2024年度秋学期「学生授業アンケート」集計結果

(Student Course Evaluation Results for Autumn-Term 2024)

早稲田大学

|                             |    |                 |   |                            |       |
|-----------------------------|----|-----------------|---|----------------------------|-------|
| 科目設置箇所名<br>(Name of School) | 全学 | 設問タイプ<br>(type) | V | 履修者数<br>(No. of Students)  | 2,567 |
|                             |    |                 |   | 回答者数<br>(No. of Responses) | 866   |
|                             |    |                 |   | 回答率<br>(Response Rate)     | 33.7% |

※履修情報は、2月10日時点の情報(※Enrollment information as of February 10)

Q7.(問題や課題について改善策や解決策を議論する機会があった。)の回答ごとに見た出席状況、学習時間

(There was an opportunity to discuss solutions and improvement plans for problems and challenges.)

|                                    | 人数<br>(the number) | 回答数(No. of Responses)／回答率(Response rate) |                          |                          |                            |   |  |                                    |                          |
|------------------------------------|--------------------|--|--------------------------|--------------------------|----------------------------|---|--|------------------------------------|--------------------------|
|                                    |                    | 出席状況<br>(attendance)                     |                          |                          | 学習時間<br>(study time)       |   |  |                                    |                          |
|                                    |                    | 80%以上<br>(80% and above)                 | 80%未満<br>(Less than 80%) | 無効回答<br>(Invalid answer) | 2時間以上<br>(2 hours or more) | 1～2時間<br>未満<br>(1 hour to less than<br>2 hours) | 30分～<br>1時間未満<br>(30 minutes to<br>less than 1 hour) | 30分未満<br>(Less than<br>30 minutes) | 無効回答<br>(Invalid answer) |
| ⑥とてもそう思う<br>(Strongly Agree)       | 455                | 431<br>94.7%                             | 24<br>5.3%               | 0<br>0.0%                | 162<br>35.6%               | 151<br>33.2%                                    | 102<br>22.4%   | 38<br>8.4%                         | 2<br>0.4%                |
| ⑤そう思う<br>(Agree)                   | 242                | 224<br>92.6%                             | 16<br>6.6%               | 2<br>0.8%                | 82<br>33.9%                | 86<br>35.5%                                     | 53<br>21.9%  | 21<br>8.7%                         | 0<br>0.0%                |
| ④ややそう思う<br>(Somewhat Agree)        | 96                 | 76<br>79.2%                              | 20<br>20.8%              | 0<br>0.0%                | 42<br>43.8%                | 26<br>27.1%                                     | 16<br>16.7%  | 11<br>11.5%                        | 1<br>1.0%                |
| ③あまりそう思わない<br>(Somewhat Disagree)  | 38                 | 34<br>89.5%                              | 4<br>10.5%               | 0<br>0.0%                | 11<br>28.9%                | 8<br>21.1%                                      | 10<br>26.3%  | 9<br>23.7%                         | 0<br>0.0%                |
| ②そう思わない<br>(Disagree)              | 18                 | 15<br>83.3%                              | 3<br>16.7%               | 0<br>0.0%                | 6<br>33.3%                 | 7<br>38.9%                                      | 3<br>16.7%   | 2<br>11.1%                         | 0<br>0.0%                |
| ①まったくそう思わない<br>(Strongly Disagree) | 15                 | 13<br>86.7%                              | 2<br>13.3%               | 0<br>0.0%                | 9<br>60.0%                 | 2<br>13.3%                                      | 0<br>0.0%  | 4<br>26.7%                         | 0<br>0.0%                |
| 無効回答<br>(Invalid answer)           | 2                  | 2<br>100.0%                              | 0<br>0.0%                | 0<br>0.0%                | 0<br>0.0%                  | 0<br>0.0%                                       | 1<br>50.0%   | 1<br>50.0%                         | 0<br>0.0%                |
| 計<br>(Total)                       | 866                | 795<br>91.8%                             | 69<br>8.0%               | 2<br>0.2%                | 312<br>36.0%               | 280<br>32.3%                                    | 185<br>21.4%   | 86<br>9.9%                         | 3<br>0.3%                |

Q8.(学生のレベルや理解度を把握して授業が進められた。)の回答ごとに見た出席状況、学習時間

(This course was conducted while taking into consideration the students' current level and their depth of understanding.)

|                                    | 人数<br>(the number) | 回答数(No. of Responses)／回答率(Response rate) |                          |                          |                            |   |  |                                    |                          |
|------------------------------------|--------------------|--|--------------------------|--------------------------|----------------------------|---|--|------------------------------------|--------------------------|
|                                    |                    | 出席状況<br>(attendance)                     |                          |                          | 学習時間<br>(study time)       |   |  |                                    |                          |
|                                    |                    | 80%以上<br>(80% and above)                 | 80%未満<br>(Less than 80%) | 無効回答<br>(Invalid answer) | 2時間以上<br>(2 hours or more) | 1～2時間<br>未満<br>(1 hour to less than<br>2 hours) | 30分～<br>1時間未満<br>(30 minutes to<br>less than 1 hour) | 30分未満<br>(Less than<br>30 minutes) | 無効回答<br>(Invalid answer) |
| ⑥とてもそう思う<br>(Strongly Agree)       | 497                | 470<br>94.6%                             | 27<br>5.4%               | 0<br>0.0%                | 176<br>35.4%               | 168<br>33.8%                                    | 106<br>21.3%   | 46<br>9.3%                         | 1<br>0.2%                |
| ⑤そう思う<br>(Agree)                   | 220                | 197<br>89.5%                             | 22<br>10.0%              | 1<br>0.5%                | 82<br>37.3%                | 70<br>31.8%                                     | 52<br>23.6%  | 14<br>6.4%                         | 2<br>0.9%                |
| ④ややそう思う<br>(Somewhat Agree)        | 98                 | 85<br>86.7%                              | 12<br>12.2%              | 1<br>1.0%                | 35<br>35.7%                | 27<br>27.6%                                     | 19<br>19.4%  | 17<br>17.3%                        | 0<br>0.0%                |
| ③あまりそう思わない<br>(Somewhat Disagree)  | 26                 | 21<br>80.8%                              | 5<br>19.2%               | 0<br>0.0%                | 7<br>26.9%                 | 10<br>38.5%                                     | 5<br>19.2%   | 4<br>15.4%                         | 0<br>0.0%                |
| ②そう思わない<br>(Disagree)              | 11                 | 9<br>81.8%                               | 2<br>18.2%               | 0<br>0.0%                | 4<br>36.4%                 | 3<br>27.3%                                      | 2<br>18.2%   | 2<br>18.2%                         | 0<br>0.0%                |
| ①まったくそう思わない<br>(Strongly Disagree) | 9                  | 8<br>88.9%                               | 1<br>11.1%               | 0<br>0.0%                | 5<br>55.6%                 | 1<br>11.1%                                      | 1<br>11.1%   | 2<br>22.2%                         | 0<br>0.0%                |
| 無効回答<br>(Invalid answer)           | 5                  | 5<br>100.0%                              | 0<br>0.0%                | 0<br>0.0%                | 3<br>60.0%                 | 1<br>20.0%                                      | 0<br>0.0%  | 1<br>20.0%                         | 0<br>0.0%                |
| 計<br>(Total)                       | 866                | 795<br>91.8%                             | 69<br>8.0%               | 2<br>0.2%                | 312<br>36.0%               | 280<br>32.3%                                    | 185<br>21.4%   | 86<br>9.9%                         | 3<br>0.3%                |

Q9.(シラバスで示された到達目標が達成されるように、授業が行われた。)の回答ごとに見た出席状況、学習時間

(The course was conducted in accordance with the objectives stated in the syllabus.)

|                                    | 人数<br>(the number) | 回答数(No. of Responses)／回答率(Response rate) |                          |                          |                            |   |  |                                    |                          |
|------------------------------------|--------------------|--|--------------------------|--------------------------|----------------------------|---|--|------------------------------------|--------------------------|
|                                    |                    | 出席状況<br>(attendance)                     |                          |                          | 学習時間<br>(study time)       |   |  |                                    |                          |
|                                    |                    | 80%以上<br>(80% and above)                 | 80%未満<br>(Less than 80%) | 無効回答<br>(Invalid answer) | 2時間以上<br>(2 hours or more) | 1～2時間<br>未満<br>(1 hour to less than<br>2 hours) | 30分～<br>1時間未満<br>(30 minutes to<br>less than 1 hour) | 30分未満<br>(Less than<br>30 minutes) | 無効回答<br>(Invalid answer) |
| ⑥とてもそう思う<br>(Strongly Agree)       | 554                | 520<br>93.9%                             | 33<br>6.0%               | 1<br>0.2%                | 212<br>38.3%               | 183<br>33.0%                                    | 112<br>20.2%   | 45<br>8.1%                         | 2<br>0.4%                |
| ⑤そう思う<br>(Agree)                   | 235                | 207<br>88.1%                             | 27<br>11.5%              | 1<br>0.4%                | 74<br>31.5%                | 76<br>32.3%                                     | 57<br>24.3%  | 27<br>11.5%                        | 1<br>0.4%                |
| ④ややそう思う<br>(Somewhat Agree)        | 57                 | 50<br>87.7%                              | 7<br>12.3%               | 0<br>0.0%                | 19<br>33.3%                | 16<br>28.1%                                     | 14<br>24.6%  | 8<br>14.0%                         | 0<br>0.0%                |
| ③あまりそう思わない<br>(Somewhat Disagree)  | 11                 | 10<br>90.9%                              | 1<br>9.1%                | 0<br>0.0%                | 3<br>27.3%                 | 5<br>45.5%                                      | 1<br>9.1%  | 2<br>18.2%                         | 0<br>0.0%                |
| ②そう思わない<br>(Disagree)              | 6                  | 6<br>100.0%                              | 0<br>0.0%                | 0<br>0.0%                | 3<br>50.0%                 | 0<br>0.0%                                       | 1<br>16.7%   | 2<br>33.3%                         | 0<br>0.0%                |
| ①まったくそう思わない<br>(Strongly Disagree) | 2                  | 1<br>50.0%                               | 1<br>50.0%               | 0<br>0.0%                | 1<br>50.0%                 | 0<br>0.0%                                       | 0<br>0.0%  | 1<br>50.0%                         | 0<br>0.0%                |
| 無効回答<br>(Invalid answer)           | 1                  | 1<br>100.0%                              | 0<br>0.0%                | 0<br>0.0%                | 0<br>0.0%                  | 0<br>0.0%                                       | 0<br>0.0%  | 1<br>100.0%                        | 0<br>0.0%                |
| 計<br>(Total)                       | 866                | 795<br>91.8%                             | 69<br>8.0%               | 2<br>0.2%                | 312<br>36.0%               | 280<br>32.3%                                    | 185<br>21.4%   | 86<br>9.9%                         | 3<br>0.3%                |

2024年度秋学期「学生授業アンケート」集計結果

(Student Course Evaluation Results for Autumn-Term 2024)

早稲田大学

|                             |    |                 |   |                            |       |
|-----------------------------|----|-----------------|---|----------------------------|-------|
| 科目設置箇所名<br>(Name of School) | 全学 | 設問タイプ<br>(type) | V | 履修者数<br>(No. of Students)  | 2,567 |
|                             |    |                 |   | 回答者数<br>(No. of Responses) | 866   |
|                             |    |                 |   | 回答率<br>(Response Rate)     | 33.7% |

※履修情報は、2月10日時点の情報(※Enrollment information as of February 10)

Q10.(課題の量は適切だった。)の回答ごとに見た出席状況、学習時間  
(The amount of assignments was appropriate.)

|                                    | 人数<br>(the number) | 回答数(No. of Responses)／回答率(Response rate) |                          |                          |                            |  |   |                                 |                          |
|------------------------------------|--------------------|--|--------------------------|--------------------------|----------------------------|--|---|---------------------------------|--------------------------|
|                                    |                    | 出席状況<br>(attendance)                     |                          |                          | 学習時間<br>(study time)       |  |   |                                 |                          |
|                                    |                    | 80%以上<br>(80% and above)                 | 80%未満<br>(Less than 80%) | 無効回答<br>(Invalid answer) | 2時間以上<br>(2 hours or more) | 1～2時間<br>未満<br>(1 hour to less than 2 hours) | 30分～<br>1時間未満<br>(30 minutes to less than 1 hour) | 30分未満<br>(Less than 30 minutes) | 無効回答<br>(Invalid answer) |
| ⑥とてもそう思う<br>(Strongly Agree)       | 461                | 437<br>94.8%                             | 24<br>5.2%               | 0<br>0.0%                | 158<br>34.3%               | 150<br>32.5%                                 | 104<br>22.6%                                      | 48<br>10.4%                     | 1<br>0.2%                |
| ⑤そう思う<br>(Agree)                   | 241                | 217<br>90.0%                             | 23<br>9.5%               | 1<br>0.4%                | 80<br>33.2%                | 80<br>33.2%                                  | 58<br>24.1%                                       | 22<br>9.1%                      | 1<br>0.4%                |
| ④ややそう思う<br>(Somewhat Agree)        | 105                | 92<br>87.6%                              | 13<br>12.4%              | 0<br>0.0%                | 43<br>41.0%                | 33<br>31.4%                                  | 18<br>17.1%                                       | 11<br>10.5%                     | 0<br>0.0%                |
| ③あまりそう思わない<br>(Somewhat Disagree)  | 33                 | 29<br>87.9%                              | 3<br>9.1%                | 1<br>3.0%                | 18<br>54.5%                | 8<br>24.2%                                   | 4<br>12.1%  | 2<br>6.1%                       | 1<br>3.0%                |
| ②そう思わない<br>(Disagree)              | 9                  | 8<br>88.9%                               | 1<br>11.1%               | 0<br>0.0%                | 5<br>55.6%                 | 3<br>33.3%                                   | 1<br>11.1%  | 0<br>0.0%                       | 0<br>0.0%                |
| ①まったくそう思わない<br>(Strongly Disagree) | 13                 | 8<br>61.5%                               | 5<br>38.5%               | 0<br>0.0%                | 6<br>46.2%                 | 5<br>38.5%                                   | 0<br>0.0%   | 2<br>15.4%                      | 0<br>0.0%                |
| 無効回答<br>(Invalid answer)           | 4                  | 4<br>100.0%                              | 0<br>0.0%                | 0<br>0.0%                | 2<br>50.0%                 | 1<br>25.0%                                   | 0<br>0.0%   | 1<br>25.0%                      | 0<br>0.0%                |
| 計<br>(Total)                       | 866                | 795<br>91.8%                             | 69<br>8.0%               | 2<br>0.2%                | 312<br>36.0%               | 280<br>32.3%                                 | 185<br>21.4%                                      | 86<br>9.9%                      | 3<br>0.3%                |

Q11.(各授業の到達目標を達成するうえで、授業内容と授業形態(対面・リアルタイム配信・オンデマンドなど)の組み合わせは適切だったか。)の回答ごとに見た出席状況、学習時間  
(Was the combination of the course content and class modality (in-person, realtime streaming, on-demand) appropriate in achieving each class's objectives?)

|                                    | 人数<br>(the number) | 回答数(No. of Responses)／回答率(Response rate) |                          |                          |                            |  |   |                                 |                          |
|------------------------------------|--------------------|--|--------------------------|--------------------------|----------------------------|--|---|---------------------------------|--------------------------|
|                                    |                    | 出席状況<br>(attendance)                     |                          |                          | 学習時間<br>(study time)       |  |   |                                 |                          |
|                                    |                    | 80%以上<br>(80% and above)                 | 80%未満<br>(Less than 80%) | 無効回答<br>(Invalid answer) | 2時間以上<br>(2 hours or more) | 1～2時間<br>未満<br>(1 hour to less than 2 hours) | 30分～<br>1時間未満<br>(30 minutes to less than 1 hour) | 30分未満<br>(Less than 30 minutes) | 無効回答<br>(Invalid answer) |
| ⑥とてもそう思う<br>(Strongly Agree)       | 511                | 485<br>94.9%                             | 26<br>5.1%               | 0<br>0.0%                | 173<br>33.9%               | 170<br>33.3%                                 | 116<br>22.7%                                      | 50<br>9.8%                      | 2<br>0.4%                |
| ⑤そう思う<br>(Agree)                   | 231                | 207<br>89.6%                             | 22<br>9.5%               | 2<br>0.9%                | 87<br>37.7%                | 76<br>32.9%                                  | 46<br>19.9%                                       | 21<br>9.1%                      | 1<br>0.4%                |
| ④ややそう思う<br>(Somewhat Agree)        | 64                 | 56<br>87.5%                              | 8<br>12.5%               | 0<br>0.0%                | 28<br>43.8%                | 21<br>32.8%                                  | 9<br>14.1%  | 6<br>9.4%                       | 0<br>0.0%                |
| ③あまりそう思わない<br>(Somewhat Disagree)  | 31                 | 23<br>74.2%                              | 8<br>25.8%               | 0<br>0.0%                | 12<br>38.7%                | 8<br>25.8%                                   | 6<br>19.4%  | 5<br>16.1%                      | 0<br>0.0%                |
| ②そう思わない<br>(Disagree)              | 16                 | 12<br>75.0%                              | 4<br>25.0%               | 0<br>0.0%                | 7<br>43.8%                 | 3<br>18.8%                                   | 4<br>25.0%  | 2<br>12.5%                      | 0<br>0.0%                |
| ①まったくそう思わない<br>(Strongly Disagree) | 10                 | 9<br>90.0%                               | 1<br>10.0%               | 0<br>0.0%                | 4<br>40.0%                 | 2<br>20.0%                                   | 3<br>30.0%  | 1<br>10.0%                      | 0<br>0.0%                |
| 無効回答<br>(Invalid answer)           | 3                  | 3<br>100.0%                              | 0<br>0.0%                | 0<br>0.0%                | 1<br>33.3%                 | 0<br>0.0%                                    | 1<br>33.3%  | 1<br>33.3%                      | 0<br>0.0%                |
| 計<br>(Total)                       | 866                | 795<br>91.8%                             | 69<br>8.0%               | 2<br>0.2%                | 312<br>36.0%               | 280<br>32.3%                                 | 185<br>21.4%                                      | 86<br>9.9%                      | 3<br>0.3%                |

Q12.(総合的にみてこの授業は有意義だった。)の組み合わせは適切だったか。)の回答ごとに見た出席状況、学習時間  
(Overall, this course was beneficial.)

|                                    | 人数<br>(the number) | 回答数(No. of Responses)／回答率(Response rate) |                          |                          |                            |  |   |                                 |                          |
|------------------------------------|--------------------|--|--------------------------|--------------------------|----------------------------|--|---|---------------------------------|--------------------------|
|                                    |                    | 出席状況<br>(attendance)                     |                          |                          | 学習時間<br>(study time)       |  |   |                                 |                          |
|                                    |                    | 80%以上<br>(80% and above)                 | 80%未満<br>(Less than 80%) | 無効回答<br>(Invalid answer) | 2時間以上<br>(2 hours or more) | 1～2時間<br>未満<br>(1 hour to less than 2 hours) | 30分～<br>1時間未満<br>(30 minutes to less than 1 hour) | 30分未満<br>(Less than 30 minutes) | 無効回答<br>(Invalid answer) |
| ⑥とてもそう思う<br>(Strongly Agree)       | 535                | 504<br>94.2%                             | 30<br>5.6%               | 1<br>0.2%                | 182<br>34.0%               | 188<br>35.1%                                 | 119<br>22.2%                                      | 44<br>8.2%                      | 2<br>0.4%                |
| ⑤そう思う<br>(Agree)                   | 223                | 198<br>88.8%                             | 24<br>10.8%              | 1<br>0.4%                | 85<br>38.1%                | 66<br>29.6%                                  | 51<br>22.9%                                       | 21<br>9.4%                      | 0<br>0.0%                |
| ④ややそう思う<br>(Somewhat Agree)        | 64                 | 58<br>90.6%                              | 6<br>9.4%                | 0<br>0.0%                | 25<br>39.1%                | 16<br>25.0%                                  | 9<br>14.1%  | 13<br>20.3%                     | 1<br>1.6%                |
| ③あまりそう思わない<br>(Somewhat Disagree)  | 11                 | 9<br>81.8%                               | 2<br>18.2%               | 0<br>0.0%                | 4<br>36.4%                 | 3<br>27.3%                                   | 1<br>9.1%   | 3<br>27.3%                      | 0<br>0.0%                |
| ②そう思わない<br>(Disagree)              | 7                  | 4<br>57.1%                               | 3<br>42.9%               | 0<br>0.0%                | 3<br>42.9%                 | 1<br>14.3%                                   | 3<br>42.9%  | 0<br>0.0%                       | 0<br>0.0%                |
| ①まったくそう思わない<br>(Strongly Disagree) | 12                 | 9<br>75.0%                               | 3<br>25.0%               | 0<br>0.0%                | 7<br>58.3%                 | 2<br>16.7%                                   | 1<br>8.3%   | 2<br>16.7%                      | 0<br>0.0%                |
| 無効回答<br>(Invalid answer)           | 14                 | 13<br>92.9%                              | 1<br>7.1%                | 0<br>0.0%                | 6<br>42.9%                 | 4<br>28.6%                                   | 1<br>7.1%   | 3<br>21.4%                      | 0<br>0.0%                |
| 計<br>(Total)                       | 866                | 795<br>91.8%                             | 69<br>8.0%               | 2<br>0.2%                | 312<br>36.0%               | 280<br>32.3%                                 | 185<br>21.4%                                      | 86<br>9.9%                      | 3<br>0.3%                |

2024年度秋学期「学生授業アンケート」集計結果

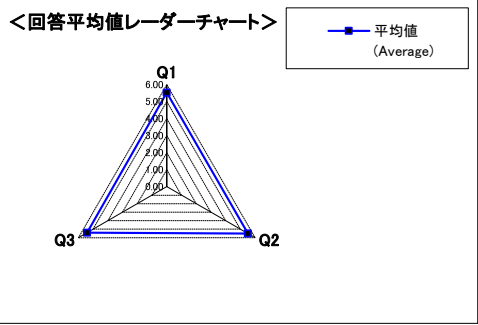
(Student Course Evaluation Results for Autumn-Term 2024)

早稲田大学

|                             |    |                 |   |                            |       |
|-----------------------------|----|-----------------|---|----------------------------|-------|
| 科目設置箇所名<br>(Name of School) | 全学 | 設問タイプ<br>(type) | V | 履修者数<br>(No. of Students)  | 2,567 |
|                             |    |                 |   | 回答者数<br>(No. of Responses) | 866   |
|                             |    |                 |   | 回答率<br>(Response Rate)     | 33.7% |

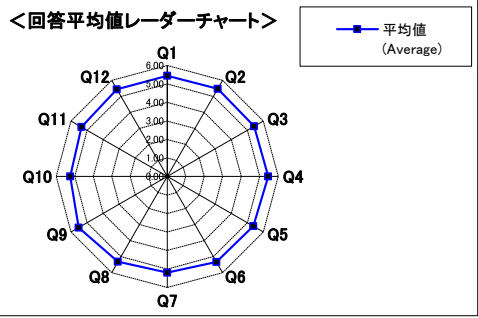
※履修情報は、2月10日時点の情報(※Enrollment information as of February 10)

I. あなた自身のことに関する設問 チャート



| 設問文(Question text)                 | 平均値<br>(Average) |
|------------------------------------|------------------|
| Q1.この授業の目的、到達目標、求められた課題について把握していた。 | 5.53             |
| Q2.この授業を理解するために努力した。               | 5.51             |
| Q3.この授業の内容をよく理解できた。                | 5.41             |

II. この授業についての意見に関する設問 チャート



| 設問文(Question text)   | 平均値<br>(Average) |
|--|------------------|
| Q1.音声の途切れやタイムラグなどはなく、聞き取りやすかった。  | 5.44             |
| Q2.画面に提示された資料や配布資料などはわかりやすかった。   | 5.47             |
| Q3.この授業では学生の理解を深めるための工夫(レビューシート、小テスト、小レポート、グループワーク、予復習用の動画配信、クlickerなど)があった。 | 5.42             |
| Q4.この授業では効果的に学生の参加(質問や発言など)を促していた。   | 5.46             |
| Q5.この授業では授業課題や学生の参加に関して効果的なフィードバックがあった。                                      | 5.37             |
| Q6.授業を通じて学生が問題や課題を考えたり、見出したりする機会があった。  | 5.33             |
| Q7.問題や課題について改善策や解決策を議論する機会があった。  | 5.20             |
| Q8.学生のレベルや理解度を把握して授業が進められた。  | 5.32             |
| Q9.シラバスで示された到達目標が達成されるように、授業が行われた。   | 5.52             |
| Q10.課題の量は適切だった。  | 5.24             |
| Q11.各授業の到達目標を達成するうえで、授業内容と授業形態(対面・リアルタイム配信・オンデマンドなど)の組み合わせは適切だったか。           | 5.34             |
| Q12.総合的にみてこの授業は有意義だった。   | 5.45             |