

# Application Guide for September 2026 Entry

School of Social Sciences

WASEDA UNIVERSITY

version 1.0



- Please read this “Guide”, the “[List of Application Documents by Education System](#),” and the “[FAQs](#)” on our website thoroughly before making inquiries to our office.
- Please make all inquiries via <https://forms.office.com/r/C5HWj7wdFZ> in order for us to keep records of all communications with our applicants.
- All dates and times stated in this “Guide” are in Japan Standard Time (JST).



## TABLE OF CONTENTS

### BEFORE THE APPLICATION PERIOD

Step 1	Understand the Basic Admission Scheme .....	P. 3
Step 2	Prepare the Necessary Documents .....	P. 8

### DURING THE APPLICATION PERIOD

Step 3	Pay the Screening Fee .....	P.14
Step 4	Complete the Online Application .....	P.16

### AFTER YOU APPLY

Step 5	Screening Procedures and Schedules .....	P.17
--------	--	------

### AFTER ACCEPTANCE

Step 6	Complete the Enrollment Procedures .....	P.21
Step 7	Preparations for Enrollment (Scholarships, Dormitories, etc.).....	P.24

### COMMON NOTES

Notes on Application .....	P.26
University Regulations .....	P.26
Basic Policy Statements .....	P.27
Revision History .....	P.28

## STEP 1 Understand the Basic Admission Scheme

The School of Social Sciences (hereinafter referred to as “the School”) at Waseda University welcomes applicants from all over the world and accepts various types of standardized tests.

### ADMISSION POLICY

<https://www.waseda.jp/fsss/sss/en/about/policy/>

### DEGREE PROGRAMS

- B.A., Bachelor of Arts in Social Sciences

### LANGUAGE OF INSTRUCTION

English

- \* Japanese language ability is not required at the time of application.

### TIME OF MATRICULATION

Admitted students start in September as first-year students of a four-year program.

- \* The School does not admit transfer students.

### NUMBER OF STUDENTS TO BE ADMITTED

Approximately 60 students

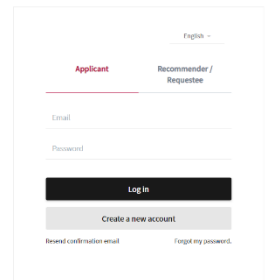
- \* There is no quota or target for international students of particular nationalities.

### APPLICATION METHODS

The application process is to be completed via the online application system, “The Admissions Office” (hereinafter referred to as “TAO”).

TAO

<https://admissions-office.net/en/portal>



### SCREENING METHODS

- Admissions decisions are based on a holistic screening of the application documents. This includes consideration of examination/test scores and English language proficiency.
- Applicants may be invited to an interview if required.

## ELIGIBILITY

**Applicants from educational systems other than Japan must meet one of the following requirements: A, B, or C.**

- A. At the time of application, you must meet one of the following qualifications:<sup>(a)</sup>
1. You have completed or are expected to complete secondary education and formal school education for 12 or more years outside Japan. <sup>(b)</sup>
  2. You have completed or are expected to complete secondary education and formal school education for 12 years at an international school that has been accredited by an international accreditation institution. <sup>(c)</sup>
  3. You have completed or are expected to complete formal school education at a foreign school in Japan designated by MEXT<sup>(d)</sup> as equivalent to a high school in Japan. <sup>(e)</sup>
  4. You have obtained or are expected to obtain one of the following qualifications: International Baccalaureate Diploma, Baccalauréat, Abitur, General Certificate of Education Advanced Level, International General Certificate of Education Advanced Level, or European Baccalaureate Diploma.
  5. You have completed or are expected to complete secondary education and formal school education for 11 years in the specific countries designated by MEXT. <sup>(f)</sup>
  6. You have completed or are expected to complete a college preparatory course designated by MEXT after completing a formal education of less than 12 years, other than in the cases specified in No. 5 above.
- B. You are 18 years old or older as of the expected enrollment date, AND you have passed, at the time of application, a qualification exam that proves you have scholastic ability equivalent to or higher than those who have completed a 12-year education curriculum outside Japan.
- C. You are 18 years old or older as of the expected enrollment date, AND you are recognized individually by the School as having met the requirements equivalent to A or B above.

**Applicants from Japanese educational system must meet one of the following requirements: D, E, or F.**

- D. You have graduated or are expected to graduate from a "High School" or a 6-year "Secondary School" in Japan, or you meet one of the qualifications in the footnotes. <sup>(a)(g)</sup>
- E. You are 18 years old or older as of the expected enrollment date, AND you have passed, or are scheduled to pass by the expected enrollment date, the high school equivalency examination given by MEXT.
- F. You are 18 years old or older as of the expected enrollment date, AND you are recognized individually by the School as having met the requirements equivalent to D or E above.

---

(a) There is no minimum age requirement if you meet one of the qualifications listed.

(b) Those who "have completed or are expected to complete secondary education and formal school education for 12 or more years outside Japan" refers to those who have completed elementary and secondary school education, whether in Japan or abroad, and who have graduated/are expected to graduate from a formal secondary education institution in a foreign country.

(c) WASC (Western Association of Schools and Colleges), ACSI (Association of Christian Schools International), CIS (Council of International Schools), NEASC (New England Association of Schools and Colleges), Cognia (including NCA CASI, NWAC and SACS CASI), and COBIS (Council of British International Schools).

(d) "MEXT" in this section refers to the Ministry of Education, Culture, Sports, Science and Technology.

(e) Foreign schools in Japan designated by MEXT :

[https://www.mext.go.jp/a\\_menu/koutou/shikaku/07111314/003.htm](https://www.mext.go.jp/a_menu/koutou/shikaku/07111314/003.htm)(in Japanese)

- (f) Designated 11-year school education equivalent to a “High School” in Japan; Belarus, Kazakhstan, Myanmar, Peru, Russia, Sudan, Ukraine, and Uzbekistan :  
[https://www.mext.go.jp/a\\_menu/koutou/shikaku/1380756.htm](https://www.mext.go.jp/a_menu/koutou/shikaku/1380756.htm)(in Japanese)
- (g) Other qualifications are as follows:
  - You have graduated or are expected to graduate from a high school part of a “School for Special Needs Education” or completed the 3<sup>rd</sup> grade of a 5-year “College of Technology” in Japan.
  - You have graduated or are expected to graduate from a school for Japanese outside Japan which is designated by MEXT as is equivalent to high schools in Japan :  
[https://www.mext.go.jp/a\\_menu/koutou/shikaku/07111314/004.htm](https://www.mext.go.jp/a_menu/koutou/shikaku/07111314/004.htm)(in Japanese)
  - You have completed or are expected to complete an upper secondary course at a specialized training college designated by MEXT.

**NOTE:**

- 1) Eligibility is not decided by nationality or length of period living abroad.
- 2) There is no minimum requirement for GPA or standardized test scores that applicants must meet.
- 3) If you are expected or scheduled to meet any of the qualifications above, you must meet them before the first date of enrollment.
- 4) If you are not sure whether you meet the requirements for applicant eligibility or if you would like to verify your eligibility, contact the School and submit designated documents at least 3 weeks before the application deadline. Applicant’s eligibility will be reviewed based on the submission of designated documents and inquiries regarding application eligibility will not be addressed over the phone or in person.

#### **TIMELINE FOR FIRST & SECOND ROUND**

Event	First Round	Second Round
Online Application Period	January 8 (10:00 AM)–13, 2026	January 14– February 10 (5:00 PM), 2026
Notification of Examinee Number	By February 2, 2026	By March 17, 2026
Interview (if required)	February 14 or 15, 2026	April 4 or 5, 2026
Results Announcement	March 3, 2026	April 10, 2026
<b>DECISION ON THE CONDUCT OF THE THIRD ROUND *</b>		<b>April 10, 2026</b>
First Enrollment Procedures	(see below)	(see below)
Action 1: Fee Payment	By March 12, 2026	By April 24, 2026
Action 2: Submission of Visa-related Documents	By April 29, 2026	
Second Enrollment Procedures	(see below)	(see below)
Action 3: Verification of Application Documents	TBA	TBA
Action 4: Online Registration	TBA	TBA
Enrollment Date	September 21, 2026	

#### **\*DECISION ON THE CONDUCT OF THE THIRD ROUND**

If the applications and successful applicants in the First and Second Rounds sufficiently fulfill TAISS's enrollment capacity, the Third Round may **NOT** be conducted.

The decision on the conduct of the Third Round will be made at the time of Results Announcement for the Second Round admission.

Please note that we only accept around 60 students for September Admissions so vacancies might be limited as the round progresses, including those for financial grants.

### **TIMELINE FOR THIRD ROUND**

<b>Whether the Third Round will be conducted depends on the outcome of the First and Second Round. If the Third Round is conducted, relevant information will be announced on our official website.</b>	
Event	Third Round
Online Application Period	April 28 (10:00 AM)- May 7 (5:00 PM),2026
Notification of Examinee Number	By May 25, 2026
Interview (if required)	June 6 or 7, 2026
Results Announcement	June 12, 2026
First Enrollment Procedures	(see below)
Action 1: Fee Payment	By June 18, 2026
Action 2: Submission of Visa-related Documents	By June 25, 2026
Second Enrollment Procedures	(see below)
Action 3: Verification of Application Documents	TBA
Action 4: Online Registration	TBA
Enrollment Date	September 21, 2026

**\*If the third round is not held, any dates or information related to the Third Round shall be considered invalid.**

## STEP 2 Prepare the Necessary Documents

The application process will be mostly conducted through the online system (TAO), and there are a number of documents that you must prepare in advance. Carefully read this application guide and prepare all the required documents before the beginning of the application period.

### Application Documents

Document		Who should submit	Ref
1.	Proof of Applicant Eligibility (e.g., Certificate of Expected Graduation)	Applicant	P. 9
2.	Academic Transcript <sup>(a)</sup>	Applicant	P. 9
3.	Grading Scale	Applicant	P. 10
4.	Standardized Test Score <sup>(a)</sup>	SAT	College Board P. 10-11
		ACT	
		IBDP Final Grades	
		Others	
5.	English Language Proficiency Test Score <sup>(a)</sup>	TOEFL iBT	ETS P. 11-12
		IELTS (Academic)	
6.	Statement of Purpose	Applicant	P. 12
7.	Proof of Achievements	Applicant	P. 12
8.	Personal Identification (Passport)	Applicant	P. 13
9.	Applicant's Photo	Applicant	P. 13
10.	Residence Card in Japan <sup>(c)</sup>	Applicant	P. 13
11.	Proof of Payment	Applicant	P. 13

(a) For more details, see the "[List of Application Documents by Education System](#)," which can be found on the School website.

(b) We are aware that some high schools/institutions have a policy of keeping documents confidential from students. In this case, ask your high school to upload the required certificates directly on the designated form ([https://wasedaunivcampus.au1.qualtrics.com/jfe/form/SV\\_3RfoKkU7TDJTAt0](https://wasedaunivcampus.au1.qualtrics.com/jfe/form/SV_3RfoKkU7TDJTAt0)).

(c) Only for non-Japanese nationals residing in Japan.

### NOTE:

#### 1) Requirements on original documents

On TAO, you will first upload PDF versions of the original/certified documents and certificates to follow our online application process. However, later as part of our enrollment procedures, successful applicants will be required to prove their originality either by submitting their physical copies by post, having their official versions sent by e-mail from the issuing organization, or using digital credential services. If you are unable to do so by the designated deadline, you will be considered to have failed to meet our enrollment qualifications. Any discrepancies may be considered as falsification/fabrication of application documents, and your admission may be revoked. For more details, refer to P. 21 Step 6: Complete the Enrollment Procedures.

#### 2) Applicant's name on documents

Note that all the documents must be issued under your legal name written in English alphabet on your passport. If the name used on the application documents differs from the name on your passport, upload documentation with your passport in the Personal Details section to prove that all names belong to the same person.

#### 3) Language specification

Certificates issued in English are accepted. If they are originally issued in any other language, attach an English translation to the original. The translation must be prepared either by the issuing institution (e.g., your high school), or by a translation agency/office officially approved by the government.



4) **Meeting the deadline**

All application documents, including ones directly sent from your high school or other institutions, must be received by the School no later than the designated deadline. Those that arrive after the deadline will not be accepted under any circumstances. We do not notify applicants about the delivery status of application documents (including electric scores). Verify on your own that the procedure for having the score report sent directly from the testing organization has been properly completed.

## 1. Proof of Applicant Eligibility

---

Prepare a PDF version of a certificate proving you have completed or are scheduled to complete a secondary education curriculum. The certificate must show your legal name in alphabet, date of birth, the official name of the school in English, (expected) graduation date, and the issuance date. The issuance date of Certificate of Graduation must be on or after the actual graduation date.

**NOTE:**

- 1) If the transcript shows your (expected) graduation date, you do not need to prepare a separate document.
- 2) If your high school does not issue a certificate of graduation (or expected graduation), use the "[Template for Certificate of Graduation/Expected Graduation](#)," which you can download from the School website.
- 3) If you did not graduate from high school but passed the university entrance qualification test (high school equivalency examination), submit the documents certifying this fact, instead of the certificate of high school graduation.
- 4) The documents should be in English or with an English translation, but certificates of (expected) graduation in Japanese can be accepted when the original documents can only be issued in Japanese.
- 5) If you are studying or have studied at a high school in China, please let us know if you will sit/have sat for China High School Academic Proficiency Test (Huikao/会考) on TAO. If you have the results, upload a PDF version of "Verification Report of China High School Academic Proficiency Test (Huikao) Results" issued in English by CSSD (学信网). Verification Report must include your legal name in alphabet and verification QR code. Only report issued by CSSD will be considered valid. Huikao results are used only for the purpose of reviewing applicants' eligibility. Note that documents issued by CSSD (学信网) may take up to one month to be issued after application.  
If you will sit/have sat for the test, you will be asked to send English version of "Verification Report of China Secondary Education Qualification Certificate(中国中等教育学历验证报告 issued in English)" (not the Huikao results) directly from CSSD (学信网) as a part of our enrollment procedures.

## 2. Academic Transcript

---

Prepare a PDF version of academic transcripts/school reports issued by your high school (or an equivalent institution) from Grade 10 onwards up to the most recent academic term as specified in the "[List of Application Documents by Education System](#)," which can be found on the School website. The certificate must show your legal name in alphabet, the official name of the school in English, and the issuance date.

**NOTE:**

- 1) If you have been enrolled in more than one school, submit the academic transcripts from all the schools that you have been enrolled in.
- 2) If you have passed the university entrance qualification test (high school equivalency examination), submit the documents certifying this fact and the score. If you have been enrolled in high school in the past, submit an academic transcript for the entire period during which you were enrolled in high school.
- 3) If you are studying or have studied at a tertiary education institution (university, junior college, etc.), submit an academic transcript with grades for the period until the most recent academic term at the time of application.
- 4) If you are unable to submit grades for the designated period due to COVID-19 (e.g., letter grades being suspended, courses taken during a semester not shown due to school closure, etc.), you may submit the transcripts which your high school is able to issue at the time of application.
- 5) If you have graduated from your school, submit the academic transcript issued on or after the graduation date.
- 6) If you wish to submit AP exam scores, arrange to have your score reports directly sent from College Board. (If sent by other means, they will be considered invalid). The Waseda University Code: [AP: 0837]

### 3. Grading Scale

Prepare a document which shows the grading scale/system of your high school (or equivalent education institution). Make sure that it shows the highest and lowest attainable grade.

**NOTE:**

- 1) If the transcript(s) shows the grading scale, additional documents are not necessary.
- 2) A photocopy of the school website, school profile, or any other official document issued by your high school which certifies the grading scale/system is acceptable.

### 4. Standardized Test Score

You may submit the scores of any of the standardized tests listed on the "[List of Application Documents by Education System](#)," such as an official SAT or ACT score, IBDP (predicted) grades, GCE/IGCE A-level (predicted) grades, or the official certificate/score report of your country's university entrance qualification examination (e.g., China: Gaokao; Republic of Korea: CSAT, etc.). If your education system is not listed or if you are not sure which category applies to your case, inquire at the School prior to the submission of your application.

**Submission Method**

Test	How to submit
<ul style="list-style-type: none"> <li>· SAT</li> <li>· ACT</li> <li>· IBDP Final Grades</li> </ul>	<ul style="list-style-type: none"> <li>· Arrange to have your score reports directly sent from College Board, ACT Inc., or IBO. (If sent by other means, they will be considered invalid)</li> <li>· The Waseda University Code: [SAT: 0837] [ACT code: 5473] [IB code: 00549]</li> <li>· All Waseda University's English-based undergraduate programs have access to these scores sent with the above code, so if you are applying to multiple Waseda undergraduate programs at the same time, you do not need to order scores for each program.</li> <li>· To check whether your scores have been received, contact the test board directly.</li> </ul>
<ul style="list-style-type: none"> <li>· IBDP Predicted Grades</li> <li>· Republic of Korea: CSAT</li> <li>· Others</li> </ul>	<ul style="list-style-type: none"> <li>· Upload a PDF version of the certificate by yourself on TAO.</li> <li>· The certificate must show your legal name in alphabet, date of birth, official name of the issuing authority, and issuance date.</li> <li>· If your high school has a policy of keeping predicted grades (e.g., IBDP) confidential from students, ask your high school to upload the required certificates directly on the designated form (<a href="https://wasedaunivcampus.au1.qualtrics.com/jfe/form/SV_3RfoKkU7TDJTAt0">https://wasedaunivcampus.au1.qualtrics.com/jfe/form/SV_3RfoKkU7TDJTAt0</a>).</li> </ul>
<ul style="list-style-type: none"> <li>· GCE/IGCE A-level</li> </ul>	<ul style="list-style-type: none"> <li>· Upload a PDF version of the certificate by yourself on TAO.</li> <li>· The certificate must show your legal name in alphabet, date of birth, official name of the issuing authority, and issuance date.</li> <li>· For the final grades, the certificate must be issued by the Examination Board.</li> <li>· For the predicted grades, the certificate must be issued by educational institutions which follow GEC/ IGCE A-level curriculum. <a href="#">The prescribed format</a> should be used. In case your high school is unable to use the prescribed format, please make sure that your document includes the predicted grade, examination board, examination series, test centre code, and subject code.</li> <li>· If your high school has a policy of keeping predicted grades confidential from students, ask your high school to upload the required certificates directly on the designated form. (<a href="https://wasedaunivcampus.au1.qualtrics.com/jfe/form/SV_3RfoKkU7TDJTAt0">https://wasedaunivcampus.au1.qualtrics.com/jfe/form/SV_3RfoKkU7TDJTAt0</a>).</li> </ul>
<ul style="list-style-type: none"> <li>· China: Gaokao</li> </ul>	<ul style="list-style-type: none"> <li>· Upload a PDF version of "Verification Report of China College Admission Examination Scores" issued in English by CSSD (学信网) on TAO. Verification Report must include your legal name in alphabet and Verification QR code.</li> <li>· After admitted, you will be asked to send English version of "Verification Report of China College Admission Examination Scores" directly from CSSD (学信网) as a part of our enrollment procedures.</li> <li>· Only report issued by CSSD will be considered valid.</li> </ul>

**NOTE:**

- 1) Test scores, including those directly sent by the testing organization, must arrive by the application deadline. Arrival prior to the application period is acceptable.
- 2) We do NOT superscore. If you have taken the test multiple times, choose your best score (the sitting with the highest total score) and enter that information.
- 3) Only standardized test scores entered on TAO will be accepted as part of your application. Any undeclared test scores will not be accepted even if they are directly sent to the School or submitted as other documents.

► **For those who cannot submit specified test scores:**

If you cannot submit any test results due to one of the following cases, select your case and fill out the necessary information on TAO. The School respects the education systems of each country or region and does not encourage applicants to take examinations that are not based on the curriculum of their respective country or region.

Case 1	You are a high school (secondary school) student at the time of application, and your country's or region's university entrance qualification examination or another standardized test will be conducted/released after our application deadline.
Case 2	You are receiving or have received your education in a country where there is no national standardized test for assessing your qualification to enter university.

## 5. English Language Proficiency Test Score

Submit the results of the following tests. Only the tests taken on or after the following date are deemed as being valid: March 1, 2024.

**Submission Method**

Test	How to submit
TOEFL iBT	<ul style="list-style-type: none"> <li>· Arrange to have your score directly sent from ETS. Waseda University Code: [9342]</li> <li>· TOEFL iBT Home Edition is not acceptable.</li> <li>· "MyBest Scores" is not acceptable.</li> </ul>
IELTS (Academic)	<ul style="list-style-type: none"> <li>· Arrange to have your score sent electronically directly from the testing organization using the following information.   Institution: Waseda University  Department: Admissions Center  Address: 1-6-1, Nishi-waseda, Shinjuku-ku, Tokyo, 169-8050 Japan,  Admissions Center, Waseda University  Delivery Method: Electronic Score Delivery </li> <li>· IELTS Indicator and IELTS Online are not acceptable.</li> <li>· IELTS One Skill Retake is not acceptable.</li> </ul>

**NOTE:**

- 1) **Test scores must arrive by the deadline.** Arrival prior to the application period is acceptable.
- 2) We do NOT superscore. If you have taken the test multiple times, **choose your best score (the sitting with the highest total score)** and enter that information.

- 3) Verify on your own that the procedure for having the score report sent directly from the testing organization has been properly completed.
- 4) For TOEFL iBT and IELTS (Academic), all Waseda University's English-based undergraduate programs have access to these scores sent with the above designated way, so if you are applying to multiple Waseda undergraduate programs at the same time, you do not need to order scores for each program.

#### **Exemption:**

Applicants submitting standardized test administered for an educational system where the first language is English (such as **SAT, ACT, GCE/IGCE A-level, IBDP taught in English**, etc.) are **exempt from submitting English Language Proficiency Test Result**.

## **6. Statement of Purpose**

Submit a Statement of Purpose following the instructions below. **This statement is of particular importance in the document screening process.**

Write your statement of purpose of approximately 1000 words that answers the following two questions:

1. Identify social issue(s) which you desire to address, mentioning your own achievements/experiences which have shaped your motivation.
2. During your time at TAI SI, what do you hope to learn and how do you think the TAI SI program will help you resolve the social issue(s) you identified in question 1?

\* Your essay, personal statement, etc. are a chance to explain yourself to the School and should be completed by yourself. Using generative AI to create these documents as your own work may be considered as cheating and could affect the evaluation of your application.

#### **Format Requirements:**

- 1) Must be written in English.
- 2) A4 or letter-sized PDF document.
- 3) Use designated Format.

#### **Designated Format:**

[https://www.waseda.jp/fsss/sss/assets/uploads/2025/09/12\\_Statement-of-Purpose-format.docx](https://www.waseda.jp/fsss/sss/assets/uploads/2025/09/12_Statement-of-Purpose-format.docx)

#### **NOTE:**

These are the only instructions about the Statement of Purpose. The School does not provide any further information or advice, nor accept any questions on this matter.

## **7. Proof of Achievements**

You may list up to **three** achievements/accomplishments that you referred to in your Statement of Purpose, and upload one proof document per achievement in PDF format. The proof should show the name of the applicant and date/period of activities/honor, and should be a copy of the certificate, brochure, article, or other documents issued from the institution you received the award from or are participating in/volunteering for. If the institution cannot provide such certification, download and use the template on our website.

#### **NOTE:**

- 1) We do NOT accept photographs of the scene, a trophy, or similar materials as valid proof documents.
- 2) Attach an English translation of documents issued in languages other than English. You may provide your own translation only for the proof of achievements.

## 8. Personal Identification (Passport)

Prepare a scanned copy of your passport. If you do not have a passport at the time of application, upload a copy of any identification document that displays your photograph, date of birth, and full name in English alphabet or Japanese. If you are a citizen of more than one country, prepare copies of all your passports.

### Example of Acceptable Scan

- The image covers the entire page with your photo and personal information.
- All the details are clear and readable.
- The image includes the Machine-Readable Zone (MRZ) at the bottom.



Machine-Readable Zone(MRZ) →

## 9. Applicant's Photo

Please upload a color photo taken within 3 months before the time of application. The requirements for the photo are as follows: A vertical to horizontal ratio of 4:3; borderless, must capture the upper body; must provide a front view with no hats; and must be taken against a plain background. As part of the enrollment procedure, you will be required to upload the same photo you submitted with your application. Therefore, please keep the file of the submitted photo until you complete the enrollment procedure.

### NOTE:

- 1) Photos taken wearing scarves and sunglasses will not be accepted. A head piece will not be permitted except for medical or religious reasons.
- 2) The photo will be used for identity verification on the day of the interview. We do not accept unclear photos such as snapshots or photos that make it difficult to identify the pictured individual or verify their identity owing to differences in hairstyle, etc.
- 3) Please do not post-process or retouch the face portrait photo.
- 4) Photographs taken and printed by individuals themselves using smartphones, etc., will not be accepted. Be sure to take an ID-quality photo (photo taken at an instant photo booth is acceptable).
- 5) During the enrollment procedure, you will be required to upload a photo for your student ID card separately. Please use the same photo you submitted with your application. Please note that the photo uploaded during the enrollment procedure will be used as personal information in various student web portal services, and for identity verification in various on-campus procedures.

## 10. Residence Card in Japan

If you are a non-Japanese national and have a status of residence in Japan, upload a scanned copy of both sides of your residence (Zairyu) card. If you have a status of residence in Japan but do not have a residence (Zairyu) card because of the visa status (e.g., Diplomatic/ Official Visa), upload a scanned copy of the page in passport with your Japan entry visa.

## 11. Proof of Payment

Prepare a photo or a screenshot of the payment receipt which includes your name, payment date, and amount. For more details of the payment methods, refer to STEP 3.

## STEP 3 Pay the Screening Fee

Pay the screening fee during the following designated periods.

### Timeline

Application Round	Screening Fee Payment Period
First Round	January 8 – 11:59 PM January 13, 2026
Second Round	January 14 – 5:00 PM February 10, 2026
Third Round (if conducted) <sup>1</sup>	April 28 - 5:00 PM May 7 2026

### Screening fee

The screening fee depends on where you reside at the time of application regardless of your nationality. In some cases, overseas residents may be asked to provide documentary proof of where they live.

Place of residence at the time of application	Amount
Outside Japan	JPY 10,000
Japan	JPY 35,000

A proof of payment must be uploaded on TAO in order to complete your application. Without paying the screening fee, your application is not complete.

### Reimbursement policy

As a general rule, the screening fee, once paid, will not be returned. However, in the following cases, the screening fee will be refunded

- 1) You paid the screening fee but failed to apply, or your application documents arrived after the application period.
- 2) You paid the screening fee and submitted the application documents, but your application was not accepted because it was incomplete or did not meet the eligibility criteria.

If any of these are applicable to you, please contact the school by the end of May 2026. If the screening fee was paid by credit card, or if the refund is to be deposited into a bank account outside of Japan, you will be responsible for any fees incurred in connection with the refund.

### Payment methods

There are two methods of payment for the screening fee. Credit card or Online payment can be made by all applicants regardless of country of residence, whereas convenience store payment is available only for residents of Japan. See below for more details on each method of payment.

#### 1. Payment via Credit Card/ Online Payment System

To make a payment by credit card or online payment system (China Union Pay), please access the online screening fee payment website (<https://e-shiharai.net/ecard/>) and complete the procedure. After completing the transaction, save the “Result” page, and upload it onto TAO.

[https://www.waseda.jp/inst/admission/assets/uploads/2025/08/TAO\\_Creditcard\\_Payment.pdf](https://www.waseda.jp/inst/admission/assets/uploads/2025/08/TAO_Creditcard_Payment.pdf)

On the “Category Selection” page, make the following selections:

Top Page	Examination Fee
First selection	English-based Degree program
Second selection	School of Social Sciences
Third selection	September 2026 Admission
Fourth selection	Social Innovation (TAISI) PG <b>[Applicants Residing Outside of Japan]</b> JPY 10,000
	Social Innovation (TAISI) PG <b>[Applicants Residing in Japan]</b> JPY 35,000

<sup>1</sup> The decision on the conduct of the Third Round will be made on April 10. (Time of the Second Round announcement).

**NOTE:**

- 1) The payment can be made 24 hours a day, 7 days a week, including Saturdays, Sundays, and holidays.
- 2) The payment can be made with a credit card held in the name of a person other than the applicant. However, the applicant's information must be entered in the "Basic Information" page of the screening fee payment website.

## 2. Payment via Convenience Store

---

**This payment method is applicable only to applicants residing in Japan.** To make a payment at a convenience store, access the "screening fee convenience store payment site" (<http://e-shiharai.net/>) [Japanese only] first, and complete the designated payment registration, and then make the payment at a convenience store. After making the payment, take a photo of the "Certificate of Payment of the Screening Fee," save it and upload it onto TAO.

Check the details on the screening fee payment method from the link below.

[https://www.waseda.jp/inst/admission/assets/uploads/2025/07/202507TAO\\_Convenience\\_Store\\_Payment.pdf](https://www.waseda.jp/inst/admission/assets/uploads/2025/07/202507TAO_Convenience_Store_Payment.pdf)

**NOTE:**

- 1) This payment can be made 24 hours a day, seven days a week, including Saturdays, Sundays, and holidays.
- 2) If a family member or acquaintance of an applicant conducts the procedure on behalf of an applicant, the family member or acquaintance must enter the applicant's information.

## Screening Fee Waiver Program for Specified Countries

---

Waseda University provides a screening fee waiver for those who meet the conditions in the following link.

Note that this waiver privilege is applicable only when applicants themselves submit a waiver request, and it does not automatically apply even if the applicant's conditions are met.

[https://www.waseda.jp/inst/admission/assets/uploads/2025/07/screeningfeewaiver2025\\_en.pdf](https://www.waseda.jp/inst/admission/assets/uploads/2025/07/screeningfeewaiver2025_en.pdf)



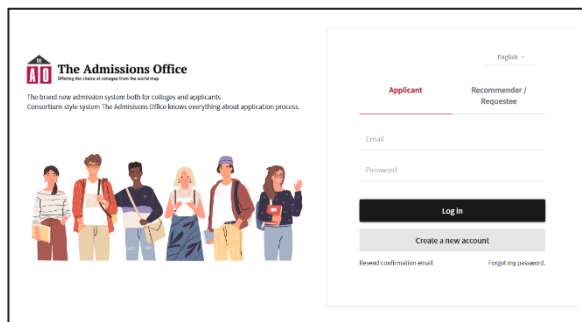
## STEP 4 Complete the Online Application

Submit your application through “The Admissions Office (TAO),” the online application system, during the following designated periods.

### Timeline

Application Round	Online Application Period
First Round	10:00 AM January 8 – 11:59 PM January 13, 2026
Second Round	January 14 – 5:00 PM February 10, 2026
Third Round (if conducted) <sup>2</sup>	10:00 AM April 28 - 5:00 PM May 7, 2026

TAO (The Admissions Office) <https://admissions-office.net/en/portal>

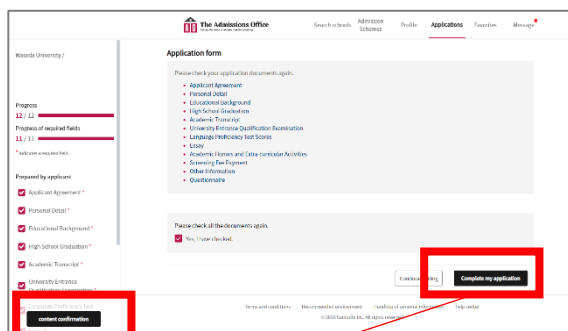


- 1) You must first create an account on TAO.
- 2) After creating your TAO account, find “TAISI Admission for September 2026 Entry” from the “Admission schemes” menu and start your application.
- 3) Follow the detailed instructions shown on the system screen as you fill out and upload the documents.
- 4) Note that Waseda University uses several other application systems for other admissions schemes. To prevent confusion, make sure that you access TAO at the above link.

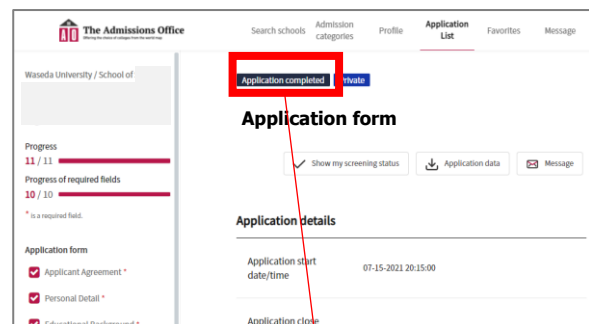
### IMPORTANT:

Be sure to **click “Complete my Application” button** in order to submit your application. Failure to complete your submission will result in your documents not being screened. After completing your submission, you can’t modify or update any information you have entered.

\*The server might be very busy just before the deadline and it may take some time to submit your application. Please be careful and allow plenty of time to complete the application process.



Make sure to click “content confirmation” button and check all the sections have been completed. Click “Complete my application” to submit your application.



Make sure to confirm your application status has been changed from “Application in progress” to “Application completed”.

<sup>2</sup> The decision on the conduct of the Third Round will be made on April 10. (Time of the Second Round announcement).



**NOTE:**

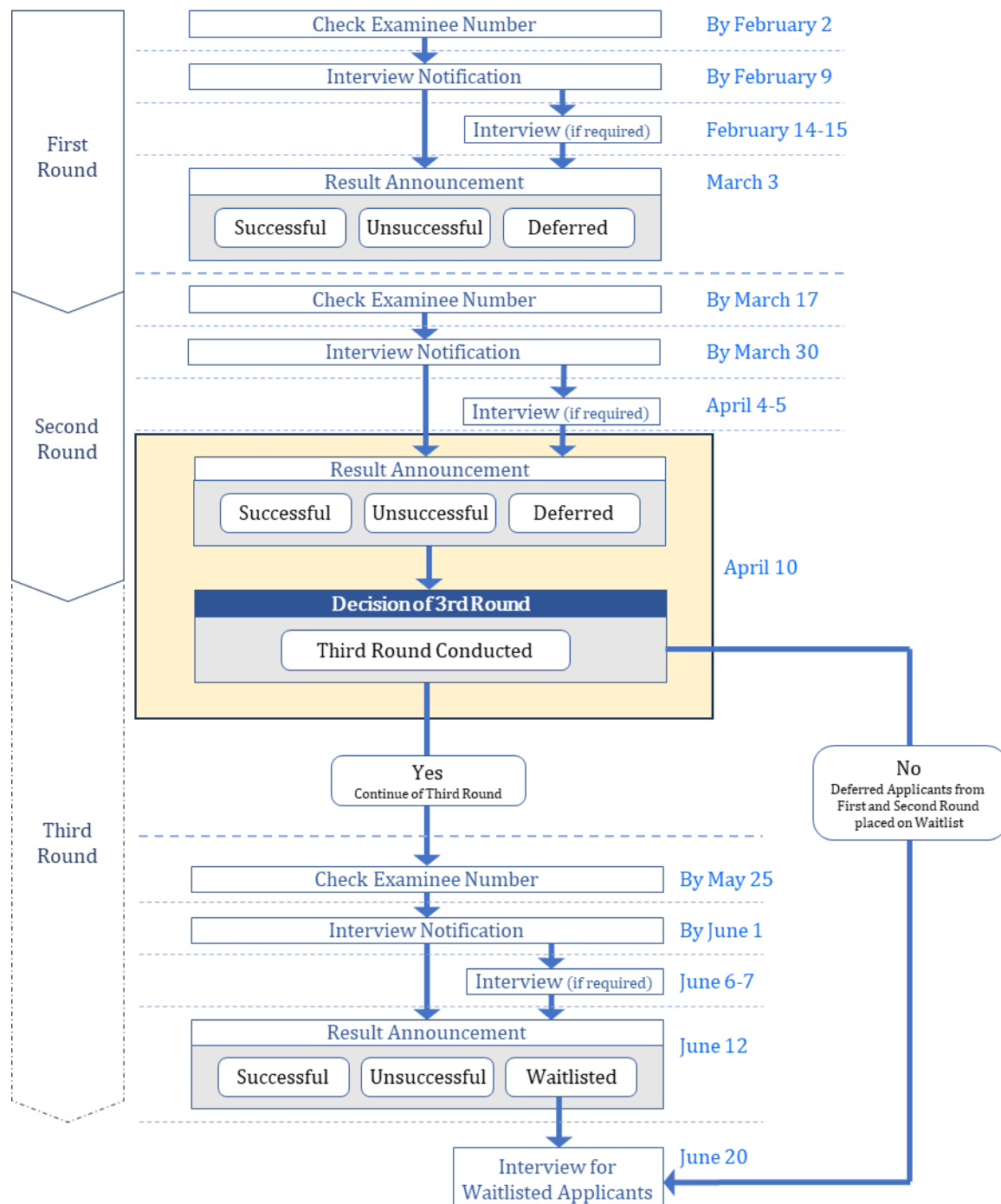
- 1) Application documents that arrive after the deadline will not be accepted under any circumstances, even if they are sent from your high school or other institution directly to the School.
- 2) You do NOT need to create a "Profile" on TAO in this admission. The School does not use the information provided in this section.
- 3) By creating your account on TAO, you agree to the "Terms of Use" and "Handling of Personal Information" designed by TAO Inc., the service provider of TAO.

## STEP 5 Screening Procedures and Schedules

After completing the online application, you will be notified with each screening procedure, following the schedule below.

### Flowchart & Timeline

(All dates below are in 2026)



\*Screening process for waitlisted applicants can be located on P. 20.

## 1. Check Examinee Number

Your examinee number will be notified via TAO by the following date. (Login> Applications> Completed > Choose “TAISI Admission for 2026 September Entry”)

Application Round	Notification Date
First Round	By February 2, 2026
Second Round	By March 17, 2026
Third Round (if conducted) <sup>3</sup>	By May 25, 2026

\* Contact us if you have not received an update by the above date.

### NOTE:

- 1) If your application is incomplete within the designated submission period, your documents may be deferred to the next round(in case of the first and second round) or rejected before screening.
- 2) It is solely our discretion to decide whether or not to accept your application or in which round your application is to be screened. We do not accept any inquiries on these matters.

## 2. Interview (if required)

An interview will be required only when we judge that we need further information in addition to the application documents. Whether you are required to take an interview or not is not at all indicative of your final results (Successful or Unsuccessful).

We will notify all applicants whether an interview is required by the following date via TAO. Interview candidates will receive their interview schedule at the same time. Note that the interview schedule is set by the School and cannot be rescheduled for an applicant's convenience. Therefore, keep your schedule open for all the dates specified below.

Application Round	Notification Date	Interview Schedule
First Round	By February 9, 2026	February 14–15, 2026
Second Round	By March 30, 2026	April 4–5, 2026
Third Round (if conducted) <sup>4</sup>	By June 1, 2026	June 6–7, 2026

The interview will be conducted through an online interview system. Applicants are responsible for arranging a proper on-line interview environment, including quiet and private setting, appropriate device (PC recommended), and solid Internet connection. Note that recording by anyone other than Waseda University is strictly prohibited.

The interview may be cancelled if the applicant:

- Did not respond to our interview schedule notification
- Did not access the designated online interview system on time
- Took an interview in an inappropriate setting (e.g., too much background noise, presence of other people)

---

<sup>3&4</sup>. The decision on the conduct of the Third Round will be made on April 10. (Time of the Second Round announcement).

### 3. Result Announcement

There are four possible outcomes of your application results:

Successful	Your application was successful and you are offered admission to the School. No additional steps are required.
Deferred	Your application result is deferred for assessment until the next round. This result only applies to the first and second round applicants.
Waitlisted	Your application has been waitlisted. The School will offer admission to a certain number of applicants on the waitlist if some of our successful applicants choose not to accept our offer.
Unsuccessful	Your application was unsuccessful. Re-application to our program is not possible during the same admission year.

The results will be released via TAO (Login> Applications> Completed > Choose “TAISI Admission for 2026 September Entry”> View my screening results), following the schedule below:

Application Round	Announcement Date	Possible Outcomes
First Round	March 3, 2026	<ul style="list-style-type: none"> <li>• Successful</li> <li>• Unsuccessful</li> <li>• Deferred</li> </ul>
Second Round and Deferred Applicants	April 10, 2026	<ul style="list-style-type: none"> <li>• Successful</li> <li>• Unsuccessful</li> <li>• Deferred</li> <li>• Waitlisted</li> </ul>
Third Round <sup>5</sup> and Deferred Applicants	June 12, 2026	<ul style="list-style-type: none"> <li>• Successful</li> <li>• Unsuccessful</li> <li>• Waitlisted</li> </ul>
Waitlisted Applicants	June 20, 2026	<ul style="list-style-type: none"> <li>• Successful</li> <li>• Unsuccessful</li> </ul>

\* We will not accept any inquiries regarding application results.

Enrollment documents will be sent to successful applicants via TAO, following the above announcement dates.

---

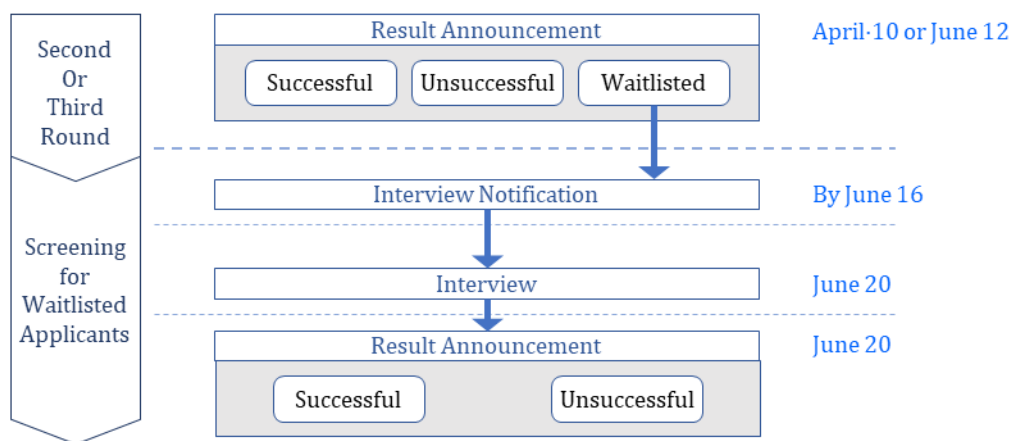
<sup>5</sup> The decision on the conduct of the Third Round will be made on April 10. (Time of the Second Round announcement).

#### 4. Screening for Waitlisted Applicants

After receiving “Waitlisted” results, you will be notified with each screening procedure, following the schedule below.

##### Flowchart & Timeline

(All dates below are in 2026)



\*Regardless of the decision of conduct of Third Round, result announcement of waitlisted applicant will still be on June 20.

Waitlisted applicants must complete an interview in order to be admitted to TAI SI Admission. The applicant should reject the interview offer if they know that they will not accept an offer of admission. We will notify applicants about interview details, and who have been accepted off the waitlist of their final application status via TAO, following the schedule below.

Interview Notification Date	Interview Schedule	Announcement Date	Possible Outcomes
By June 16, 2026	June 20, 2026	June 20, 2026	<ul style="list-style-type: none"> <li>• Successful</li> <li>• Unsuccessful</li> </ul>

##### NOTE:

- 1) We will not accept any inquiries on how waitlisted applicants are chosen, where you are on the list, or your chances of getting accepted off the waitlist.
- 2) We will not accept any additional documents or references.
- 3) Please confirm from P.18 2. Interview (if required) the requirements of the interviewee and the situations that the interview may be cancelled.

## STEP 6 Complete the Enrollment Procedures

Successful applicants are required to complete the following actions:

- First Enrollment Procedures:
  - Action 1: Pay the required admission fee, tuition, and other fees
  - Action 2: Submit visa-related documents
- Second Enrollment Procedures: Details will be announced to those who completed the First Enrollment Procedures
  - Action 3: Send official documents for verification purposes
  - Action 4: Complete online registration

### TIMELINE

Results Announced Period	First Enrollment Procedures		Second Enrollment Procedures	
	Action 1	Action 2	Action 3	Action 4
First Round	By March 12, 2026	By April 29, 2026	TBA	TBA
Second Round	By April 24, 2026			
Third Round <sup>6</sup>	By June 18, 2026	By June 25, 2026		
Waitlisted Applicants	By June 25, 2026			

### First Enrollment Procedures - Action 1: Pay the required Admission Fee, Tuition, and other fees

The Admission Fee, Tuition and other fees for the first semester must be paid within the period designated above. Failure to make the payments in time will result in the invalidation of your enrollment. Detailed instructions on payments will be sent to successful applicants.

Category		Fall semester 2026	Spring semester 2027	Total
Admission Fee (Registration Fee)		200,000	-	200,000
Tuition and other fees	Tuition	525,500	525,500	1,051,000
	Student Reading Room Fee	400	400	800
Association Fees	Academic Association Registration Fee	1,000	-	1,000
	Academic Association Annual Fee	500	500	1,000
	Waseda University Student Health Promotion Mutual Aid Association Fee	1,500	1,500	3,000
<b>Total</b>		<b>728,900</b>	<b>527,900</b>	<b>1,256,800</b>

#### Notes on fees and payment:

- (1) From the second year on, Tuition and other fees include Tuition, Student Reading Room Fee, Academic Association Annual Fee, and Waseda University Student Health Promotion Mutual Aid Association Fees (Student Health Insurance Fee). In addition, JPY 40,000 for the Alumni Association Membership Fee (automatic enrollment in the Alumni Association for up to 10 years after graduation) is required for the fourth year.
- (2) Waseda University uses an automatic account transfer system for payment of Tuition and other fees. Tuition and other fees for the spring semester are scheduled to be deducted from your registered bank account on May 5. From the second year on, Tuition and other fees for the fall semester will be deducted from your registered bank account on October 5. If financial institutions are closed on May 5 or October 5 due to a public holiday or the like, the account transfer will be processed on the next following business day.

<sup>6</sup> The decision on the conduct of the Third Round will be made on April 10. (Time of the Second Round announcement).

**Notes on refund, transfer, and exemption:**

- (1) As a rule, we do not refund Tuition and other fees once they are paid. However, if you do not enter Waseda University due to unavoidable circumstances, or fail to meet entrance qualifications prior to enrollment, we may refund only the Tuition and other fees for the first semester (not the Admission Fee) to you.
- (2) If you have been accepted by one of the undergraduate schools at Waseda University and completed payment of Admission Fee, and Tuition and other fees to the school, but were later accepted by your preferred undergraduate school, you can choose to enter your preferred undergraduate school and have the amount you already paid be transferred to that school. However, this procedure can be done only when the enrollment procedure periods (payment periods) of the two schools do not overlap AND if the date of enrollment for both schools is same.
- (3) If you are currently enrolled in, graduated from, completed, or withdrawn from an undergraduate, graduate, or specialized program of Waseda University, you are not required to pay the Admission Fee.
- (4) For more information about these procedures, refer to the "Guide to Enrollment Procedures" sent to successful applicants or contact the School.

## Notice on Japan Pre-Entry Tuberculosis Screening (JPETS)

Applicants who hold nationality from the **Philippines / Vietnam / Indonesia / Nepal / Myanmar / China** are required to submit the "Tuberculosis(TB) Clearance Certificate" in addition to the normal Certificate of Eligibility (COE) application documents to prove that you are not infected with TB. The date this rule takes effect differs depending on your nationality, so please be sure to check the details from the following document if you are eligible.

<https://www.waseda.jp/inst/cie/news/40765>

## First Enrollment Procedures - Action 2: Submit visa-related documents

International students without resident status in Japan are required to apply for a Certificate of Eligibility (COE) in order to apply for a Student visa to enter and reside in Japan. Waseda University will apply for the COE on their behalf. If this applies to you, you must submit all visa-related documents.

For further details, refer to the "[Visa Application Guideline for Successful Applicants](#)", which can be found on the enrollment procedure guidelines.

Application Round	Submission Deadline for COE Related Documents
First and Second Round Successful Applicants	By April 29, 2026
Third Round and Waitlisted Successful Applicants	By June 25, 2026 (ASAP)

## Second Enrollment Procedures - Action 3: Send official documents for verification purposes

Official documents must be submitted in order to prove the originality of the documents listed below whose digital copies were submitted at the time of application. If you are unable to provide an official certificate by the designated deadline, you will be considered to have failed to meet the entrance qualifications. Discrepancies may be considered as falsification/fabrication of application documents, and thus your admission may be revoked.

**<Required Documents>**

Document	Notes	Deadline
Academic Transcript	· Must include the same contents as in the documents you submitted during application.	TBA
Standardized Test Score	· Must be the same contents as in the documents you submitted during application. · Applicants who submitted SAT, ACT, or IBDP final grades during	

	<p>application are NOT required to send certificates again.</p> <ul style="list-style-type: none"> <li>· Applicants who submitted predicted scores (e.g., IBDP, GCE/IGCE A-level, HKDSE etc.) must submit both certificates for the predicted scores and the final scores.</li> <li>· For GCE/IGCE A-level final grades: <ul style="list-style-type: none"> <li>- Cambridge Assessment International Education: Submit score certificates issued by the Examination Board by yourself. Photocopies are acceptable. The School will verify their authenticity with Cambridge, so there is no need for you to have them sent directly to us.</li> <li>- Other Examination Boards (e.g., Pearson Edexcel, AQA, etc.): Arrange to have your score certificates directly sent from the examination boards.</li> </ul> </li> <li>· Applicants who submitted Gaokao must submit English version of "Verification Report of China College Admission Examination Scores" directly from CSSD (学信网).</li> </ul>	
Certificate of Graduation	<ul style="list-style-type: none"> <li>· Must show that you have actually graduated from the school.</li> <li>· Certificate of Expected Graduation is NOT required (nor accepted) for those who uploaded it during application.</li> <li>· Applicants who sat for China High School Academic Proficiency Test (Huikao/会考) must submit English version of "Verification Report of China Secondary Education Qualification Certificate(中国中等教育学历验证报告 issued in English)" (not the Huikao results) directly from CSSD (学信网).</li> </ul>	TBA

\* For those who have submitted the English Language Proficiency Test Scores directly sent via electronic delivery from the testing organization are not required to resubmit the result for the enrollment procedures..

### <What makes a document “Official”?>

An official document is one that meets all the following three conditions:

- (1) Issued by the educational institution (e.g., the high school), government, exam board, or test provider
- (2) Issued for third-party use
- (3) Submitted via one of the following methods:

Submission Method	Who should send	Notes
Post	Applicants/ institutions	<p>We accept:</p> <ul style="list-style-type: none"> <li>- An “original” document: One with a stamp, seal, watermark, or signature of the issuer on ALL pages.</li> <li>- A “certified” document: Copy of the original document that has been deemed equivalent to the original with an official seal from the issuing institution (e.g., a high school) or another institution (e.g., a notary public).</li> </ul> <p>A simple photocopy is NOT acceptable.</p> <p>If your documents are sealed in an envelope by the institution, do NOT open it, as it may lose its validity once opened.</p>
E-mail	School officials (administrators,	The e-mail must be sent through a school domain e-mail address. If your school does not have an official domain, the official documents

	counselors, etc.)	must be sent by post.
Digital Credential Service	Arrange to send via: - National Student Clearinghouse - Parchment Exchange - CHSI (中国高等教育学生信息网(学信网)) - OpenCerts (Singapore) - International Baccalaureate Organization - Examination Boards of GCE/IGCE A-level (e.g. Pearson Edexcel <a href="#">AQA</a> , etc.) - StudentTranscripts Service(STS)	

[Send to]      Postal Mail: See the last page of this guide.  
                   E-mail / Digital Credential Service: [taisi-admission@list.waseda.jp](mailto:taisi-admission@list.waseda.jp)

## Second Enrollment Procedures - Action 4: Complete online registration

The details will be announced in late July for the successful applicants who have completed the first enrollment procedures above.

## STEP 7 Preparations for Enrollment (Scholarships, Dormitories, etc.)

### Scholarships

Over 100 scholarship programs are available at Waseda University to enable students to concentrate on their studies and engage in extracurricular activities without being troubled by economic concerns. All Waseda-funded scholarships are outright grants not in the form of loans.

Scholarships can be grouped roughly into two types: “pre-enrollment” and “post-enrollment.” They also differ in terms of criteria for eligibility (including nationality and resident status), application periods, and application process.

#### Pre-enrollment scholarships

Pre-enrollment scholarships are awarded to a certain number of applicants who show great academic caliber. Eligible recipients will be notified when they are offered admission or during the enrollment procedures. There is no need to submit a separate application for this scholarship.

#### Post-enrollment scholarships

International students can also apply for scholarships after enrolling at the university. Further information on scholarships will be included in the enrollment guide or orientations.

Detailed information on scholarship programs will be sent to successful applicants. An overview of different scholarship programs can also be found on the following websites:

- Life Support for International Students (Scholarships) <https://www.waseda.jp/inst/cie/en/life/aid>
- Waseda University Scholarship and Financial Assistance Section <https://www.waseda.jp/inst/scholarship/en/>



## Dormitories

---

Detailed information on dormitories will be sent to successful applicants. You may also refer to the following website.

- Dormitory Desk, Student Affairs Section (Former Residence Life Center)  
<https://www.waseda.jp/inst/rlc/en/>

## Arrival in Japan and Entrance Ceremony

---

The school year begins on September 21; however, orientations for the first-year students, placement tests, and other mandatory school events are scheduled in early September. Therefore, first-year students should plan to arrive in Tokyo in early September. The entrance ceremony will be held in late September. Further details on these ceremonies will be notified in due course.

## COMMON NOTES

### Notes on Application

#### (1) Communication Method

The School will contact applicants via TAO message and/or e-mail address registered on TAO when notifying incomplete documents, examinee number, interview invitation and enrollment procedures, etc.

#### (2) Change in Contact Information

If there is any change of e-mail address, , or telephone number, send an e-mail from your registered e-mail address to the School.

#### (3) Special Needs

If you expect to require special care during the screening or after entering the University owing to a disability or serious medical condition, etc., please contact the School before submitting your application. If you find yourself in such a situation after submitting your application, please contact the School immediately.

#### (4) Requirements for Expected Students

If you submitted a certificate indicating that you are expected to meet the application requirements to enter Waseda University, you must submit an additional certificate indicating that you have indeed met the requirements prior to enrollment. You will not be permitted to enter Waseda University, even if you pass the screening, unless you submit the certificate confirming you have met the requirements.

### University Regulations

#### (1) Waseda University Code of Misconduct

Waseda University has established the following precautions to ensure that the admissions are administered in a strict manner, and that all applicants are screened fairly and impartially. Please carefully read the below precautions before applying.

- A. You may be deemed to have committed a dishonest act if you falsified, fabricated, plagiarized, or modified a document, material, or information submitted in your application.
- B. Your actions may be considered dishonest if you take the interview for another applicant, if another person takes the interview in your place, or if you conduct other acts impairing the fairness of the interview.
- C. If a dishonest act is identified, any decision taken regarding your application may later be invalidated, and your application documents and screening fee will not be returned.
- D. In case misconduct is suspected, the University may inquire about the authenticity, etc., of documents, materials, theses, and information, etc., submitted to the University (hereinafter, "Submitted Documents") by providing said Submitted Documents to the issuers, providers, theses review entities, etc. By submitting or providing the Submitted Documents to the University, the applicant agrees to the University's right to make such inquiries.
- E. In addition, the following responses may be taken if a dishonest act is identified:
  - 1) The applicant may not be allowed to continue taking the interview or to participate in any other admissions at Waseda University during the year. Screening fees will not be returned.
  - 2) The results of all admissions taken by the applicant at Waseda University during the year may become invalid.

If, after enrollment, a student is found to have committed misconduct, they may be subject to a revocation of admission in accordance with the University's rules and regulations.

In cases of misconduct that Waseda University finds it vicious and serious, Waseda University may report to the police or contact the dishonest individual's Guardians, high school, etc.

#### (2) Accidents/incidents owing to force majeure:

In the event of a natural disaster—such as typhoons, floods, earthquakes, tsunamis, etc.—fires, power outages, or other force majeure accidents or transportation disruptions, measures including delaying the start and end of the admissions, etc. may be taken. However, in such an event, the University will not be liable for any inconvenience, expense, or other personal damage incurred by examinees as a result of such measures.

## Basic Policy Statements

---

### **(1) Handling of Personal Information**

Waseda University will use the personal information (address, name, date of birth, etc.) collected at the time of application to conduct duties relating to admissions, announcement of successful applicants, enrollment procedures, and other related work. In doing so, the University will take necessary and appropriate measures to prevent the leakage, outflow, or unauthorized use of such information. The University may outsource all or part of the above items. In such cases, the University will oblige, by contract or other means, the subcontracted entity or entities to perform necessary and appropriate management of the information. The University may inquire about the authenticity, etc., of documents, materials, theses, and information, etc., submitted to the University (hereafter “Submitted Documents”) by providing them to the issuers, providers, theses review entities, etc. By submitting or providing the Submitted Documents to the University, the applicant agrees to the University’s right to make such inquiries. Personal information that has been statistically processed, keeping individual identities confidential, will be used as material for surveys and research for the University’s admission selection processes.

### **(2) Collecting information on Gender and Sexual Diversity**

For the sake of administering entrance exams in an efficient manner and carrying out enrollment procedures, Waseda University collects information regarding your sex on legal documents such as family register or passport. The information is collected only for reasonably justifiable purposes, and these cases are limited to a minimum. If your sex is marked as neither male nor female on the legal documents, please contact at 【[taisi-admission@list.waseda.jp](mailto:taisi-admission@list.waseda.jp)】 prior to application. The information does not affect the screening result.

<https://www.waseda.jp/inst/diversity/en/support/sexual-minority/>

## Revision History

---

Date of revision	Version	Page	What was revised
October 1, 2025	1.0	n/a	(original version)

## Contact

TAISI Admissions Office, School of Social Sciences, Waseda University

3<sup>rd</sup> Floor, Building 14, 1-6-1, Nishi-Waseda, Shinjuku-ku, Tokyo 169-8050, Japan

TEL: +81-3-3203-6433

Business hours: 9:00 am to 5:00 pm (Japan Standard Time), Mon. through Fri.

**\*\*\* For Inquiries \*\*\***



<https://forms.office.com/r/C5HWj7wdFZ>

Please read this Guide and the FAQs on our website thoroughly before making e-mail inquiries.

Please make all inquiries via e-mail in order for us to keep records of all communications with our applicants.