

Seminar Registration Guide

(School of Social Sciences HP)

<https://www.waseda.jp/fsss/sss/en/students/seminar/>

This guide applies to students who enrolled in the following academic year:

- 2022 Fall : Student ID 1H22FG×××

2024 Seminar Registration Schedule

Seminar guidance

Seminar guidance : April 19— May 2

1st selection

Application period

April, 22th(Mon)9:00~May, 7th(Tue)17:00

Announcement of selection method and schedule

May, 21st(Tue)

Selection period

May, 23rd(Thu)~June,5th(Wed)

Announcement of selection results

June, 7th(Fri)

2nd selection

Announcement of selection method and schedule

June, 7th(Fri)

Application period

June, 7th(Fri)9:00~June, 11th(Tue) 17:00

Selection period

June, 17th(Mon)~June, 21st(Fri)

Announcement of selection results

June, 26th(Wed)

3rd selection

Announcement of selection method and schedule

June, 26th(Wed)

Application period

June, 26th(Wed)9:00~July, 1st(Mon)17:00

Selection period

July, 5th(Fri)~July, 11th(Thu)

Announcement of selection results

July, 16th(Tue)

Additional selection

Announcement of Seminar opened at Additional selection

July, 18th(Thu)

Application period

July, 18th(Thu)9:00~July, 22nd(Mon) 17:00

Selection period

July, 24th(Wed)~July, 29th(Mon)

Announcement of selection results

July, 31st(Wed)

I > How to register “Junior/Senior Seminar”

1. What is “Junior/Senior Seminar” ?

■ Curriculum of “Junior/Senior Seminar”

All TAISI students must take “Junior Seminar” (2 credits each for Spring and Fall semester) and “Senior Seminar”(2 credits each for Spring and Fall semester), which makes 8 credits in total, from the third year onwards in order to develop your expertise. “Junior Seminar” and “Senior Seminar” will be referred to as “Junior/Senior Seminar” hereafter.

■ 2 Types of “Junior/Senior Seminar”

TAISI students can choose to apply for Seminar I ・ II ・ III as “Junior/Senior Seminar” based on your expertise. You will be accepted into the seminar upon successful screening. Please check “List of TAISI Seminars” for the list of “Junior/Senior Seminar”.

① Seminar I ・ II ・ III

【Language】 English or Japanese/English

【Eligibility】 TAISI students and General Program Students with high level of English

*For seminars that use both Japanese and English, please check the Remarks column of the "Introduction to Seminars" for the percentage of Japanese and English used in each seminar.

② Seminar I ・ II ・ III

【Language】 Japanese *Capstone project (next page) must be completed in English.

【Eligibility】 General Program Students and TAISI students with high level of Japanese (Japanese native speaker or level 6 or above in the CJL level check test)

Course Title	Outline of the course	Year	Semester	Credit	Credit Limit
Seminar I (Fall)	Introduction to specialized learning	2 nd and above	Fall	2	2/enrollment period
Seminar II (Spring)	Specialized and comprehensive learning	3 rd and above	Spring	2	4/year 8/enrollment period
Seminar II (Fall)			Fall	2	
Seminar III (Spring)	Completion of specialized and comprehensive learning	4 th and above	Spring	2	
Seminar III (Fall)			Fall	2	

Notes

- The size of each class is about 15.
- Seminar I is only available in the fall semester, while Seminar II and III are registered as a set of spring and fall semester. You cannot register Seminar II or III for only one semester. (This does not apply if the student returns to school after a leave of absence or study abroad.)

■Registration flow of Seminar for September enrollees

	2024		2025		2026	
	Spring	Fall	Spring	Fall	Spring	Fall
TAISI Students (September enrollees)	Sophomore② Seminar Screening (April~July)	Seminar I	Seminar II		SeminarⅢ + ★Capstone	

■ Leave of Absence/Study Abroad during enrollment of “Junior/Senior Seminar”

①Leave of Absence

For students taking a leave of absence during enrollment of “Junior/Senior Seminar”, the “Seminar” that you passed before your leave of absence will automatically be registered upon returning to school. Note that 8 credits of “Junior/Senior Seminar” are required for graduation, thus the registration for the remaining “Junior/Senior Seminar” credit requirements will be necessary.

②Study Abroad

For students who go to study abroad during enrollment of “Junior/Senior Seminar”, the credit obtained while studying abroad will be counted towards graduation within the “Junior/Senior Seminar” category by the credit recognition. The “Seminar” that you passed before your study abroad will automatically be registered upon returning to school. Note that if you fail to obtain the credits during your study abroad, you are automatically to enroll at school beyond the requisite number of years as no credits are recognized in the category of “Junior/Senior Seminar”.

■ Capstone Project

TAISI students must complete the Capstone Project (4 credits) and obtain “Pass” mark in the final semester. The Capstone Project is instructed by the professor of the “Junior/Senior Seminar” you belong to.

The Capstone Project can be either 1) Thesis or 2) Project+Report. You can discuss which will be your Capstone Project with the professor and decide either style, but some professors instruct only one type of the Capstone Project. Please check “Introduction to Seminars” for details.

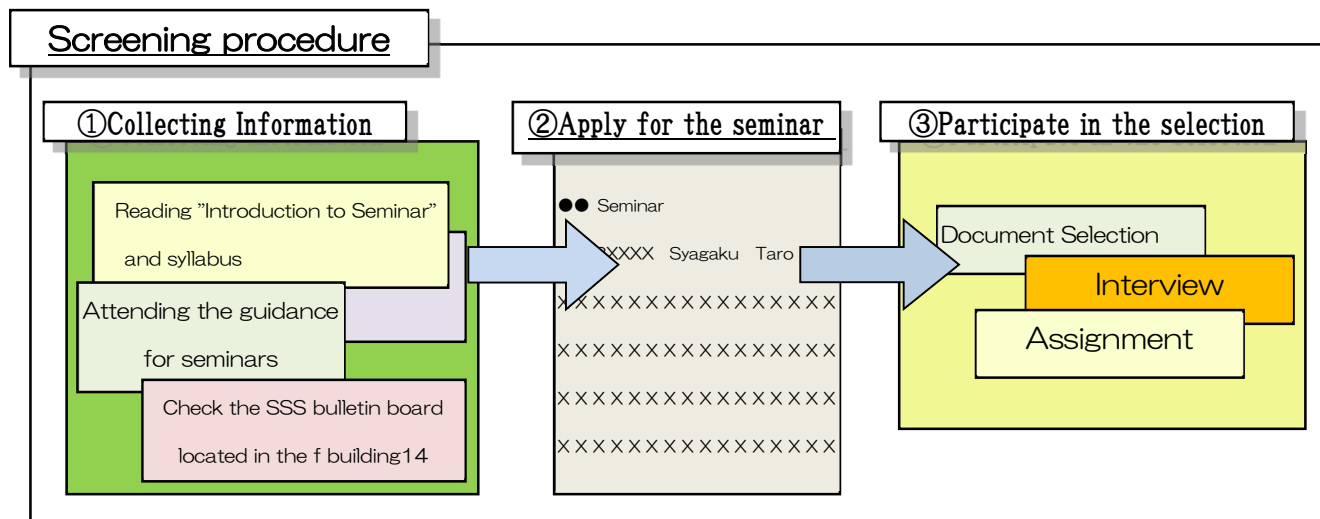
Details of capstone project submissions will be announced before the final semester of enrollment. Please note that all capstone projects will need to be completed in English and will be made public in the School of Social Sciences.

Note that if you are going to study abroad in your final semester, you will automatically be enrolled at school beyond the requisite number of years as you cannot submit a Capstone Project while studying abroad.

2. How to apply for the Seminar ?

Different from general courses, to take the Seminar, you are required to apply for your desired seminar during the application period and pass the screening test. The screening process may differ depending on the seminars, however the standard screening process is: Screening the documents, Interview, Submission of assignment report etc. Only those who pass the screening process are allowed to register for the seminar.

You are only allowed to apply for one seminar at each selection, so please make sure to apply for the seminars after checking every detail such as the details of the seminars and the yearly schedule from “Introduction to Seminars” and the outline of the seminars from syllabus search beforehand.



2-1. Regarding the collection of information for the Seminar

In order to apply for Seminar, you need to understand the contents of each seminar beforehand. We will introduce ways to obtain information regarding seminars, please refer to the information when you decide your seminar.

■Attending the guidance for seminars

Each seminar will hold guidance sessions for new prospective students during the lunch break or outside of class hours (6th or 7th period, etc.)

- April 19 (Fri.)— May 2 (Thu.)

This is a unique opportunity for you to know the atmosphere of the seminar. Please attend guidance for the seminars you are interested in.

Note to remember

- Guidance does not require pre-registration. Please attend the guidance day for the class of your choice.
- Participation or non-participation in the guidance does not affect the selection results.
- The availability and frequency of guidance depends on the seminar.
- No documentation will be issued to prove participation in the guidance.
- Class absence forms will not be issued even if the guidance overlaps with the class time of a spring semester registered course. In such cases, priority should be given to the course you are taking. You should attend guidance at a different time or use the office hours of the instructor to make individual enquiries.

■Refer to the “Introduction to Seminars”

We release the “Introduction to Seminars”. You can obtain important information on each seminar, including "Instructor's Profile", "Research Topics and Activities of Seminar", "Annual Seminar Schedule", and "Selection Method". Please make sure to check them accordingly.


■Check the SSS bulletin board located on the 1st floor and 2nd floor of building 14.

You can find the "Seminar Information" posted with each seminar's information and the "SSS bulletin board" posted with results of some of the seminar's activities in building 14. Please make sure to check them accordingly.

Seminar Information (Building 14, 1st floor)



The SSS bulletin board (Building 14, 2nd floor)




Note to remember

- Please remember that the seminar's number on the “Seminar Information” will change yearly.

■Check the student's thesis

At the School of Social Sciences, undergraduate students publish their thesis with research results every year. Many of the student's thesis is reviewed by the instructor therefore it is useful information for understanding research contents for each seminar. You can read the student's thesis at the office of School of Social Sciences. If you wish to do so, please visit our office.



■Search seminars using the syllabus search

1

Access the Waseda University Syllabus search

You can find detailed information regarding seminar's contents using the syllabus search.

Please access the syllabus search from the link below.

Waseda Homepage — The syllabus search

◆URL <https://www.wsl.waseda.jp/syllabus/JAA101.php?pLng=en>

2

Search Seminar

If you input your search criteria as shown below, you will be able to see all the Seminar information at once.

- Course Title : Input 「SeminarI (」

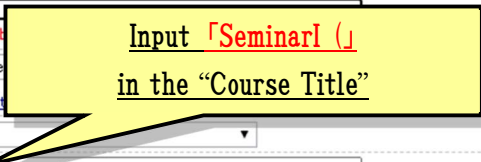

※If you do not input “ (” at the end, all seminars will be shown including Seminar II ・ III.

(If you are interested, you can also refer to the content of Seminar II and III as a reference material in choosing the seminar.)

- School : Select 「Schl Social Sci」

Syllabus Search

Enter search conditions and press “Search”.
Each School has different search conditions.
Additional search conditions will be displayed when you specify a school.

Keywords	<input type="text"/>
Academic disciplines	Please select the academic disciplines. <input type="checkbox"/> Waseda University
Level	<input type="text"/>
Course Title	<input type="text" value="SeminarI ("/> 
Name of Instructor	<input type="text"/>
Term	<input type="text"/>
Day	<input type="text"/>
Periods	<input type="text"/>
Language	<input type="text"/>
Class Modality Categories	<input type="checkbox"/> [On-campus] <input type="checkbox"/> [On-campus] Hybrid (over 50% of classes on-campus) <input type="checkbox"/> [Online] Hybrid (under 50% of classes on-campus) <input type="checkbox"/> [Online] Full On-demand <input type="checkbox"/> [Online] Realtime Streaming <input type="checkbox"/> [Emergency] Hybrid <input type="checkbox"/> [Emergency] Full On-demand <input type="checkbox"/> [Emergency] Realtime Streaming <input checked="" type="checkbox"/> Regarding Class Modality Categories
Open Courses	<input type="checkbox"/> University-wide Open Courses (Open by students regardless of their department and major.)
School	<input type="text" value="Schl Social Sci"/> 

3

Check the seminar's contents


When the list of the Seminar is shown, click the seminar you are interested in and check the detailed information.

Syllabus Search Result

Press "Choose" for choosing course information
1~10/49

Click the seminar you are interested in

Year	Course Code	Course Title	Instructor	School	Term	Day, Period	Classroom	
2022	GSSA211S GSSB201S	SeminarI(Policy Studies/fall semester)	KAMINUMA, Masaki	Schl Social Sci	fall semester	Tues.4	undecided	この科目は、全回、教室
2022	GSSC201S	SeminarI(Labor Studies/fall semester)	SHINODA, Toru	Schl Social Sci	fall semester	Tues.5	undecided	・毎回のゼミでは労働研究
2022	ARSB291S	SeminarI(China Study/fall semester)	LIU, Jie	Schl Social Sci	fall semester	Tues.5	undecided	・近現代中国の変貌と中
2022	ECNA261S	SeminarI(Environment and Natural Resource Economics/fall semester)	AKAO, Kenichi	Schl Social Sci	fall semester	Mon.4	undecided	テキストの輪読と各人の自
2022	GSSH201S	SeminarI(Urban Regeneration Studio/fall semester)	SODA, Osamu	Schl Social Sci	fall semester	Tues.4	undecided	※2022年度は、都立は新
2022	SOCX281S	SeminarI(Contemporary Sociological Studies/fall semester)	SUTO, Shinya	Schl Social Sci	fall semester	Wed.4	undecided	社会学は、人間の形づく



View Syllabus Information

Even after classes have commenced, course descriptions and online syllabus information may be subject to change according to the size of each class and the students' comprehension level.

Update History

Print

Course Information

Year	2022	Check the detailed information of the "SeminarI"	
Course Title	SeminarI (Policy Studies/fall semester)		
Instructor	KAMINUMA, Masaki		
Term/Day/Period	fall semester Tues.4		
Category	Seminar (Basic)	Eligible Year	2nd year and above
Classroom		Campus	waseda
Course Key	1800001066	Course Class Code	01
Main Language	Japanese	Credits 2	
Class Modality Categories	[On-campus]		
Course Code	GSSA211S		
First Academic disciplines	General Social Science		
Second Academic disciplines	General Social Science		
Third Academic disciplines	Contemporary Issues of The Social Science		
Level	Intermediate, developmental and applicative	Types of lesson	Seminar

2-2. Application Method

If you decide the seminar you want to belong, please apply for the seminar using the My Waseda "Application Form". **The login URL for the application form will be sent by email prior to the start of the application period.**

The following questions are required to be answered when applying.

Please create an answer before filling in the application form and apply according to the following screen transition diagram.

《 Question 》

- Reason for applying (up to 250 words) / (500 字以内)
- Self-introduction (up to 175 words) / (250 字以内)
- Fields you have learned with interest (up to 75 words) / (150 字以内)
- Themes you would like to study (up to 250 words) / (500 字以内)
- Desired career after graduation (up to 75 words) / (150 字以内)
- Other communication fields (up to 75 words) / (150 字以内)

*Please note that if you are applying for a seminar conducted in English, you must answer the questions on the application in English.

*Please note that if you are applying for a seminar conducted in Japanese/English, the language in which you answer the questionnaire will differ for each seminar (Japanese or English).

1

Login to application form

The application URL will be sent to you via email around the end of April.

Please click the URL to proceed to the application form screen.

* Login to My Waseda is required to proceed to the application form screen.

2

Fill in the application form

Follow the image below and proceed to the question answer screen to answer all the questions.

*The layout of the application form may change slightly, but the required procedures remain the same.

The screenshot shows the application form interface. At the top, there is a header bar with the text "Application for Junior Seminar for TAISI Program / Seminar I for General Program (Language : English) (1st)" and an "Edit" button. Below the header, the "Request Period" is displayed as "04/23/2021 09:00 - 05/7/2021 17:00". The "Notes" section contains the following text: "We will accept applications for Junior Seminar for TAISI Program / Seminar I for General Program (first recruitment). Answer the questions below and click '保存/Save'." Below this, the "Application period" is listed as "April 23 (Friday) 9:00 to May 7 (Friday) 17:00". There are two bullet points: "* You can re-reply until the application deadline." and "* When the application is completed, a'reception notice' will be delivered to the Waseda email. Please note that if you do not receive the notification, you may not have applied." Below these, there is a section titled "【Notes】" with three bullet points: "• Access will be concentrated near the deadline, and system errors may occur. Even in this case, applications after the application period will not be accepted.", "• After a certain period of time after logging in, you may be automatically logged out and the input content will be lost. Please be aware of this and save the input content as much as possible.", and "• If you use external characters or special characters, the characters may be garbled, so please be careful when inputting them as much as possible." At the bottom of the form, there is a "submit" button. A red box highlights the "submit" button, and a red arrow points to it from a callout box that says "① Click 'Submit'". Below the "submit" button, there is a large orange arrow pointing downwards.

Application for Junior Seminar for TAISI Program / Seminar I for General Program (Language : English) (1st) Edit

Request Period : 04/23/2021 09:00 - 05/7/2021 17:00

Notes

We will accept applications for Junior Seminar for TAISI Program / Seminar I for General Program (first recruitment). Answer the questions below and click "保存/Save".

Application period: April 23 (Friday) 9:00 to May 7 (Friday) 17:00

* You can re-reply until the application deadline.

* When the application is completed, a'reception notice' will be delivered to the Waseda email. Please note that if you do not receive the notification, you may not have applied.

【Notes】

- Access will be concentrated near the deadline, and system errors may occur. Even in this case, applications after the application period will not be accepted.
- After a certain period of time after logging in, you may be automatically logged out and the input content will be lost. Please be aware of this and save the input content as much as possible.
- If you use external characters or special characters, the characters may be garbled, so please be careful when inputting them as much as possible.

Allow Resubmission Yes (Modify current request)

submit

① Click "Submit"

Application for Junior Seminar for TAISI Program / Seminar I for General Program (Language : English) (1st) [Submit]
(* : Required)

We will accept applications for Junior Seminar for TAISI Program / Seminar I for General Program (first recruitment).
Answer the questions below and click "保存/Save".

Application period: April 23 (Friday) 9:00 to May 7 (Friday) 17:00

- * You can re-reply until the application deadline.
- * When the application is completed, a "reception notice" will be delivered to the Waseda email.
Please note that if you do not receive the notification, you may not have applied.

[Notes]

- Access will be concentrated near the deadline, and system errors may occur.
Even in this case, applications after the application period will not be accepted.
- After a certain period of time after logging in, you may be automatically logged out and the input contents may be lost.
- Apply with sufficient time to prepare for unexpected situations, such as saving the input contents in Word etc.
- If you use external characters or special characters, the characters may be garbled, so please refrain from using them as much as possible.

Chapter 1

Personal Information

Question 1 - 1 . Please fill in your Student ID
Half-width alphanumeric characters only , "CD" is not required (Example: 1H170999)

* :

Question 1 - 2 . Please fill in your name.
Ex. Ookuma Hanako

Question 2 - 5 . Themes you would like to study (up to 250 words)
Number of words entered:0words
:
(Input must be between 0 to 250 words.)

Question 2 - 6 . Desired career after graduation (up to 75 words)
Number of words entered:0words
:
(Input must be between 0 to 75 words.)

Question 2 - 7 . Other communication fields (up to 75 words)
In addition to the above question items, if there is something you want to publicize to the instructor, please fill in freely.
Number of words entered:0words
:

② Answer all questions.

③ Click "Save" after answering all the questions.

Cancel Save

(Input must be between 0 to 75 words.)

Question 2 - 5 . Themes you would like to study (up to 250 words)
Number of words entered:0words
:
(Input must be between 0 to 250 words.)

Confirm Submit

Do you want to save the request?

④ Click "Yes" on the application confirmation

No Yes

【Notes】

- We will not accept applications after the application period for any reason.
- You can reapply until the application deadline.
- When the application is completed, a "reception notice" will be delivered to the Waseda e-mail.
Please note that if you do not receive the notification, you may not have applied.
- Access will be concentrated near the deadline, and system errors may occur.
Even in this case, applications after the application period will not be accepted.
- After a certain period of time after logging in, you may be automatically logged out and the input contents may be lost.
- Apply with sufficient time to prepare for unexpected situations, such as saving the input contents in Word etc.
- If you use external characters or special characters, the characters may be garbled, so please refrain from using them as much as possible.

3

You will receive a reception notice email

When saving (application) in the application form is completed, you will receive an email notifying you that your application has been accepted. **If you do not receive the "reception notice" even after a while after saving the application form, the reception has not been completed successfully. In this case, please apply again using the application form within the application period.**

Important point

- You can apply for only one seminar at each selection. It is not possible to apply for multiple seminars at the same time.

2-3. About selection and announcement of selection results

After receiving the registration application, the instructor will make a selection based on the information you entered in the application form and the grades you have earned. In addition to document screening, some seminars require an interview and a report assignment.

After the selection by the instructor, the pass / fail results will be notified individually to the applicant's Waseda email.

If you do not pass, you can continue to participate in the second and third recruitment. However, as soon as the number of students reaches the recruitment capacity for each class, the recruitment will be suspended, so please try to participate from the first recruitment as much as possible.

*If you pass the selection process, you will automatically be registered for the Seminar before course registration period in the fall semester. You do not need to apply for the Seminar when you register for courses.

Notes

- You cannot reapply for the seminar that has failed once.
- It is not allowed to withdraw or change to another seminar after passing the selection.
- It is not allowed to contact the instructor individually regarding the selection results. Please contact the office.
- Second and third recruitment may not be conducted at the discretion of the instructor.

2-4. About Additional Selection

For TAISI students, taking Seminar is required to graduate, so if you have not passed any of the seminars at the end of the 3rd screening, you will be eligible for "Additional Selection". After announcing the results of the 3rd registration, a list of seminars that will recruit additional students will be announced. Then, you can select the desired seminar and apply for registration again.