

Face-to-face interview

Area No.

ID No.

ID

casipapi

CASI N = 598

PAPI N = 694

Waseda and Yomiuri

Joint Survey on Social Expectations in Japan

The 2009 September Post-election Survey

[Research body]



G-COE GLOPE II

The G-COE GLOPE II project on Political Economy of Institutional Construction, Graduate School of Economics, Waseda University
&

The Yomiuri Shimbun Public Opinion Survey Department

Principal investigator: Aiji Tanaka, Professor, School of Political Science and Economics, Waseda University.

[Relegated research body]



Nippon Research Center

2-7-1, Honcho, Nihonbashi, Chuo-ku, Tokyo, 103-0023

0120-988-043 (Toll-free number)

Hours of operation: 10AM-5PM during weekdays

Interviewer's
name

Interviewer

† In this study, it is very important to follow the instruction for interviews. Please carefully follow all the notes below.

Note for interviewers 1.

Please read the entire question **exactly as they are written on the questionnaire form.** It is very important to provide the same explanations and options to all participants. If participants say that they don't understand the meaning, terms or expression of the question or answer options, please respond, "you can answer the question according to your understanding." Interviewers should not give their own interpretation of the question or answer option, or add additional explanatory remarks.

Note for interviewers 2.

Do not read the listed answer options on a card, unless the instruction says, "Read the answer options on a card."

* Exception: When you find it difficult for some participants, such as the elderly and the visually impaired, to read the question and answer options on a card, please read the answer options on a card.

Note for interviewers 3.

"Don't know" and "No answer/Don't want to answer" are listed on the answer option card. If participants are pondering while looking at the answer options, **don't prompt participants' answer by asking, "you don't know?" or "you don't understand?"**

First see the participants' response, then write an answer on the answer sheet following the instructions below:

- Record "Don't know" only when the participants themselves say they "don't know."
- Record "Don't want to answer/No answer," only when participants "don't answer the question and keep silent", or when participants say that they "do not wish to answer the question."
- * When participants do not answer the question and keep silent, then

1) Prompt their answer by asking "what do you think?"

2) See the response to the prompts.

- Case 1. If participants say, "Please wait a second. I'm still thinking," then wait for their answer. Do not rush them.
- Case 2. If participants say "Well, I'm not sure," then ask participants if 1) they don't understand the meaning of the question, or 2) they don't know which answer option to choose.

1) If participants don't understand the meaning of the question,

Encourage them to answer, "you can answer the question according to your understanding, so please choose an answer that is closest to your thoughts from the list of answer options on the card." However, interviewers should not explain the questionnaire items. * If participants cannot answer the question, see 2) below.

2) If participants don't know which answer option to choose,

Please confirm their response by saying, "are you sure you don't know which answer option to choose?" record "Don't know," and proceed to the next question by saying, "then we'll move on to the next question."

If participants say they "don't know," after they examined the questionnaire and answer options, you should not force them to choose an answer option from the provided list. However, if participants do not seem to pay serious attention to the question, and simply say they "don't know," then encourage them to think about the question again.

3) If participants keep silent

even after being asked whether they do not understand the question or do not know which answer option to choose, ask “Can I move on to the next question?”; if they still would not answer the question, record “Don’t want to answer,” and proceed to the next question.

[Interviewer] **bPAPI_Start** **bCASI_StartRaw**

Date of interview MTH DAY Starting time HR MIN
(In military clock)

[Interviewer note]

① Please read the entire question exactly as it is written on the questionnaire form.

② Do not read the listed answer options on a card.

Please ask respondents to answer by the "answer option number," not by the wording of the answer option.

* If respondents answered by the wording instead of the number, please respond: "Would you answer by the answer option number in order to enter your answer correctly?"

<For all>

[Notes for interviewer: Please read the following statement first before you start the study.]

You may find some questions difficult to answer, but you can answer as you like and to the extent that you understand the question. Any answer you give is very precious. We hope you understand that these questions are necessary for cross-national studies in the future.

[SHOW CARD 1]

b1

Q1. How often do you watch news on TV?

Total	CASI		PAPI			CASI		PAPI	
CASI (598) / PAPI (694)	N	%	N	%		N	%	N	%
1. Never→Go to Q2	66	11.0	74	10.7	5. (Almost) everyday	394	65.9	497	71.6
2. Once a week	33	5.5	36	5.2	6. * DK→Go to Q2	0	0.0	0	0.0
3. 2-3 days a week	69	11.5	54	7.8	7. * NA/I don't want to answer→Go to Q2	0	0.0	0	0.0
4. 4-5 days a week	36	6.0	33	4.8					

<For respondents who answered "2-5" in Q1> * If they answered "1", "6" or "7", go to Q2.

[SHOW CARD 1-SQ1]

SQ1. Which newspaper do you usually read? Please choose all papers that you read.

Total CASI (532) / PAPI (620)	CASI		PAPI			CASI		PAPI	
	N	%	N	%		N	%	N	%
1. Yomiuri Shimbun	150	28.2	149	24.0	7. Sports paper	32	6.0	42	6.8
2. Asahi Shimbun	113	21.2	92	14.8	8. Industry paper	11	2.1	7	1.1
3. Mainichi Shimbun	46	8.6	36	5.8	9. Another paper	54	10.2	53	8.5
4. Nihon Keizai (Nikkei) Shimbun	58	10.9	46	7.4	10. * DK→Go to Q2	0	0.0	1	0.2
5. Sankei Shimbun	18	3.4	19	3.1	11. * NA / I don't want to answer →Go to Q2	0	0.0	1	0.2
6. Local paper	209	39.3	315	50.8					

<If respondents chose multiple options (2 or more answers for 1-9), go to SQ2.> * For other cases, go to Q2.>

[SHOW CARD 1-SQ2]

b1s2

SQ2. Among these papers, which one do you read the most? Choose one of the following answers.

Total	CASI		PAPI			CASI		PAPI	
CASI (122) / PAPI (122)	N	%	N	%		N	%	N	%
1. Yomiuri Shimbun	28	23.0	32	26.2	7. Sports paper	10	8.2	7	5.7
2. Asahi Shimbun	18	14.8	19	15.6	8. Industry paper	0	0.0	0	0.0

3. Mainichi Shimbun	10	8.2	2	1.6	9. Another paper	8	6.6	3	2.5
4. Nihon Keizai (Nikkei) Shimbun	13	10.7	17	13.9	10. * DK→Go to Q2	1	0.8	1	0.8
5. Sankei Shimbun	2	1.6	2	1.6	11. * NA / I don't want to answer→Go to Q2	1	0.8	1	0.8
6. Local paper	31	25.4	38	31.1					

<For respondents who answered "2-5" in Q1> * If they answered "1", "6" or "7", go to Q2.

[SHOW CARD 1-SQ3-1]

b1s3a

SQ3-1. Which section do you read the most? Choose one of the following answers.

Total CASI (530) / PAPI (620)	CASI		PAPI			CASI		PAPI	
	N	%	N	%		N	%	N	%
1. The front page	150	28.3	188	30.3	6. International news section	6	1.1	9	1.5
2. Politics section	41	7.7	52	8.4	7. Another section	87	16.4	123	19.8
3. Economy section	52	9.8	45	7.3	8. * DK→Go to Q2	1	0.2	1	0.2
4. Local news section	124	23.4	142	22.9	9. * NA/I don't want to answer→Go to Q2	1	0.2	0	0.0
5. Sports section	68	12.8	60	9.7					

b1s3b

[SHOW CARD 1-SQ3-2]

SQ3-2. Which section do you read the second most? Choose one of the following answers.

Total CASI (528) / PAPI (620)	CASI		PAPI			CASI		PAPI	
	N	%	N	%		N	%	N	%
1. The front page	86	16.3	76	12.3	7. Another section	42	8.0	66	10.6
2. Politics section	89	16.9	100	16.1	8. No particular page	51	9.7	93	15.0
3. Economy section	49	9.3	56	9.0	9. * DK	5	0.9	0	0.0
4. Local news section	127	24.1	127	20.5	10. * NA/I don't want to answer	1	0.2	0	0.0
5. Sports section	66	12.5	91	14.7					
6. International news section	12	2.3	11	1.8					

<For all>

[SHOW CARD 2]

Q2. Do you use the Internet on your computers or cellular phones? Choose one of the following answers.

b2

Total CASI (598) / PAPI (694)	CASI		PAPI	
	N	%	N	%
1. Yes	346	57.9	305	43.9
2. No	252	42.1	384	55.3
3. * DK	0	0.0	1	0.1
4. * NA/I don't want to answer	0	0.0	4	0.6

<For respondents who answered 1 in Q2> * If they answered 2-4, go to Q3.

SQ1. How many hours a day on average do you use the Internet? Do not count Internet usage for your work.

Total

CASI	PAPI
------	------

CASI (343) / PAPI (305)

1 hour 36
minutes1 hour 14
minutesApproximately (on
average)

b2s1T

b2s1M

[Notes: "DK" is coded 88 and "NA/I don't want to answer" is coded 99. These numbers are excluded in calculating the average.]

<For all>

[SHOW CARD 3]

Q3. We would like to ask about the House of Representatives election.

Some people went to vote, but others could not go for a variety of reasons. Did you vote in the House of Representatives election on August 30th? Please choose one of the following answers.

b3

Total	CASI		PAPI	
CASI (598) / PAPI (694)	N	%	N	%
1. I was planning to vote, but I could not	30	5.0	30	4.3
2. I did not go	28	4.7	31	4.5
3. I <u>voted</u> on election day	457	76.4	559	80.5
4. I <u>voted</u> earlier, or by absentee ballot	83	13.9	74	10.7
5. * I don't remember	0	0.0	0	0.0
6. * DK	0	0.0	0	0.0
7. * NA/I don't want to answer	0	0.0	0	0.0

→Go to Q4

→Go to SQ1

→Go to Q4

<For those who answered "3. I went to vote on the election day" in Q3 or "1. I went to vote on the election day" in Q3.>

[SHOW CARD 3-SQ1] CASI (540) / PAPI (633)

SQ1. Which candidate did you vote for in the single member district, where you vote for a candidate? Please choose one of the following answers.

b3s1

--	--	--

* Notes for interviewers: Record the answer code that respondents chose.

* Notes for interviewers: If respondents cannot choose from the list of candidates, record the following code.

b3s1C

- 701: * Blank vote in the single member district

- 702: * Abstention in the single member district

b3s1P

- 703: * Don't want to answer

- 704: * Don't remember

- 888: *DK

- 999* NA

<For respondents who named a candidate > * If respondents did not name a candidate in SQ1, go to SQ4.

[SHOW CARD 3-SQ2]

b3s2

SQ2. When did you decide to vote for that candidate? Please choose one of the following answers.

Total	CASI		PAPI			CASI		PAPI	
CASI (526) / PAPI (566)	N	%	N	%		N	%	N	%
1. Before the election campaign	266	50.6	297	52.5	4. On election day (August 30th)	80	15.2	67	11.8
2. During the first half of the	78	14.8	90	15.9	5. * DK	0	0.0	1	0.2

election campaign 3. During the latter half of the election campaign (After Sunday, or 10 days prior to election day)	102	19.4	110	19.4	6. * NA / I don't want to answer	0	0.0	1	0.2
---	-----	------	-----	------	---	---	-----	---	-----

<For respondents who named a candidate > * If respondents did not name a candidate in SQ1, go to SQ4.

[SHOW CARD 3-SQ3]

b3s3

SQ3. When you voted in the single-member district, where you vote for a candidate, which did you think is more important, party of candidate? Please choose one of the following answers.

Total	CASI		PAPI			CASI		PAPI	
CASI (526) / PAPI (566)	N	%	N	%		N	%	N	%
1. Party	278	52.9	307	54.2	4. * DK	0	0.0	0	0.0
2. Candidate	134	25.5	169	29.9	5. * NA/I don't want to answer	2	0.4	4	0.7
3. Can't say	112	21.3	86	15.2					

<For respondents who answered "3. I went to vote on the election day" or "4. I went to vote earlier, or by absentee ballot " in Q3>

[SHOW CARD 3-SQ4 (A or B)] * Randomized options in CASI

SQ4. Then which party did you vote for in the PR district, where you vote for a party? Please choose one of the following answers.

Total	CASI		PAPI			CASI		PAPI	
CASI (540) / PAPI (633)	N	%	N	%		N	%	N	%
1. LDP	140	25.9	170	26.9	8. * Blank vote in the PR district	0	0.0	1	0.2
2. DPJ	223	41.3	275	43.4	9. * Abstention in the PR district	0	0.0	0	0.0
3. CGP	48	8.9	56	8.8	10. * Don't want to answer	4	0.7	26	4.1
4. JCP	39	7.2	28	4.4	11. * Don't remember	0	0.0	0	0.0
5. SDP	26	4.8	28	4.4	12. * DK	0	0.0	0	0.0
6. PNP	16	3.0	10	1.6	13. * NA/I don't want to answer	0	0.0	2	0.3
7. Another party	44	8.1	37	5.8					

* Notes for interviewers: Answer options vary by the district and PR block.

PR district list A: Northern Kanto, Tokyo, Southern Kanto, Hokuriku-Shin'etsu, Tokai, Kinki, Chugoku, Shikoku, Kyushu/Okinawa (read as they are)

PR district list B: Hokkaido, Tohoku, Shikoku (* No "6. PNP")

[SHOW CARD 3-SQ5]

<For respondents who answered 1-7 in SQ4> * If respondents answered 8-13 in SQ4, go to Q4.

b3s5

SQ5. When did you decide to vote for that party? Please choose one of the following answers.

Total	CASI		PAPI			CASI		PAPI	
CASI (536) / PAPI (604)	N	%	N	%		N	%	N	%
1. Before the election	304	56.7	351	58.1	4. On election day	67	12.5	56	9.3

campaign					(August 30th)				
2. During the first half of the election campaign	79	14.7	74	12.3	5. * DK	0	0.0	0	0.0
3. During the latter half of the election campaign (After Sunday, or 10 days prior to election day)	86	16.0	119	19.7	6. * NA/I don't want to answer	0	0.0	4	0.7

<For all>

[SHOW CARD 4]

Q4. Did you receive postcards, phone calls or direct mails asking you to vote for a candidate or party from a party or candidate's office in this House of Representatives Election? Please choose one of the following answers.

b4

Total	CASI		PAPI			CASI		PAPI	
CASI (598) / PAPI (694)	N	%	N	%		N	%	N	%
1. Yes	270	45.2	364	52.4	4. * DK	2	0.3	0	0.0
2. No	326	54.5	325	46.8	5. * NA/I don't want to answer	0	0.0	1	0.1
3. * I don't remember	0	0.0	4	0.6					

<For respondents who answered 1 in Q4> * For other answers, go to Q5.

[SHOW CARD 4-SQ1] * Randomized options in CASI

SQ1. Which party or candidate were you asked to vote for? Please choose all options that apply.

b4s1xLDP

b4s1xDPJ

b4s1xCGP

b4s1xJCP

b4s1xSDP

b4s1xPNP

Total CASI (270) / PAPI (364)	CASI		PAPI			CASI		PAPI	
	N	%	N	%		N	%	N	%
1. LDP	169	62.6	234	64.3	7. Another party	29	10.7	24	6.6
2. DPJ	128	47.4	178	48.9	8. * I don't want to answer	0	0.0	2	0.5
3. CGP	94	34.8	120	33.0	9. * I don't remember	1	0.4	5	1.4
4. JCP	53	19.6	68	18.7	10. * DK	0	0.0	3	0.8
5. SDP	21	7.8	20	5.5	11. * NA/I don't want to answer	0	0.0	0	0.0
6. PNP	18	6.7	12	3.3					

b4s1xOTH

b4s1x8

b4s1x9

b4s1xDK

b4s1xNA

<For all>

[SHOW CARD 5]

Q5. Next, I will read to you three statements about politics. Do you agree or disagree with them? For each statement, choose one of the following answers.

[Notes for interviewers: Although the each card shows items of A) to C), please read them one by one.]

Total	1 Agree	2 Somewhat agree	3 Somewhat disagree	4 Disagree	5 * DK	6 * NA/I don't want to answer
-------	------------	---------------------	------------------------	---------------	-----------	----------------------------------

	CASI (598) / PAPI (694)		N	%	N	%	N	%	N	%	N	%	N	%
b5a	A) <u>Parties</u> reflect ordinary citizens' views	→ CASI	215	36.0	277	46.3	84	14.0	17	2.8	5	0.8	0	0.0
		PAPI	245	35.3	330	47.6	64	9.2	15	2.2	38	5.5	2	0.3
b5b	B) <u>Elections</u> reflect ordinary citizens' views	→ CASI	360	60.2	210	35.1	20	3.3	4	0.7	4	0.7	0	0.0
		PAPI	392	56.5	252	36.3	25	3.6	4	0.6	19	2.7	2	0.3
b5c	C) <u>The Diet</u> reflect ordinary citizens' views	→ CASI	271	45.3	255	42.6	57	9.5	7	1.2	7	1.2	1	0.2
		PAPI	254	36.6	302	43.5	84	12.1	13	1.9	38	5.5	3	0.4

<For all>

[SHOW CARD 6 Common for (1) – (3)]

Q6. The terms conservative and progressive are often used to express one's political position.

	b6a				b6b				b6c			
	(1) If "0" is most progressive and "10" is most conservative, where would you place yourself on this scale? ↓				(2) Where do you think the LDP is located? Please indicate a number from 0 to 10 similar to the previous question. ↓				(3) Then what about the DPJ ? ↓			
Total CASI (598) / PAPI (694)	CASI		PAPI		CASI		PAPI		CASI		PAPI	
	N	%	N	%	N	%	N	%	N	%	N	%
0. Progressive	14	2.3	9	1.3	4	0.7	4	0.6	21	3.5	20	2.9
1. ↑	11	1.8	11	1.6	8	1.3	5	0.7	23	3.8	21	3.0
2. ↓	33	5.5	24	3.5	17	2.8	8	1.2	56	9.4	47	6.8
3. ↓	81	13.5	69	9.9	28	4.7	30	4.3	108	18.1	122	17.6
4. ↓	48	8.0	64	9.2	29	4.8	27	3.9	93	15.6	108	15.6
5. ↓	211	35.3	264	38.0	66	11.0	73	10.5	115	19.2	137	19.7
6. ↓	62	10.4	58	8.4	34	5.7	51	7.3	71	11.9	65	9.4
7. ↓	55	9.2	61	8.8	68	11.4	84	12.1	47	7.9	48	6.9
8. ↓	39	6.5	45	6.5	127	21.2	158	22.8	31	5.2	23	3.3
9. ↓	6	1.0	12	1.7	84	14.0	70	10.1	14	2.3	14	2.0
10. Conservative	35	5.9	33	4.8	125	20.9	120	17.3	8	1.3	11	1.6
11. * DK	2	0.3	38	5.5	8	1.3	63	9.1	10	1.7	77	11.1
12. * NA/I don't want to answer	1	0.2	6	0.9	0	0.0	1	0.1	1	0.2	1	0.1

[SHOW CARD 7] * Randomized items in CASI

Q7. Generally speaking, how much do you trust the organizations and groups listed here? For each organization (A) through (M), please choose a number between 0 and 10, where "0" means "Least trustworthy" and 10 means "Most trustworthy."

[Notes for interviewers: Although each card shows items of A) to M), please read them one by one.]

			0	1	2	3	4	5	6	7	8	9	10	11	12
			Least trustworthy										Most trustworthy	* DK	* NA/I don't want to answer
Total CASI (598) / PAPI (694)															
b7a	A) Newspaper	CASI	N	13	11	18	34	21	129	55	98	112	56	46	5
			%	2.2	1.8	3.0	5.7	3.5	21.6	9.2	16.4	18.7	9.4	7.7	0.8
	PAPI	N	3	4	10	34	18	124	61	120	183	58	64	15	0
		%	0.4	0.6	1.4	4.9	2.6	17.9	8.8	17.3	26.4	8.4	9.2	2.2	0.0

b7b

B) The central government/ bureaucratic agencies	→ CASI	N	20	33	62	86	68	171	45	46	32	12	16	7	0
		%	3.3	5.5	10.4	14.4	11.4	28.6	7.5	7.7	5.4	2.0	2.7	1.2	0.0
	→ PAPI	N	7	14	32	77	59	180	70	59	60	17	12	107	0
		%	1.0	2.0	4.6	11.1	8.5	25.9	10.1	8.5	8.6	2.4	1.7	15.4	0.0
C) TV	→ CASI	N	14	17	33	69	75	159	78	60	47	18	23	5	0
		%	2.3	2.8	5.5	11.5	12.5	26.6	13.0	10.0	7.9	3.0	3.8	0.8	0.0
	→ PAPI	N	5	8	25	54	61	183	100	81	105	35	32	5	0
		%	0.7	1.2	3.6	7.8	8.8	26.4	14.4	11.7	15.1	5.0	4.6	0.7	0.0
D) Police	→ CASI	N	9	18	33	47	53	121	68	76	82	48	40	2	1
		%	1.5	3.0	5.5	7.9	8.9	20.2	11.4	12.7	13.7	8.0	6.7	0.3	0.2
	→ PAPI	N	3	9	21	46	51	151	78	102	118	58	43	12	2
		%	0.4	1.3	3.0	6.6	7.3	21.8	11.2	14.7	17.0	8.4	6.2	1.7	0.3
E) Hospitals	→ CASI	N	4	2	13	32	29	105	61	104	131	62	52	1	2
		%	0.7	0.3	2.2	5.4	4.8	17.6	10.2	17.4	21.9	10.4	8.7	0.2	0.3
	→ PAPI	N	1	4	7	19	32	107	67	135	182	73	55	11	1
		%	0.1	0.6	1.0	2.7	4.6	15.4	9.7	19.5	26.2	10.5	7.9	1.6	0.1
F) Elementary and junior high schools	→ CASI	N	7	5	13	33	40	147	82	74	101	43	48	4	1
		%	1.2	0.8	2.2	5.5	6.7	24.6	13.7	12.4	16.9	7.2	8.0	0.7	0.2
	→ PAPI	N	1	3	7	20	26	130	76	121	154	57	52	47	0
		%	0.1	0.4	1.0	2.9	3.7	18.7	11.0	17.4	22.2	8.2	7.5	6.8	0.0
G) Labor unions	→ CASI	N	25	15	34	76	48	189	76	53	35	15	22	10	0
		%	4.2	2.5	5.7	12.7	8.0	31.6	12.7	8.9	5.9	2.5	3.7	1.7	0.0
	→ PAPI	N	9	11	17	47	58	214	76	63	53	14	20	111	1
		%	1.3	1.6	2.4	6.8	8.4	30.8	11.0	9.1	7.6	2.0	2.9	16.0	0.1
H) Large corporations	→ CASI	N	14	22	38	72	69	173	84	49	48	12	7	9	1
		%	2.3	3.7	6.4	12.0	11.5	28.9	14.0	8.2	8.0	2.0	1.2	1.5	0.2
	→ PAPI	N	8	11	26	68	62	215	86	78	39	12	8	79	2
		%	1.2	1.6	3.7	9.8	8.9	31.0	12.4	11.2	5.6	1.7	1.2	11.4	0.3
I) Banks	→ CASI	N	11	15	12	50	44	152	60	81	84	48	37	3	1
		%	1.8	2.5	2.0	8.4	7.4	25.4	10.0	13.5	14.0	8.0	6.2	0.5	0.2
	→ PAPI	N	8	7	19	56	47	211	75	98	90	33	25	25	0
		%	1.2	1.0	2.7	8.1	6.8	30.4	10.8	14.1	13.0	4.8	3.6	3.6	0.0
J) Courts	→ CASI	N	6	7	13	36	30	138	51	83	97	69	61	6	1
		%	1.0	1.2	2.2	6.0	5.0	23.1	8.5	13.9	16.2	11.5	10.2	1.0	0.2
	→ PAPI	N	2	2	12	25	21	123	64	98	151	78	69	49	0
		%	0.3	0.3	1.7	3.6	3.0	17.7	9.2	14.1	21.8	11.2	9.9	7.1	0.0
K) The Diet	→ CASI	N	15	17	40	76	56	196	72	49	46	16	11	3	1
		%	2.5	2.8	6.7	12.7	9.4	32.8	12.0	8.2	7.7	2.7	1.8	0.5	0.2
	→ PAPI	N	7	7	20	56	62	178	112	97	75	25	18	37	0
		%	1.0	1.0	2.9	8.1	8.9	25.6	16.1	14.0	10.8	3.6	2.6	5.3	0.0
L) Political parties	→ CASI	N	18	18	33	77	60	189	64	57	43	13	19	7	0
		%	3.0	3.0	5.5	12.9	10.0	31.6	10.7	9.5	7.2	2.2	3.2	1.2	0.0
	→ PAPI	N	6	11	18	70	62	220	95	77	69	17	19	29	1
		%	0.9	1.6	2.6	10.1	8.9	31.7	13.7	11.1	9.9	2.4	2.7	4.2	0.1
M) Municipal authority / Local government	→ CASI	N	6	8	19	45	52	161	72	95	85	25	28	2	0
		%	1.0	1.3	3.2	7.5	8.7	26.9	12.0	15.9	14.2	4.2	4.7	0.3	0.0
	→ PAPI	N	3	1	15	27	45	195	75	120	125	45	26	17	0
		%	0.4	0.1	2.2	3.9	6.5	28.1	10.8	17.3	18.0	6.5	3.7	2.4	0.0

<For all>

[SHOW CARD 8] * Randomized items in CASI

Q8. Next we will ask about the society in general.

What do you think about the statements below? For each statement from A) to F), please choose one of the following answers.

[Notes for interviewers: Although each card shows items of A) to F), please read them one by one.]

Total CASI (598) / PAPI (694)		1 Agree		2 Somewhat agree		3 Somewhat disagree		4 Disagree		5 * DK		6 * NA/I don't want to answer	
		N	%	N	%	N	%	N	%	N	%	N	%
A) Most people are trustworthy →	CASI	34	5.7	268	44.8	258	43.1	38	6.4	0	0.0	0	0.0
	PAPI	51	7.3	354	51.0	189	27.2	87	12.5	13	1.9	0	0.0
B) Most people would reciprocate →	CASI	125	20.9	347	58.0	107	17.9	16	2.7	3	0.5	0	0.0

trust	PAPI	132	19.0	378	54.5	141	20.3	31	4.5	12	1.7	0	0.0
C) You cannot be too careful in any relationship with others	CASI	121	20.2	283	47.3	174	29.1	18	3.0	2	0.3	0	0.0
	PAPI	148	21.3	289	41.6	196	28.2	52	7.5	9	1.3	0	0.0
D) If you are not careful, others would take advantage of you.	CASI	178	29.8	298	49.8	107	17.9	13	2.2	2	0.3	0	0.0
	PAPI	161	23.2	321	46.3	155	22.3	45	6.5	10	1.4	2	0.3
E) Kindness toward others will eventually be beneficial to yourself.	CASI	164	27.4	307	51.3	112	18.7	13	2.2	1	0.2	1	0.2
	PAPI	163	23.5	330	47.6	146	21.0	45	6.5	10	1.4	0	0.0
F) Kindness toward others would bring rewards to yourself	CASI	77	12.9	318	53.2	179	29.9	19	3.2	2	0.3	3	0.5
	PAPI	104	15.0	347	50.0	183	26.4	47	6.8	13	1.9	0	0.0

[SHOW CARD 9] * Randomized options in CASI

Q9. Which of the following aims do you think are important for Japan for the next 10 years? Please choose the two most important aims from the following answers.

		b9a				b9b			
		Which one do you think is the most important?				Which one do you think is the second most important?			
b10a1	Total	CASI		PAPI		CASI		PAPI	
	CASI (598) / PAPI (694)	N	%	N	%	N	%	N	%
b10a2	1. Maintain order in the nation	148	24.7	206	29.7	186	31.4	171	24.6
b10a3	2. Give the people more say in important government decisions	222	37.1	224	32.3	168	28.4	207	29.8
b10a4	3. Keep prices stable								
b10a5	4. Protect freedom of speech	185	30.9	222	32.0	179	30.2	210	30.3
b10a6	5. * I don't understand the meaning of these response options.	37	6.2	25	3.6	53	9.0	81	11.7
b10a7	6. * I don't know which response option to choose	1	0.2	3	0.4	1	0.2	3	0.4
b10a8	7. * NA/I don't want to answer	5	0.8	9	1.3	5	0.8	15	2.2
		0	0.0	5	0.7	0	0.0	7	1.0

[Notes for interviewers: If respondents cannot choose an answer, please ask about the reason from 5 to 7.]

<For all>

[SHOW 10-1st and 2nd CARD] * Randomized items in CASI

Q10. Have you ever engaged in any of the activities listed below? And would you like to continue or try these activities in the future? Please choose a relevant answer for each activity.

"How about "voting at an election"?"

(1) Have you ever done this before? (Choose one)

(2) Would you like to continue or try doing it in the future? (Choose one)

* Notes for interviewers: In a similar manner, ask (1) --> (2) for B), then ask (1) --> (2) for C), etc. up to P). Although the each card shows items from A) to P), please read them one by one. But don't read the answer options.

(1) Have you ever...

		1		2		3		4		5	
		A number of times		Once or twice		Never		* DK		* NA/I don't want to answer	
b10a16	Total	N	%	N	%	N	%	N	%	N	%
	CASI (598) / PAPI (694)										
	A) voted in an election → CASI	422	70.6	124	20.7	52	8.7	0	0.0	0	0.0

		PAPI	662	95.4	22	3.2	9	1.3	0	0.0	1	0.1
	B) stood for office	→ CASI	8	1.3	2	0.3	586	98.0	1	0.2	1	0.2
		→ PAPI	3	0.4	5	0.7	683	98.4	0	0.0	3	0.4
	C) helped with election campaigning	→ CASI	91	15.2	71	11.9	435	72.7	0	0.0	1	0.2
		→ PAPI	98	14.1	117	16.9	475	68.4	1	0.1	3	0.4
	D) asked friends to vote for a candidate/party	→ CASI	62	10.4	60	10.0	474	79.3	1	0.2	1	0.2
		→ PAPI	82	11.8	89	12.8	520	74.9	0	0.0	3	0.4
	E) joined a <i>koenkai</i>	→ CASI	58	9.7	61	10.2	478	79.9	0	0.0	1	0.2
		→ PAPI	75	10.8	87	12.5	527	75.9	1	0.1	4	0.6
	F) joined a political party	→ CASI	21	3.5	20	3.3	555	92.8	1	0.2	1	0.2
		→ PAPI	34	4.9	13	1.9	641	92.4	3	0.4	3	0.4
	G) supported a political party (through donations/subscription to party's publications)	→ CASI	47	7.9	50	8.4	498	83.3	1	0.2	2	0.3
		→ PAPI	55	7.9	43	6.2	589	84.9	3	0.4	4	0.6
	H) attended political meetings organized by parties/politicians	→ CASI	103	17.2	102	17.1	392	65.6	0	0.0	1	0.2
		→ PAPI	113	16.3	143	20.6	434	62.5	1	0.1	3	0.4
b10b1	I) written to or called a national/local representative	→ CASI	23	3.8	19	3.2	555	92.8	1	0.2	0	0.0
		→ PAPI	19	2.7	17	2.4	655	94.4	0	0.0	3	0.4
b10b2	J) consulted at city hall	→ CASI	78	13.0	120	20.1	399	66.7	1	0.2	0	0.0
		→ PAPI	51	7.3	88	12.7	552	79.5	1	0.1	2	0.3
b10b3	K) signed petitions	→ CASI	183	30.6	147	24.6	263	44.0	5	0.8	0	0.0
		→ PAPI	157	22.6	158	22.8	370	53.3	6	0.9	3	0.4
b10b4	L) taken part in demonstrations/rallies	→ CASI	46	7.7	54	9.0	497	83.1	0	0.0	1	0.2
		→ PAPI	47	6.8	44	6.3	599	86.3	1	0.1	3	0.4
b10b5	M) voted in a referendum	→ CASI	87	14.5	63	10.5	443	74.1	5	0.8	0	0.0
		→ PAPI	71	10.2	65	9.4	533	76.8	22	3.2	3	0.4
b10b6	N) taken part in volunteer or neighborhood activities	→ CASI	178	29.8	152	25.4	268	44.8	0	0.0	0	0.0
		→ PAPI	177	25.5	143	20.6	370	53.3	1	0.1	3	0.4
b10b7	O) played an active role in <i>jichikai</i> activities	→ CASI	158	26.4	159	26.6	280	46.8	1	0.2	0	0.0
		→ PAPI	197	28.4	168	24.2	327	47.1	0	0.0	2	0.3
b10b8	P) submitted your opinion through the "public comment" system	→ CASI	17	2.8	42	7.0	529	88.5	9	1.5	1	0.2
		→ PAPI	11	1.6	43	6.2	570	82.1	66	9.5	4	0.6

b10b9

(2) In the future...

b10b10

b10b11

b10b12

b10b13

b10b14

b10b15

b10b16

		1		2		3		4		5	
		Would like to do it (would continue doing it)		Neither of them		Would rather not do it		* DK		* NA / I don't want to answer	
Total CASI (598) / PAPI (694)		N	%	N	%	N	%	N	%	N	%
A) vote in an election	→ CASI	508	84.9	54	9.0	36	6.0	0	0.0	0	0.0
	→ PAPI	647	93.2	28	4.0	14	2.0	1	0.1	4	0.6
B) stand for office	→ CASI	6	1.0	96	16.1	494	82.6	1	0.2	1	0.2
	→ PAPI	4	0.6	35	5.0	634	91.4	10	1.4	11	1.6
C) help with election campaigning	→ CASI	58	9.7	192	32.1	347	58.0	0	0.0	1	0.2
	→ PAPI	51	7.3	138	19.9	483	69.6	10	1.4	12	1.7
D) ask friends to vote for a candidate/party	→ CASI	53	8.9	156	26.1	388	64.9	0	0.0	1	0.2
	→ PAPI	53	7.6	92	13.3	526	75.8	11	1.6	12	1.7
E) join a <i>koenkai</i>	→ CASI	38	6.4	171	28.6	386	64.5	0	0.0	3	0.5
	→ PAPI	46	6.6	91	13.1	534	76.9	10	1.4	13	1.9
F) join a political party	→ CASI	17	2.8	152	25.4	427	71.4	2	0.3	0	0.0
	→ PAPI	20	2.9	54	7.8	596	85.9	12	1.7	12	1.7

G) support a political party (through donations/subscription to party's publications)	→	CASI	49	8.2	170	28.4	377	63.0	1	0.2	1	0.2
		PAPI	43	6.2	83	12.0	543	78.2	12	1.7	13	1.9
H) attend political meetings organized by party/politician	→	CASI	103	17.2	213	35.6	280	46.8	0	0.0	2	0.3
		PAPI	88	12.7	148	21.3	434	62.5	13	1.9	11	1.6
I) write to or call a national/local representative	→	CASI	55	9.2	201	33.6	339	56.7	2	0.3	1	0.2
		PAPI	19	2.7	84	12.1	569	82.0	10	1.4	12	1.7
J) consult at city hall	→	CASI	255	42.6	197	32.9	144	24.1	2	0.3	0	0.0
		PAPI	72	10.4	170	24.5	423	61.0	18	2.6	11	1.6
K) sign petitions	→	CASI	163	27.3	262	43.8	169	28.3	2	0.3	2	0.3
		PAPI	125	18.0	212	30.5	328	47.3	17	2.4	12	1.7
L) take part in demonstrations/rallies	→	CASI	36	6.0	164	27.4	396	66.2	1	0.2	1	0.2
		PAPI	31	4.5	109	15.7	527	75.9	14	2.0	13	1.9
M) vote in a referendum	→	CASI	216	36.1	218	36.5	158	26.4	4	0.7	2	0.3
		PAPI	133	19.2	152	21.9	357	51.4	39	5.6	13	1.9
N) take part in volunteer or neighborhood activities	→	CASI	249	41.6	231	38.6	116	19.4	0	0.0	2	0.3
		PAPI	216	31.1	188	27.1	263	37.9	15	2.2	12	1.7
O) play an active role in <i>jichikai</i> activities	→	CASI	159	26.6	257	43.0	182	30.4	0	0.0	0	0.0
		PAPI	185	26.7	218	31.4	267	38.5	12	1.7	12	1.7
P) submit your opinion through the "public comment" system	→	CASI	56	9.4	252	42.1	283	47.3	6	1.0	1	0.2
		PAPI	42	6.1	127	18.3	434	62.5	76	11.0	15	2.2

<For all respondents>

Now, please tell us about various organizations and groups that you belong to.

[SHOW CARD 11 (1)] **Randomized items in CASI**

Q11 (1) Tell us all the organizations and groups on this list that you belong to.

For each organization or group, please answer "1. Yes" or "2. No."

Notes for interviewers: Although each card shows the following items from (A) to (L), please read them one by one.
Be careful. The question order is different from Q10. Make sure to ask Q11 (2) after going through (A) to (L) first for Q11 (1).

[SHOW CARD 11 (2)] **Randomized items in CASI**

Q11 (2) We are going ask about activities of organizations/groups that you belong to.

Are you actively involved in the activities of this organization/group or not? For each organization or group, choose one of the following answers. How about _____?

Notes for interviewers: For Q11 (2), ask only about the organizations or groups that the respondents indicated they belong to in Q11 (1). When you ask "How about _____?", read out the name of the organization/group.
For example, read "How about Jichi-kai/residential association?" or "How about Agricultural association?"

				(1) Membership				(2) Level of activeness								
				1 Yes	2 No	3 * DK	4 * N/A/I don't want to answer		1 Actively involved	2 Somewhat involved	3 Seldom involved	4 Not involved	5 * DK	6 * N/A/I don't want to answer		
b11a1	Total CASI (598) / PAPI (694)							Total							b11b1	
	(A)	Jichi-kai/residential association	CASI	N	362	236	0	0	359	153	129	65	12	0	0	
				%	60.5	39.5	0.0	0.0		42.6	35.9	18.1	3.3	0.0	0.0	
b11a2	(B)	Parent-Teacher Association	PAPI	N	559	135	0	0	559	302	130	79	46	1	1	b11b2
				%	80.5	19.5	0.0	0.0		54.0	23.3	14.1	8.2	0.2	0.2	
b11a3	(C)	Trade association	CASI	N	137	460	0	1	132	55	47	20	10	0	0	
				%	22.9	76.9	0.0	0.2		41.7	35.6	15.2	7.6	0.0	0.0	
	(D)	Agricultural association	PAPI	N	119	575	0	0	119	72	31	10	5	0	1	b11b3
				%	17.1	82.9	0.0	0.0		60.5	26.1	8.4	4.2	0.0	0.8	
b11a4	(E)	Labor union	CASI	N	89	507	1	1	89	40	25	17	5	2	0	
				%	14.9	84.8	0.2	0.2		44.9	28.1	19.1	5.6	2.2	0.0	
	(F)	Consumers' cooperative	PAPI	N	108	586	0	0	108	59	29	15	5	0	0	b11b4
				%	15.6	84.4	0.0	0.0		54.6	26.9	13.9	4.6	0.0	0.0	
b11a5	(G)	Volunteer group	CASI	N	91	506	1	0	90	22	26	23	19	0	0	
				%	15.2	84.6	0.2	0.0		24.4	28.9	25.6	21.1	0.0	0.0	
	(H)	Residents' group	PAPI	N	139	555	0	0	139	53	43	19	23	1	0	b11b5
				%	20.0	80.0	0.0	0.0		38.1	30.9	13.7	16.5	0.7	0.0	
b11a6	(I)	Civic group	CASI	N	83	513	0	2	81	9	34	19	19	0	0	
				%	13.9	85.8	0.0	0.3		11.1	42.0	23.5	23.5	0.0	0.0	
	(J)	Religious group	PAPI	N	62	632	0	0	62	19	23	13	7	0	0	b11b6
				%	8.9	91.1	0.0	0.0		30.6	37.1	21.0	11.3	0.0	0.0	
b11a7	(K)	Alumni association	CASI	N	99	498	0	1	96	14	32	31	19	0	0	
				%	16.6	83.3	0.0	0.2		14.6	33.3	32.3	19.8	0.0	0.0	
	(L)	Koenkai/Candidate support organization	PAPI	N	114	580	0	0	114	46	31	22	13	1	1	b11b7
				%	16.4	83.6	0.0	0.0		40.4	27.2	19.3	11.4	0.9	0.9	
b11a8	(A)	Jichi-kai/residential association	CASI	N	80	517	1	0	79	41	26	6	6	0	0	
				%	13.4	86.5	0.2	0.0		51.9	32.9	7.6	7.6	0.0	0.0	
b11a9	(B)	Parent-Teacher Association	PAPI	N	94	600	0	0	94	53	29	9	3	0	0	b11b8
				%	13.5	86.5	0.0	0.0		56.4	30.9	9.6	3.2	0.0	0.0	
b11a10	(C)	Trade association	CASI	N	20	575	2	1	20	5	9	2	4	0	0	
				%	3.3	96.2	0.3	0.2		25.0	45.0	10.0	20.0	0.0	0.0	
b11a11	(D)	Agricultural association	PAPI	N	14	680	0	0	14	6	6	1	1	0	0	b11b9
				%	2.0	98.0	0.0	0.0		42.9	42.9	7.1	7.1	0.0	0.0	
b11a12	(E)	Labor union	CASI	N	31	566	0	1	29	10	8	3	8	0	0	
				%	5.2	94.6	0.0	0.2		34.5	27.6	10.3	27.6	0.0	0.0	
	(F)	Consumers' cooperative	PAPI	N	15	679	0	0	15	7	4	3	1	0	0	b11b10
				%	2.2	97.8	0.0	0.0		46.7	26.7	20.0	6.7	0.0	0.0	
b11a13	(G)	Volunteer group	CASI	N	43	553	0	2	42	17	12	7	5	0	1	
				%	7.2	92.5	0.0	0.3		40.5	28.6	16.7	11.9	0.0	2.4	
b11a14	(H)	Residents' group	PAPI	N	51	643	0	0	51	30	14	4	3	0	0	b11b11
				%	7.3	92.7	0.0	0.0		58.8	27.5	7.8	5.9	0.0	0.0	
b11a15	(I)	Civic group	CASI	N	284	312	1	1	281	90	90	63	37	1	0	
				%	47.5	52.2	0.2	0.2		32.0	32.0	22.4	13.2	0.4	0.0	
b11a16	(J)	Religious group	PAPI	N	340	354	0	0	340	130	116	55	38	0	1	b11b12
				%	49.0	51.0	0.0	0.0		38.2	34.1	16.2	11.2	0.0	0.3	
b11a17	(K)	Alumni association	CASI	N	44	552	0	2	44	12	16	9	7	0	0	
				%	7.4	92.3	0.0	0.3		27.3	36.4	20.5	15.9	0.0	0.0	
b11a18	(L)	Koenkai/Candidate support organization	PAPI	N	74	620	0	0	74	21	25	19	9	0	0	
				%	10.7	89.3	0.0	0.0		28.4	33.8	25.7	12.2	0.0	0.0	

<For all>

[SHOW CARD 12] * **Randomized options in CASI**

Q12. Were you asked to vote for a particular candidate or party during this election campaign by the following organizations or groups? Please choose all that apply.

<For respondents who answered "1-13" in Q12> * If respondents answered "14-16" in Q12, go to Q13.

SQ1. Which party or candidate did they ask you to vote for? Please answer for each organization or group. If you receive multiple requests from similar organizations or groups, please answer about the stronger request.

For example, if you were requested by both Agricultural Association A and B, and if A's request is stronger than B, then please answer about a candidate or party which Agricultural Association A asked you to vote for.

[SHOW CARD 12-SQ1-1] * **Randomized items and options in CASI**

(Notes for interviewers: Please be careful. Response options are different between SQ1-1 and SQ1-2)

1) Which party's candidate did "group no. X" ask you to vote for in the single-member district? Please choose all that apply.

* Notes for interviewer: If respondents do not know which party but answered "they requested me to vote for X (candidate name)," then record the answer as "8. Don't know the party of the candidate."

[SHOW CARD 12-SQ1-2] * **Randomized items and options in CASI**

(Notes for interviewers: Please be careful. Response options are different between SQ1-1 and SQ1-2)

2) Which party did "group no. X" ask to you to vote for in the PR district? Please choose all that apply.

* **Repeat this question order (1 to 2) for each organization/group chosen in Q12.**

* Notes for interviewers: Ask SQ1-1 and SQ1-2 only for the associations/groups that respondents chose in Q12.

Don't read the names of associations/groups. Read the number for each association/group chosen in Q12 ("group no. X") by showing the relevant card.

Ex) If a respondent chose "1. Jichi-kai/residential association" and "4. Agricultural association" in Q12, then show the cards to the respondent and ask (1) which party's candidate "group number 1" asked him/her to vote for, and (2) which party "group number 1" asked him/her to vote for. Then ask (1) which party's candidate "group number 4" asked him/her to vote for, and (2) which party "group number 4" asked him/her to vote for.

Go to the next page to answer













Q12. Associations/groups that requested you to vote (Choose as many).









Total CASI (598) / PAPI (694)	CASI		PAPI			CASI		PAPI	
	N	%	N	%		N	%	N	%
1. Jichi-kai/residential association	36	6.0	32	4.6	10. Religious group	80	13.4	71	10.2
2. Parent-Teacher Association	11	1.8	0	0.0	11. Alumni association	24	4.0	17	2.4
3. Trade association	32	5.4	19	2.7	12. Koenkai/Candidate support group	101	16.9	112	16.1
4. Agricultural association	15	2.5	7	1.0	13. Another group	31	5.2	20	2.9
5. Labor union	35	5.9	31	4.5	14. Not asked by any group	331	55.4	431	62.1
6. Consumers' corporative	7	1.2	0	0.0	15. * DK				
7. Volunteer group	15	2.5	4	0.6	16. * NA/I don't want to answer	5	0.8	3	0.4
8. Residents' group	8	1.3	0	0.0		6	1.0	13	1.9
9. Civic group	13	2.2	3	0.4					

* Notes for interviewers: Options on the cards are different between "7. Another party/no party affiliation" for Single-member district in SQ1-1) and "7. Another party" for PR-district in SQ1-2).

		xLDP	xDPJ	xCGP	xJCP	xSDP	xPNP	xOTH	x8	x9	x10	xDK	xNA	
<Only for the associations/groups chosen in Q12> SQ1-1. Candidate's party that you were asked to vote for in the Single-member district SQ1-2. Party that you were asked to vote for in the PR district (Choose as many as applicable)		LDP	DPJ	CGP	JCP	SDP	PNP	Another party / no party affiliation * See note	Don't know the party of the candidate.	Not asked	* Don't remember	* DK	* NA/I don't want to answer	
1. Jichi-kai/residential association														
1) Candidate's "party" in SMD Total CASI (35) / PAPI (32)	CASI	N	22	7	5	2	1	2	0	0	7	0	0	0
		%	62.9	20.0	14.3	5.7	2.9	5.7	0.0	0.0	20.0	0.0	0.0	0.0
	PAPI	N	22	5	3	2	0	0	3	0	2	0	0	0
		%	68.8	15.6	9.4	6.3	0.0	0.0	9.4	0.0	6.3	0.0	0.0	0.0
2) "Party" in PR Total CASI (33) / PAPI (32)	CASI	N	16	6	2	1	1	1	0		12	0	0	0
		%	48.5	18.2	6.1	3.0	3.0	3.0	0.0		36.4	0.0	0.0	0.0
	PAPI	N	15	4	8	2	0	0	1		6	0	0	1
		%	46.9	12.5	25.0	6.3	0.0	0.0	3.1		18.8	0.0	0.0	3.1
2. Parent-Teacher Association														
1) Candidate's "party" in SMD Total CASI (11) / PAPI (0)	CASI	N	4	1	1	0	0	1	0	0	5	0	0	0
		%	36.4	9.1	9.1	0.0	0.0	9.1	0.0	0.0	45.5	0.0	0.0	0.0
	PAPI	N	0	0	0	0	0	0	0	0	0	0	0	0
		%	0.0	0.0	0.0	0.0	0.0	0.0	0.0	0.0	0.0	0.0	0.0	0.0
2) "Party" in PR Total CASI (11) / PAPI (0)	CASI	N	5	0	1	0	0	1	0		4	0	0	0
		%	45.5	0.0	9.1	0.0	0.0	9.1	0.0		36.4	0.0	0.0	0.0
	PAPI	N	0	0	0	0	0	0	0		0	0	0	0
		%	0.0	0.0	0.0	0.0	0.0	0.0	0.0		0.0	0.0	0.0	0.0
3. Trade association														
1) Candidate's "party" in SMD Total CASI (16) / PAPI (19)	CASI	N	16	7	5	1	2	3	2	1	2	0	0	0
		%	55.2	24.1	17.2	3.4	6.9	10.3	6.9	3.4	6.9	0.0	0.0	0.0
	PAPI	N	14	6	3	1	0	0	0	0	0	0	0	0
		%	73.7	31.6	15.8	5.3	0.0	0.0	0.0	0.0	0.0	0.0	0.0	0.0
2) "Party" in PR	CASI	N	10	6	5	1	3	4	2		5	0	0	0
		%												

b12s1b3	Total CASI(29)		%	34.5	20.7	17.2	3.4	10.3	13.8	6.9		17.2	0.0	0.0	0.0
	/PAPI(19)	PAPI	N	10	4	3	0	0	0	0		4	0	0	1
			%	52.6	21.1	15.8	0.0	0.0	0.0	0.0		21.1	0.0	0.0	5.3
4. Agricultural association															
b12s1a4	1) Candidate's "party" in SMD	CASI	N	10	0	0	0	0	1	0	0	3	0	0	1
	Total CASI (15)		%	66.7	0.0	0.0	0.0	0.0	6.7	0.0	0.0	20.0	0.0	0.0	6.7
	/ PAPI (7)	PAPI	N	6	1	0	0	0	0	0	0	0	0	0	0
			%	85.7	14.3	0.0	0.0	0.0	0.0	0.0	0.0	0.0	0.0	0.0	0.0
b12s1b4	2) "Party" in PR	CASI	N	7	0	1	0	0	0	1		5	0	0	0
	Total CASI (14)		%	50.0	0.0	7.1	0.0	0.0	0.0	7.1		35.7	0.0	0.0	0.0
	/ PAPI (7)	PAPI	N	4	1	1	0	0	0	0		1	0	0	0
			%	57.1	14.3	14.3	0.0	0.0	0.0	0.0		14.3	0.0	0.0	0.0

			xLDP	xDPJ	xCGP	xJCP	xSDP	xPNP	xOTH	x8	x9	x10	xDK	xNA	
<Only for the associations/groups chosen in Q12> SQ1-1. Candidate's party that you were asked to vote for in the Single-member district SQ1-2. Party that you were asked to vote for in the PR district (Choose as many as applicable)			LDP	DPJ	CGP	JCP	SDP	PNP	* See notes	Another party / No party affiliation	Don't know the party of the candidate.	not asked	* Don't remember	* DK	* NA/I don't want to answer
5. Labor union															
b12s1a5	1) Candidate's "party" in SMD	CASI	N	3	24	1	2	5	2	0	0	1	0	0	1
			%	8.6	68.6	2.9	5.7	14.3	5.7	0.0	0.0	2.9	0.0	0.0	2.9
b12s1b5	Total CASI (35) / PAPI (31)	PAPI	N	4	18	3	1	5	1	1	0	0	0	0	1
			%	12.9	58.1	9.7	3.2	16.1	3.2	3.2	0.0	0.0	0.0	0.0	3.2
	2) "Party" in PR Total CASI (34) / PAPI (31)	CASI	N	2	21	0	1	3	1	2		5	0	0	0
			%	5.9	61.8	0.0	2.9	8.8	2.9	5.9		14.7	0.0	0.0	0.0
		PAPI	N	4	15	2	1	6	3	1		2	0	0	1
			%	12.9	48.4	6.5	3.2	19.4	9.4	3.2		6.5	0.0	0.0	3.2
6. Consumers' corporative															
b12s1a6	1) Candidate's "party" SMD Total CASI (7) / PAPI (0)	CASI	N	2	1	0	2	0	0	1	0	1	0	0	0
			%	28.6	14.3	0.0	28.6	0.0	0.0	14.3	0.0	14.3	0.0	0.0	0.0
		PAPI	N	0	0	0	0	0	0	0	0	0	0	0	0
			%	0.0	0.0	0.0	0.0	0.0	0.0	0.0	0.0	0.0	0.0	0.0	0.0
b12s1b6	2) "Party" in PR Total CASI (7) / PAPI (0)	CASI	N	1	1	0	1	0	0	0		5	0	0	0
			%	14.3	14.3	0.0	14.3	0.0	0.0	0.0		71.4	0.0	0.0	0.0
		PAPI	N	0	0	0	0	0	0	0		0	0	0	0
			%	0.0	0.0	0.0	0.0	0.0	0.0	0.0		0.0	0.0	0.0	0.0
7. Volunteer group															
b12s1a7	1) Candidate's "party" SMD Total CASI (13) / PAPI (4)	CASI	N	5	3	2	0	1	1	0	0	5	0	0	0
			%	38.5	23.1	15.4	0.0	7.7	7.7	0.0	0.0	38.5	0.0	0.0	0.0
		PAPI	N	2	0	0	1	1	0	0	0	0	0	0	0
			%	50.0	0.0	0.0	25.0	25.0	0.0	0.0	0.0	0.0	0.0	0.0	0.0
b12s1b7	2) "Party" in PR Total CASI (12) / PAPI (4)	CASI	N	2	2	2	0	0	1	0		6	0	0	0
			%	16.7	16.7	16.7	0.0	0.0	8.3	0.0		50.0	0.0	0.0	0.0
		PAPI	N	1	0	0	1	1	0	0		1	0	0	0
			%	25.0	0.0	0.0	25.0	25.0	0.0	0.0		25.0	0.0	0.0	0.0
8. Residents' group															
	1) Candidate's "party" SMD Total CASI (6)	CASI	N	2	1	1	0	1	0	0	0	2	0	0	0
			%	33.3	16.7	16.7	0.0	16.7	0.0	0.0	0.0	33.3	0.0	0.0	0.0

b12s1a8		PAPI	N	0	0	0	0	0	0	0	0	0	0	0	
			%	0.0	0.0	0.0	0.0	0.0	0.0	0.0	0.0	0.0	0.0	0.0	
b12s1b8	2) "Party" in PR Total CASI (6) / PAPI (0)	CASI	N	2	0	0	0	1	0	0		3	0	0	0
			%	33.3	0.0	0.0	0.0	16.7	0.0	0.0		50.0	0.0	0.0	0.0
		PAPI	N	0	0	0	0	0	0	0		0	0	0	0
			%	0.0	0.0	0.0	0.0	0.0	0.0	0.0		0.0	0.0	0.0	0.0
9. Civic group															
	1) Candidate's "party" in SMD Total CASI (12) / PAPI (3)	CASI	N	3	2	1	0	1	1	0	1	4	0	0	0
			%	25.0	16.7	8.3	0.0	8.3	8.3	0.0	8.3	33.3	0.0	0.0	0.0
		PAPI	N	1	0	1	1	0	0	0	0	0	0	0	0
			%	33.3	0.0	33.3	33.3	0.0	0.0	0.0	0.0	0.0	0.0	0.0	0.0
	2) "Party" in PR Total CASI (5) / PAPI (3)	CASI	N	5	2	1	0	2	1	0		4	0	0	0
			%	41.7	16.7	8.3	0.0	16.7	8.3	0		33.3	0.0	0.0	0.0
		PAPI	N	1	0	1	1	0	0	0		0	0	0	0
			%	33.3	0.0	33.3	33.3	0.0	0.0	0.0		0.0	0.0	0.0	0.0

			xLDP xDPJ xCGP xJCP xSDP xPNP xOTH x8 x9 x10 xDK xNA													
<Only for the associations/groups chosen in Q12> SQ1-1. Candidate's party that you were asked to vote for in the Single-member district SQ1-2. Party that you were asked to vote for in the PR district (Choose as many as applicable)									* See notes No party affiliation	Another party / the candidate.	Don't know the party of the candidate.	not asked	* Don't remember	* DK	answer	* N/A/ don't want to answer
10. Religious group Total CASI (598) / PAPI (694)																
1) Candidate's "party" in SMD TotalCASI(79) /PAPI(71) b12s1a10	CASI	N	10	3	58	1	0	1	2	0	8	1	0	0		
		%	12.7	3.8	73.4	1.3	0	1.3	2.5	0.0	10.1	1.3	0.0	0.0		
	PAPI	N	8	3	38	0	0	0	2	0	10	1	0	9		
		%	11.3	4.2	53.5	0.0	0.0	0.0	2.8	0.0	14.1	1.4	0.0	12.7		
2) "Party" in PR TotalCASI(75) /PAPI(71) b12s1b10	CASI	N	5	2	59	2	0	0	2	X	6	0	0	0		
		%	6.7	2.7	78.7	2.7	0.0	0.0	2.7	X	8.0	0.0	0.0	0.0		
	PAPI	N	1	2	62	1	1	0	1	X	0	0	0	5		
		%	1.4	2.8	87.3	1.4	1.4	0.0	1.4	X	0.0	0.0	0.0	7.0		
11. Alumni association Total CASI (598) / PAPI (694)																
1) Candidate's "party" in SMD TotalCASI(24) /PAPI(17) b12s1a11	CASI	N	4	8	6	2	0	0	1	1	6	0	0	0		
		%	16.7	33.3	25.0	8.3	0.0	0.0	4.2	4.2	25.0	0.0	0.0	0.0		
	PAPI	N	5	9	5	1	0	0	0	0	1	0	0	1		
		%	29.4	52.9	29.4	5.9	0.0	0.0	0.0	0.0	5.9	0.0	0.0	5.9		
2) "Party" in PR TotalCASI(24) /PAPI(17) b12s1b11	CASI	N	6	2	7	2	0	0	0	X	9	0	0	0		
		%	25.0	8.3	29.2	8.3	0.0	0.0	0.0	X	37.5	0.0	0.0	0.0		
	PAPI	N	4	6	7	1	0	1	0	X	2	0	0	1		
		%	23.5	35.3	41.2	5.9	0.0	5.9	0.0	X	11.8	0.0	0.0	5.9		
12. Koenkai/Candidate support group Total CASI (598) / PAPI (694)																
1) Candidate's "party" in SMD TotalCASI(101) /PAPI(112) b12s1a12	CASI	N	64	32	13	13	3	2	5	0	8	1	0	0		
		%	63.4	31.7	12.9	12.9	3.0	2.0	5.0	0	7.9	1.0	0.0	0.0		
	PAPI	N	72	48	18	14	5	2	4	1	2	0	0	4		
		%	64.3	42.9	16.1	12.5	4.5	1.8	3.6	0.9	1.8	0.0	0.0	3.6		
2) "Party" in PR TotalCASI(99) /PAPI(112) b12s1b12	CASI	N	50	26	19	10	4	3	3	X	18	0	0	0		
		%	50.5	26.3	19.2	10.1	4.0	3.0	3.0	X	18.2	0.0	0.0	0.0		
	PAPI	N	47	41	26	12	3	2	0	X	7	1	0	14		
		%	42.0	36.6	23.2	10.7	2.7	1.8	0.0	X	6.3	0.9	0.0	12.5		
13. Another group TotalCASI (598) / PAPI (694)																
1) Candidate's "party" in SMD TotalCASI(30) /PAPI(20) b12s1a13	CASI	N	13	4	6	1	2	1	4	1	4	1	0	0		
		%	43.3	13.3	20.0	3.3	6.7	3.3	13.3	3.3	13.3	3.3	0.0	0.0		
	PAPI	N	5	3	2	4	0	1	2	0	2	3	0	1		
		%	25.0	15.0	10.0	20.0	0.0	5.0	10.0	0.0	10.0	15.0	0.0	5.0		
2) "Party" in PR TotalCASI(28) /PAPI(20) b12s1b13	CASI	N	10	0	7	1	1	0	3	X	7	0	0	0		
		%	35.7	0.0	25.0	3.6	3.6	0	10.7	X	25.0	0.0	0.0	0.0		
	PAPI	N	4	3	3	6	0	2	0	X	2	3	0	2		
		%	20.0	15.0	15.0	30.0	0.0	10.0	0.0	X	10.0	15.0	0.0	10.0		

<For all>

[SHOW CARD 13] * Randomized options in CASI

Q13. A new system was introduced in May 2009, in which citizens participate in criminal trials alongside judges to decide whether a defendant is guilty or not, and if guilty, what sentence should be given.

b13

Do you know what this news system is called? Please choose one of the following answers.

Total CASI(598)/PAPI(694)	CASI		PAPI			CASI		PAPI	
	N	%	N	%		N	%	N	%
1. The judicial commission system	1	0.2	5	0.7	6. I don't know that the new system was introduced.	19	3.2	3	0.4
2. The settlement commission system	1	0.2	6	0.9	7. * DK	6	1.0	30	4.3
3. The lay judge system	506	84.6	598	86.2	8. * NA/I don't want to answer	0	0.0	1	0.1
4. The jury system	26	4.3	27	3.9					
5. I know that a new system was introduced, but I don't know what it is called.	39	6.5	24	3.5					

[SHOW CARD 14] * Randomized items in CASI

Q14. What kind of changes do you think the new system would bring about? Please choose one of the following answers for each item from A) to D).

[Notes for interviewers: Although each card shows policies A) to D), please read them one by one.]

Total CASI (598) / PAPI (694)		1 Agree		2 Somewhat agree		3 Somewhat disagree		4 Disagree		5 * DK		6 * NA/I don't want to answer	
		N	%	N	%	N	%	N	%	N	%	N	%
A) It makes judiciary proceedings and court decisions clearer.	CASI	121	20.2	286	47.8	147	24.6	31	5.2	12	2.0	1	0.2
	PAPI	165	23.8	279	40.2	147	21.2	48	6.9	54	7.8	1	0.1
B) It speeds up trials.	CASI	87	14.5	232	38.8	226	37.8	39	6.5	14	2.3	0	0.0
	PAPI	142	20.5	217	31.3	205	29.5	63	9.1	66	9.5	1	0.1
C) It makes people understand and trust the judiciary	CASI	87	14.5	277	46.3	190	31.8	30	5.0	13	2.2	1	0.2
	PAPI	117	16.9	297	42.8	170	24.5	46	6.6	63	9.1	1	0.1
D) It may produce inappropriate verdicts	CASI	108	18.1	240	40.1	198	33.1	37	6.2	15	2.5	0	0.0
	PAPI	168	24.2	250	36.0	165	23.8	44	6.3	66	9.5	1	0.1

[SHOW CARD 15]

Q15. Under this system, it is stipulated that participants in court decisions are chosen by lottery, and that those who are chosen are obliged to participate. If you are chosen, would you like to get involved or not?

Total CASI (598) / PAPI (694)	CASI		PAPI			CASI		PAPI	
	N	%	N	%		N	%	N	%
1. Would like to get involved	171	28.6	145	20.9	3. * DK	3	0.5	18	2.6
2. Would not like to get involved	423	70.7	527	75.9	4. * NA/I don't want to answer	1	0.2	4	0.6

involved									
----------	--	--	--	--	--	--	--	--	--

<For all>

[SHOW CARD 16]

Q16. By the way, do you usually feel close to any party?

b16	Total	CASI		PAPI	
	CASI (598) / PAPI (694)	N	%	N	%
	1. Yes	169	28.3	256	36.9
	2. No	426	71.2	432	62.2
	3. * DK	1	0.2	6	0.9
	4. * NA/I don't want to answer	2	0.3	0	0.0

→Go to SQ4

→Go to Q17

<For respondents who answered 1 in Q16>

[SHOW CARD 16-SQ1] * Randomized options in CASI

SQ1. Which party is that? Please name all parties that apply.

b16s1xLDP b16s1xDPJ b16s1xCGP b16s1xJCP b16s1xSDP	Total CASI (169) /PAPI (256)	CASI		PAPI			CASI		PAPI	
		N	%	N	%		N	%	N	%
	1. LDP	74	43.8	116	45.3	6. PNP	3	1.8	7	2.7
	2. DPJ	75	44.4	112	43.8	7. Another party	5	3.0	8	3.1
	3. CGP	29	17.2	44	17.2	8. * DK	0	0.0	0	0.0
	4. JCP	24	14.2	16	6.3	9. * NA/I don't want to answer	0	0.0	2	0.8
	5. SDP	7	4.1	12	4.7					

b16s1PNP
b16s1xPTH
b16s1xDK
b16s1xNA

<For those who chose two or more parties in Q16SQ1>

* If respondents chose only one party in Q16SQ1, proceed to SQ3.

[SHOW CARD 16-SQ2] * Randomized options in CASI

b16s2 SQ2. Which party do you feel closest to? Choose one of the following answers.

b16s2	Total	CASI		PAPI			CASI		PAPI	
	CASI (35) / PAPI (49)	N	%	N	%		N	%	N	%
	1. LDP	14	40.0	19	38.8	6. PNP	2	5.7	0	0.0
	2. DPJ	8	22.9	19	38.8	7. Another party	0	0.0	2	4.1
	3. CGP	5	14.3	4	8.2	8. * DK	0	0.0	1	2.0
	4. JCP	3	8.6	3	6.1	9. * NA/I don't want to answer	0	0.0	0	0.0
	5. SDP	3	8.6	1	2.0					

<For those who answer 1 in Q16>

[SHOW CARD 16-SQ3]

b16s3 SQ3. How close do you feel towards this party? Choose one of the following answers.

b16s3	Total	CASI		PAPI			CASI		PAPI	
	CASI (169) / PAPI (256)	N	%	N	%		N	%	N	%
	1. Very close	38	22.5	67	26.2	4. * DK	1	0.6	4	1.6
	2. Somewhat close	100	59.2	128	50.0	5. * NA/I don't want to answer	0	0.0	3	1.2
	3. Not very close	30	17.8	54	21.1					

<For respondents who answered 2 in Q16>

[SHOW CARD 16-SQ4]

SQ4. Then is there a party that you feel closer to than others?

b16s4

Total CASI (426) / PAPI (432)	CASI		PAPI	
	N	%	N	%
1. Yes	96	22.5	153	35.4
2. No	329	77.2	274	63.4
3. * DK	1	0.2	5	1.2
4. * NA/I don't want to answer	0	0.0	0	0.0

→Q17

[SHOW CARD 16-SQ5] * CASIで選択肢 ランダムイズあり

SQ5. Which party is that? Please name all parties that apply.

b16s5xLDP

b16s5xDPJ

b16s5xCGP

b16s5xJCP

b16s5xSDP

Total CASI (96) /PAPI (153)	CASI		PAPI			CASI		PAPI	
	N	%	N	%		N	%	N	%
1. LDP	41	42.7	76	49.7	6. PNP	3	3.1	2	1.3
2. DPJ	49	51.0	70	45.8	7. Another party	7	7.3	8	5.2
3. CGP	7	7.3	14	9.2	8. * DK	0	0.0	0	0.0
4. JCP	8	8.3	11	7.2	9. * NA/I don't	0	0.0	0	0.0
5. SDP	7	7.3	11	7.2	want to answer				

b16s5xPNP

b16s5xOTH

b16s5xDK

b16s5xNA

<Those who chose two or more parties in Q16SQ5>

* If respondents chose only one party in Q16SQ5, proceed to Q17.

[SHOW CARD 16-SQ6] * Randomized options in CASI

b16s6

SQ6. Which party do you feel closest to? Choose one of the following answers.

Total CASI (21) / PAPI (33)	CASI		PAPI			CASI		PAPI	
	N	%	N	%		N	%	N	%
1. LDP	8	38.1	14	42.4	6. PNP	0	0.0	0	0.0
2. DPJ	10	47.6	14	42.4	7. Another party	1	4.8	0	0.0
3. CGP	0	0.0	1	3.0	8. * DK	0	0.0	0	0.0
4. JCP	1	4.8	2	6.1	9. * NA/I don't want to	0	0.0	0	0.0
5. SDP	1	4.8	2	6.1	answer				

<For all>

[SHOW first and second CARD 17] * Randomized items in CASI

Q17. What do you think about each of the statements listed here about people, politics, and elections? Please choose only one answer.

[Notes for interviewers: Although each card shows statements A) to F), please read them one by one.]

b17a

b17b

Total CASI (598) / PAPI (694)		1 Agree		2 Somewhat agree		3 Neither agree nor disagree		4 Somewhat disagree		5 Disagree		6 * I don't remember / DK		7 * NA/I don't want to answer	
		N	%	N	%	N	%	N	%	N	%	N	%	N	%
A) It is useless to vote when a party or a candidate you support has no chance of winning	CASI	44	7.4	60	10.0	104	17.4	101	16.9	288	48.2	1	0.2	0	0.0
	PAPI	61	8.8	71	10.2	93	13.4	104	15.0	361	52.0	4	0.6	0	0.0
B) Since many people vote in elections, it does not matter if I vote or not	CASI	17	2.8	48	8.0	83	13.9	105	17.6	345	57.7	0	0.0	0	0.0
	PAPI	17	2.4	43	6.2	66	9.5	115	16.6	447	64.4	4	0.6	2	0.3

b17c

C) Voting is a civic duty	CASI	448	74.9	105	17.6	34	5.7	4	0.7	6	1.0	1	0.2	0	0.0
	PAPI	584	84.1	74	10.7	21	3.0	7	1.0	5	0.7	3	0.4	0	0.0
D) People like me have no influence over what the government does	CASI	184	30.8	180	30.1	132	22.1	58	9.7	42	7.0	2	0.3	0	0.0
	PAPI	228	32.9	169	24.4	124	17.9	77	11.1	85	12.2	7	1.0	4	0.6
E) Sometimes politics and government are too complex for me to understand	CASI	144	24.1	225	37.6	126	21.1	55	9.2	47	7.9	1	0.2	0	0.0
	PAPI	226	32.6	253	36.5	91	13.1	63	9.1	54	7.8	7	1.0	0	0.0
F) When a bill that is potentially very harmful is introduced in Parliament, I can try to stop its passage by taking part in various activities against it, rather than just passively letting Parliament decide the issue	CASI	64	10.7	133	22.2	207	34.6	84	14.0	106	17.7	4	0.7	0	0.0
	PAPI	60	8.6	127	18.3	205	29.5	102	14.7	177	25.5	22	3.2	1	0.1
G) People should actively try to influence political outcomes	CASI	86	14.4	172	28.8	254	42.5	45	7.5	39	6.5	2	0.3	0	0.0
	PAPI	95	13.7	161	23.2	275	39.6	68	9.8	74	10.7	20	2.9	1	0.1
H) I would rather not be involved in politics	CASI	69	11.5	134	22.4	255	42.6	71	11.9	68	11.4	1	0.2	0	0.0
	PAPI	120	17.3	133	19.2	228	32.9	111	16.0	93	13.4	8	1.2	1	0.1

◆Please tell me a few things about yourself for statistical purposes.

<For all>

[* NO CARD SHOWN]

Q18. Sex [PAPI : Do not ask respondents. Interviewers should report]

b18

Total	CASI		PAPI	
CASI (598) / PAPI (694)	N	%	N	%
1. Male	275	46.0	318	45.8
2. Female	322	53.8	376	54.2
3. DK	1	0.2	0	0.0

[* No CARDSHOWN]

Q19. What is the year and month of your birth (Please answer by Japanese era names)? How old are you now?

b19GENGO

Total	CASI		PAPI	
CASI (598) / PAPI (694)	N	%	N	%
1. Meiji	1	0.2	0	0.0
2. Taisho	11	1.8	28	4.0
3. Showa	581	97.2	665	95.8
4. Heisei	5	0.8	0	0.0
5. * DK	0	0.0	1	0.1
6. * NA/I don't want to answer	0	0.0	0	0.0

b19YEAR

--	--

Year

b19MONTH

--	--

Month

b19AGE

Age

CASI	PAPI
51.4	55.7

(Average)

[Note: Extraordinary values (below 20 and more than 120) are excluded from the calculation of the average.]

[Please make sure to circle one of the Japanese era names]

[Notes: Enter 999 for "NA/I don't want to answer"]

[Notes: Enter 88 for "DK", and 99 for "NA/I don't want to answer."]

<Appreciation for the cooperating with our study>

[Notes for interviewers: Please finish the study after reading the following statement.]

Thank you for your time and cooperation.

You may have found some questions difficult to answer, but all answers you gave are very precious. We hope you understand that these questions are necessary for future cross-national studies.

Thank you again for participating in our study.

[Notes for interviewers: Please record the date, the ending time and duration of the interview. If the interview was interrupted, please note the number of interruptions and the total length of interrupted time]

		bPAPI_End			b CASI_EndRaw										
[Interviewer]	Ending time	<input type="text"/>		HR	<input type="text"/>	MIN									
		(write in military clock)													
b PAPI_INT	Interruption	<table><thead><tr><th>PAPI (694)</th><th>N</th><th>%</th></tr></thead><tbody><tr><td>1. Yes →</td><td>20</td><td>2.9</td></tr><tr><td>2. No</td><td>674</td><td>97.1</td></tr></tbody></table>	PAPI (694)	N	%	1. Yes →	20	2.9	2. No	674	97.1				
PAPI (694)	N	%													
1. Yes →	20	2.9													
2. No	674	97.1													
			bPAPI_INTs1	PAPI Num. of interruptions	<input type="text"/>	Times									
			bPAPI_INTs2	PAPI Total interrupted time	<input type="text"/>	Min									

		PAPI (20)	N	%
bPAPI_INTs3x1	PAPI Main reasons for	1. Telephone	7	35.0
b PAPI_INTs3x2	interruption	2. Visitor	5	25.0
b PAPI_INTs3x3		3. Other	9	45.0

PAPI Duration of interview	<input type="text"/>	22	MIN	b PAPI_Time
CASI Duration of interview A	<input type="text"/>	17	MIN	bCASI_RTimeA
CASI Duration of interview B	<input type="text"/>	23	MIN	bCASI_RTimeB