

Guidance for Students Seeking Promotion to the Graduate School of Letters, Arts and Sciences at Waseda University

For Global Japanese Literary and Cultural Studies

May 2025



Waseda University
Graduate School of Letters, Arts and Sciences

*The university as a research facility

→ What is research?

- Research is not the same as studying.

→ I want to do research in the humanities.

- What is the social significance of research in the humanities?

→ What kind of place is the Graduate School of Letters, Arts and Sciences, Waseda University?


- How advanced are its research capabilities in the humanities?

*The times are changing.

- Trends in globalization
- Expertise requirements

⇒ Options for seeking employment
after deepening one's expertise

Contents



1) Overview of the Graduate School of Letters, Arts and Sciences

2) Study and research environment

3) Entrance examination

4) Tuition fees

5) Scholarships & Research expenses

6) Course completion (Master's Program)

7) Study abroad

8) Acquiring qualifications

9) Acquiring a degree


10) Career paths (Master's Program)

*These contents are mainly for Global Japanese Literary and Cultural Studies.

1) Overview of the Graduate School of Letters, Arts and Sciences



Graduate School of Letters, Arts and Sciences



In addition to students from the School of Culture, Media and Society and the School of Humanities and Social Sciences, many students enter the Graduate School of Letters, Arts and Sciences from other Waseda University undergraduate schools, as well as from other universities.

1-1) Programs at the Graduate School of Letters, Arts and Sciences



Master's Program 23 courses

- Standard years of study: 2 years (max. 4 years)
 - No. of students enrolled: approx. 340
(As of April, 2025)
 - Degree: Master of Arts in Literature
 - Degree Requirements:
 - ▶ Earn 32 or more credits for the required subjects
 - ▶ Required research seminars
 - ▶ Pass Master's thesis review and examination
- * Specific requirements may vary somewhat for different courses within the program

Doctoral Program 21 courses

- Standard years of study: 3 years (max. 6 years)
- No. of students enrolled: approx. 270
(As of April, 2025)
- Degree: Doctor of Literature
- Degree Requirements:
 - ▶ Required research seminars
 - ▶ Pass doctoral dissertation review and examination

Full-time faculty: approx. 170

1-2) Course introduction




Majors: Cultural Sciences majors

1. Philosophy	13. Art History
2. Asian Philosophy	14. Japanese History
3. Psychology	15. Asian History
4. Sociology	16. Western History
5. Education	17. Archeology
6. Japanese Linguistics and Literary Studies	18. Cultural Anthropology
7. English Studies	19. Studies of Media, Body and Image
8. French Studies	20. Contemporary Literature (Master's degree only)
9. German Studies	21. Middle Eastern and Islamic Studies
10. Russian Studies	22. Global Japanese Literary and Cultural Studies*
11. Chinese Studies	23. Social Design and Innovation (Master's degree only)**
12. Theatre and Film Studies	* Only program conducted in English **Established in April 2025

2) Study and research environment




Waseda University Central Library



- Having been established when Waseda University was founded under its previous name of Tokyo Senmon Gakko (Tokyo College) in 1882, Waseda University Library has a long history. The libraries that it comprises collectively hold around 6 million books, making this one of the largest university library collections in Japan. Waseda University Library also provides a wealth of electronic data, including e-journals, e-books and databases.
- The Central Library is the largest of the university's more than 20 libraries and reading rooms. Its collection includes as many as 2.9 million books, as well as various national treasures and important cultural assets.

Waseda University Toyama Library



- The Toyama Library also functions as a study and research area on the Toyama campus.
- The Toyama Library opened in April 1992 as a branch of the Central Library.

No. of books: Approx. 490,000

Opening hours: 9:00 am to 10:00 pm (closed on Sundays and public holidays)

2) Study and research environment



Research seminar room



Study room
for graduate students



- Research seminar rooms are located on the 3F of Building No. 31.
- The study room for graduate students is located on the 5F of Building No.33 low-rise and is used by many graduate students.

Opening hours: 8:00 am to 10:00 pm
(closed on Sundays and public holidays)
Number of seats: 60

Printing room
for graduate students



Individual lockers
for graduate students



Lounge
for graduate students



- There is a lounge on the 5F of building No.33 low-rise, which can be used for meetings related to research. There are also personal lockers available.
- There is also a well-equipped printing room with printers and collators for printing research presentation materials, etc.


2) Study and research environment

The Tsubouchi Memorial Theatre Museum,
Waseda University



- As Asia's only museum dedicated to the theatre, this museum houses a wide range of theatre-related materials from the classical theatrical arts of Noh, Joruri, and Kabuki to Shakespeare and modern theatre from both the East and the West.
- To increase awareness of the more than one million important works that it houses, the museum holds a permanent exhibition as well as temporary exhibitions. You can browse the library and watch audio-visual materials in the library area and AV booths.


Aizu Museum



- The Yaichi Aizu Collection is one of the cultural assets that is unique to Waseda University, along with archeological finds excavated since before the war, donated works of modern art, and Ainu artifacts from the Tosabayashi Collection.
- Since the Aizu Museum opened in 1998, the total number of artifacts in its care has risen to around 50,000 as a result of donations such as the Shigenori Tomioka Collection, the Uchiyama Collection, the Hattori Collection, the Ono Collection, and the Kosei Ando Collection. By having these permanently on display, we are aiming to be a museum that facilitates research and education both inside and outside of the university.

2) Study and research environment

The Waseda International House of Literature
(The Haruki Murakami Library)



- Building No. 4 (on the Waseda campus), adjacent to the Dr. Tsubouchi Memorial Theatre Museum, which is closely associated with Haruki Murakami, was innovatively renovated by architect Kengo Kuma and opened on October 1, 2021.
- The vast collection of items to be accommodated includes Haruki Murakami's personal notes, manuscripts, book reviews and translations related to his works, and tens of thousands of records he has collected over the years.
- This environment facilitates research activities on Haruki Murakami's works, world literature and translation, as well as academic and cultural exchange among researchers and students around the world.
- Facilities include a seminar space that can accommodate up to 60 people, an audio room, and a café, gallery, and pocket park that can be freely used by many people.

3-1) AY2026 entrance examination schedule



Program	Application type	Guidelines announced	Application deadline	Results for the First Stage announced	Interview examination	Final Results announced
Master's	Global-J *	Late July 2025	Mid-November 2025	Mid-January 2026	Late January 2026	Early February 2026
Doctoral	Global-J *	Late July 2025	Mid-November 2025	Mid-January 2026	Late January 2026	Early February 2026
	Global-J September enrollment		Early June 2026	Mid-July 2026	Mid-July 2026	Mid-July 2026

* You can choose your preferred entrance time (April or September) when applying

Please confirm the Application Guidelines on the website of the Graduate School of Letters, Arts and Sciences.

3-2) Master's & Doctoral (Global-J)



* The admission process consists of Document Screening and Interview Examination.

✓ Application eligibility :

Master's	Doctoral
Those who have graduated or are scheduled to graduate from a university.	Hold either a master's degree or doctor of law qualification or expect to have such a qualification.

- ✓ You can choose your preferred entrance date (April or September) upon application.
- ✓ **Those who apply for the doctoral program in Early June 2026, you only choose September enrollment.**
- ✓ The first screening will consist of a holistic evaluation of your application documents.
- ✓ Only applicants who pass the Document Screening will be interviewed.
- ✓ Documents for submission:

Master's	Doctoral
<ul style="list-style-type: none">• Additional Information• Statement of Purpose• Writing Sample	<ul style="list-style-type: none">• Research Papers• Research Plan• Personal History, Research Achievements, etc.

Note : Some applicants may need to submit certificates of their English/Japanese proficiency.

For details, please refer to the Application Guidelines.

3-3) Acceptance rate



■ Pass rate for Global-J's Master's Program admissions

	Applicants	Successful applicants	Pass rate
AY2025	30	7	23.3%
AY2024	16	8	50.0%
AY2023	27	7	25.9%

4) Tuition fees



■ Admission fee (AY2025)

☐ Master's Program: 300,000 yen

☐ Doctoral Program: 200,000 yen

Note: Applicants who have been enrolled as a regular student at Waseda University in the past are exempt.

■ Overview of school expenses (AY2025)

Note: Note that the laboratory work seminar fees will differ for each course.

☐ Master's Program: 622,000–922,000 yen per year

☐ Doctoral Program: 448,000–648,000 yen per year

- For information regarding 2026 school expenses and other fees, please refer to the website below.

<https://www.waseda.jp/inst/admission/en/other-is-existing-in-category/tuition/>

5-1) Scholarships



The university has the following 3 categories of scholarship for international students with “Student” (留学/ Ryugaku) visa.

- 1. Waseda scholarships:** This is Waseda University’s own scholarship system. If you wish to apply, please follow the instructions from the university to register for the scholarship after enrollment.
- 2. External scholarships with university recommendations (involving internal selection):** If you wish to apply, please follow the instructions from the university to register for the scholarship after enrollment.
- 3. Open External scholarships (free application):** Apply directly to the scholarship foundation.

* For details, please refer to the website of the Center for International Education (CIE).

5-2) Research expenses(Doctoral)



Research Fellowship for Young Scientists, Japan Society for the Promotion of Science (JSPS)

PD (Postdoctoral) : Hold **either a doctoral** degree or expect to have such a qualification

DC (Doctoral Course) : Graduate students enrolled in doctoral courses

Fellowship Categories	Grade at the time of application	Fellowship Tenure	Grant-in-Aid for JSPS Research Fellows*	Monthly Stipends
DC1	M2	Up to 3 years	JP800,000 yen or less	JP200,000 yen per month
DC2	D1, D2	Up to 2 years	JP800,000 yen or less	JP200,000 yen per month

* Funding Category B is over 0.8 million yen and up to 1.5 million yen

- If a DC1 Fellow or DC2 Fellow earns a doctoral degree and completes the designated procedures, their fellowship category will be changed to PD Research. In addition, if a Fellow gets a job, he or she needs to withdraw from the position of Research Fellowship for Young Scientists.
- **For details, please be sure to check the Application Guidelines.**

5-2) Research expenses(Doctoral)



Scholarship to support JSPS's DC Fellows (Waseda's Programs)

The purpose of this scholarship is to support a system in which students who are DC1 or DC2 Fellow, JSPS can devote themselves to further research by providing a portion of their tuition. Therefore, students who meet the requirements can receive the scholarship by applying during the specified period.

Eligibility : a person who satisfies all of the following conditions

1. Students who are enrolled in the doctoral program and the regular program of 3-5 years of the integrated doctoral program
2. Students who has been selected as a DC1 or DC2 Fellow, JSPS, in the year to be selected as a Scholar
3. Students applying for this scholarship (Students need to apply every year)
 - * Those who leave of absence cannot become scholars

Scholarship grant : JP400,000 yen per year

6) Course completion (Master's Program)

Standard number of credits to be earned	First year	Second year	Total
	16–20 credits	16–12 credits	32 credits

Breakdown

Subjects for the Graduate School of Letters, Arts and Sciences

- Core subjects (research seminars, seminars, and lectures subjects): 14–18 credits required
- Foreign languages subjects: 0–4 credits required
- Common subjects: ----- Varies according to the course
- Subjects from other courses

Subjects at other schools of the university (Global Education Center/Other Graduate Schools)


- Common courses among different graduate schools/courses open to graduate school students
- Subjects offered by other graduate schools

Non-Waseda graduate subjects offered by partner universities

(Keio University, Gakushuin University, Gakushuin Women's College, Chuo University, Japan Women's University, Sophia University, Kyoto University, and the University of Tokyo)

Note: In principle, the Doctoral Program only requires the completion of research seminars.

7) Study abroad Number of students studying abroad as of April 1, 2025



Course name	Master's	Doctoral
Philosophy	1	—
French Studies	—	1
German Studies	—	1
Asian History	—	3
Western History	—	1
Middle Eastern and Islamic Studies	1	—

Main destinations:

- France (6), China (3), Germany(2), Turkey

(Number of students studying at a research institution or university overseas for a semester or longer)

- Many students also study abroad for shorter periods or attend academic conferences overseas.


8) Acquiring qualifications



◆ Teaching License (specialized license)

The Global Japanese Literary and Cultural Studies program does not offer a teaching license.

9) Acquiring a degree



◆ Master of Arts in Literature

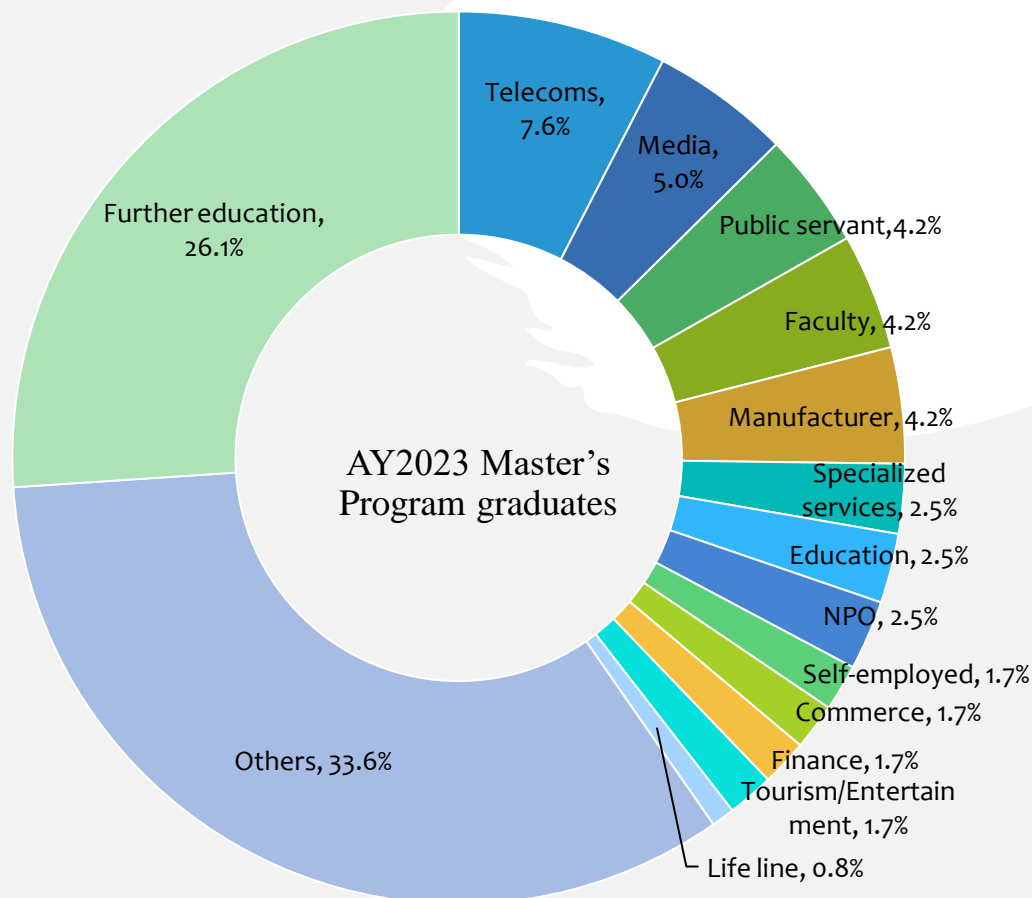
Year	No. of Master's degree recipients
AY2024	128
AY2023	121
AY2022	108

◆ Doctor of Literature

Year	No. of Doctoral degree recipients through the course	No. of Doctoral degree recipients in the third year of the Doctoral Program
AY2024	25	1
AY2023	24	1
AY2022	18	0

10) Career paths (Master's Program)

Career paths of Master's Program graduates of Graduate School of Letters, Arts and Sciences in AY2023



*as of April, 2024.

Main study destinations

Waseda University Graduate School of Letters, Arts and Sciences
(About 90% of students who are promoted to a higher level enter the Graduate School of Letters, Arts and Sciences Doctoral Program.)

Career destination examples

National and regional public servants
Private school faculty and staff
Publishers, advertising agencies, telecom companies, etc.
SHUEISHA Inc.
Nikkei Inc.
Saitama Cultural Deposits Research Corporation

Others

Includes those taking qualifying exams, preparing for overseas studies, and industries employing a small number of students

Q1. Do I need to contact the faculty before taking the examination?

A1. No.

Please check the Waseda University Researcher Database for information on the university's researchers. Some may have their email addresses listed there. If faculty members have not listed their contact information, please contact Global Japanese Literary and Cultural Studies directly: global-j@list.waseda.jp.

Q2. How can I know about subjects?

A2. Please use web syllabus of Waseda University from following website.

<https://www.wsl.waseda.jp/syllabus/JAA101.php?pLng=en>

Select "G.S. Letters" from "School" and choose the major you want to apply for from "Management". After that, it will be displayed courses you want to register basing on the graduate school.

Q3. How is a supervisor decided after entering the program?

A3. For both Master's and Doctoral programs, the decided supervisor will be notified at the time of the entrance procedure.

Your supervisor is decided by taking into consideration your preferences, research plan, and the results of the second examination (Interview Examination).

Only for the Doctoral Program, Global-J will confirm your preference for a supervisor at the time of application, but your supervisor may not be the same as you requested at the time of application.

Q4. Is it possible to apply to a course that is different from the field of specialization that I am studying at undergraduate school?

A4. Yes.

If you have any concerns, contact the faculty or course in advance and check the content of the research that you wish to engage in after promotion.

Q5. Can you tell me about the non-degree student system?

A5. Subjects that can be taken are limited to specified subjects (“Approved Courses” listed on the website) and you may take one or more subjects.

Note that not all courses and subjects can be taken.

For some courses, there is a limit to the number of subjects that can be taken.

Q6. Are there any scholarships for international students?

A6. There are scholarships for international students. If you wish to apply for one, please follow the guidance from the administrative office after enrollment.

An overview of scholarship programs can also be found on the following;
Support for International Students, Center for International Education

<https://www.waseda.jp/inst/cie/en/life/aid>

Overall Scholarship Information, Waseda University Scholarship and Financial Assistance Section

<https://www.waseda.jp/inst/scholarship/en>