

Guidance for Students Seeking Promotion to the Graduate School of Letters, Arts and Sciences at Waseda University

June 2022



早稲田大学
文学研究科

Introduction for undergraduate students in their 1st to 3rd years

* The university as a research facility

- What is research?
 - Research is not the same as studying.
- I want to do research in the humanities.
 - What is the social significance of research in the humanities?
- What kind of place is the Waseda University Graduate School of Letters, Arts and Sciences?
 - How advanced are its research capabilities in the humanities?

Promotion to a Graduate School and finding employment

* The times are changing.

- Trends in globalization
- Expertise requirements

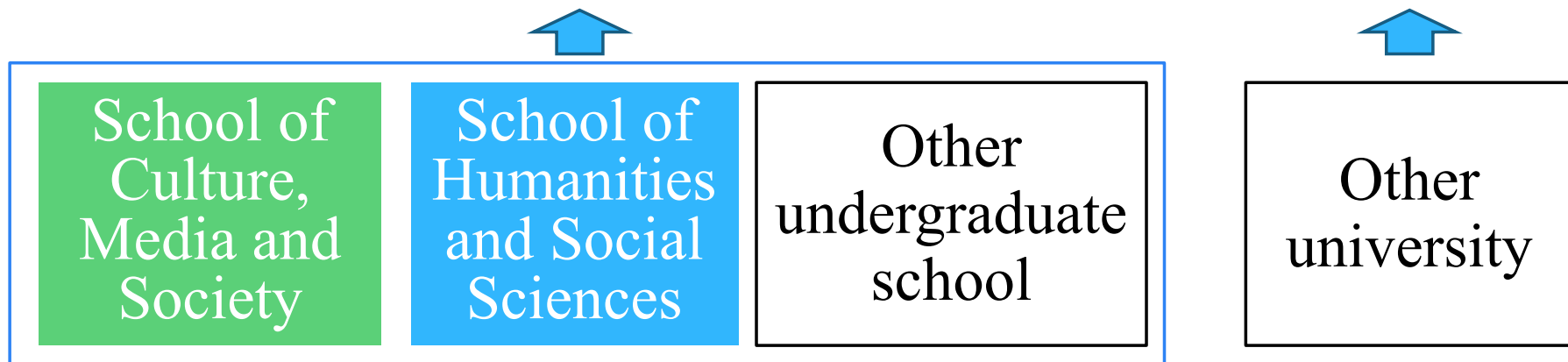
⇒ Options for seeking employment
after completing a Master's program

Contents

- 1) Overview of the Graduate School of Letters, Arts and Sciences
- 2) Study and research environment
- 3) Entrance examination
- 4) School fees
- 5) Scholarships & research expenses
- 6) Course completion (Master's Program)
- 7) Study abroad
- 8) Acquiring qualifications
- 9) Acquiring a degree
- 10) Career paths

1) Overview of the Graduate School of Letters, Arts and Sciences

Waseda University Graduate School of Letters, Arts and Sciences



In addition to students from the School of Humanities and Social Sciences, many students enter the Graduate School of Letters, Arts and Sciences from the School of Culture, Media and Society and other Waseda University undergraduate schools, as well as from other universities.

1-1) Programs at the Graduate School of Letters, Arts and Sciences

Master's Program 22 courses

- Standard term: 2 years (max. 4 years)
 - No. of students enrolled: approx. 300
(As of May, 2022)
 - Degree: Master of Arts in Literature
 - Requirements for completion of the graduate school:
 - ▶ Earn a minimum of 32 credits of approved coursework
 - ▶ Required research seminars
 - ▶ Pass Master's thesis screening and examination
- * Specific requirements may vary somewhat for different courses within the program

Doctoral Program 21 courses

- Standard term: 3 years (max. 6 years)
- No. of students enrolled: approx. 280
(As of May, 2022)
- Degree: Doctor of Literature
- Requirements to complete the graduate degree:
 - ▶ Prescribed research seminars
 - ▶ Pass doctoral dissertation screening and examination

Full-time faculty: approx. 150


1-2) Course introduction

Majors: Cultural Sciences majors

1. Philosophy	12. Theatre and Film Arts
2. Asian Philosophy	13. Art History
3. Psychology	14. Japanese History
4. Sociology	15. Asian History
5. Education	16. Western History
6. Japanese Studies	17. Archeology
7. English Studies	18. Cultural Anthropology
8. French Studies	19. Studies of Media, Body and Image
9. German Studies	20. Creative Writing and Criticism (Master's degree only)
10. Russian Studies	21. Middle Eastern and Islamic Studies
11. Chinese Studies	22. Global Japanese Literary and Cultural Studies

2) Study and research environment

Waseda University Central Library



- Having been established when Waseda University was founded under its previous name of Tokyo Senmon Gakko (Tokyo College) in 1882, Waseda University Library has a long history. The libraries that it comprises collectively hold around 5.8 million books, making this one of the largest university library collections in Japan. Waseda University Library also provides a wealth of electronic data, including e-journals, e-books and databases.
- The Central Library is the largest of the university's 21 libraries and reading rooms. Its collection includes as many as 2.8 million books, as well as various national treasures and important cultural assets.

Waseda University Toyama Library



- The Toyama Library also functions as a study and research area on the Toyama campus.
- The Toyama Library opened in April 1992 as a branch of the Central Library.

No. of books: Approx. 470,000

Opening hours: 9:00 am to 10:00 pm
(closed on Sundays and public holidays)

2) Study and research environment

Research seminar room



Study room for graduate students



- Research seminar rooms are located on the 3F of Building No. 31.
- The study room for graduate students is located on the 5F of Building No.33 low-rise and is used by many graduate students.

Opening hours: 8:00 am to 10:00 pm
Number of seats: 30

Printing room for graduate students



Individual lockers for graduate students



Lounge for graduate students



- There is a lounge on the 5F of building No.33 low-rise, which can be used for meetings related to research. There are also personal lockers available.
- There is also a well-equipped printing room with printers and collators for printing research presentation materials, etc.


2) Study and research environment

The Tsubouchi Memorial Theatre
Museum, Waseda University



- As Asia's only museum dedicated to the theatre, this museum houses a wide range of theatre-related materials from the classical theatrical arts of Noh, Joruri, and Kabuki to Shakespeare and modern theatre from both the East and the West.
- To increase awareness of the more than one million important works that it houses, the museum holds a permanent exhibition as well as temporary exhibitions. You can browse the library and watch audio-visual materials in the library area and AV booths.

Aizu Museum



- The Yaichi Aizu Collection is one of the cultural assets that is unique to Waseda University, along with archeological finds excavated since before the war, donated works of modern art, and Ainu artifacts from the Tosabayashi Collection.
- Since the Aizu Museum opened in 1998, the total number of artifacts in its care has risen to around 18,000 as a result of donations such as the Shigenori Tomioka Collection, the Uchiyama Collection, the Hattori Collection, the Ono Collection, and the Kosei Ando Collection. By having these permanently on display, we are aiming to be a museum that facilitates research and education both inside and outside of the university.

2) Study and research environment

The Waseda International House of Literature
(The Haruki Murakami Library)



- Building No. 4 (on the Waseda campus), adjacent to the Dr. Tsubouchi Memorial Theatre Museum, which is closely associated with Haruki Murakami, was innovatively renovated by architect Kengo Kuma and opened on October 1, 2021.
- The vast collection of items to be accommodated includes Haruki Murakami's personal notes, manuscripts, book reviews and translations related to his works, and tens of thousands of records he has collected over the years.
- This environment facilitates research activities on Haruki Murakami's works, world literature and translation, as well as academic and cultural exchange among researchers and students around the world.
- Facilities include a seminar space that can accommodate up to 60 people, an audio room, and a café, gallery, and pocket park that can be freely used by many people.

3-1) AY2023 entrance examination schedule

Program	Application type	Guidelines announced	Application deadline	Written examination	Interview examination	Results announced
Master's	Recommendation	Already announced	Mid-June 2022	—	Mid-July 2022	Late July 2022
	Courses other than Global-J	June 2022	Early August*2 2022	Mid September 2022	Late September 2022*5	Late September 2022*5
	Global-J *1		Late November 2022	—*3	Early February 2023	Early February 2023
	Special selection by thesis	June 2022	Mid-December 2022	—*3	Early February 2023	Early February 2023
Doctoral	Courses other than Global-J	June 2022	Early December 2022*2	Late January 2023	Early February 2023	Early February 2023
	Global-J April enrollment		Late November 2022	—*3		
	Global-J September enrollment		Mid-June 2023	—*4	Mid-July 2023	Late July 2023

*1 For Global-J only, the Master's program schedule will be the same as that for the Doctoral Program.

*2 The schedule will be different if the applicant has not acquired a Bachelor's degree from a Japanese university or in other such circumstances.

*3 The announcement of applicants who have successfully passed the document screening is planned for Mid-January 2023.

*4 The announcement of applicants who have successfully passed the document screening is planned for Mid-July 2023.

*5 For the Japanese history course only, the interview examination 2023 and the final successful applicants are scheduled for early February 2023.

Please confirm the Application Guidelines on the website of the Graduate School of Letters, Arts and Sciences.



早稲田大学
文学研究科

3-2) Master's & Doctoral (Global-J)

- ★ The admission process consists of a written application and an interview.

- ✓ Application eligibility :

Master's	Doctoral
Those who have graduated or are scheduled to graduate from a university.	Hold either a master's degree or doctor of law qualification or expect to have such a qualification.

- ✓ For the master's program, you can choose your preferred enrollment date (April or September) upon application.
- ✓ For the doctoral program, the screening schedule differs depending on enrollment date (April or September).
- ✓ The first screening will consist of a holistic evaluation of your application documents.
- ✓ Only applicants who pass the written application screening will be interviewed.
- ✓ Documents for submission:

Master's	Doctoral
<ul style="list-style-type: none">• Additional Information• Statement of purpose• Writing Sample	<ul style="list-style-type: none">• Research Papers, etc.• Research Plan• Curriculum Vitae, Academic Research Achievements, etc.

Note : Some applicants may need to submit certificates of their English/Japanese proficiency.

For details, please refer to the Application Guidelines.

3-3) Acceptance rate and past examination questions

■ Pass rate for Master's Program admissions

	Applicants	Successful applicants	Pass rate
AY2022	261	102	39.0%
AY2021	295	101	34.2%
AY2020	282	118	41.8%
AY2019	246	100	40.6%

■ Past questions

Questions from the past three years are available.

- ☐ See the Admissions Center website
- ☐ Past questions are also available for perusal at the Administrative Office of the Faculty of Letters, Arts and Sciences

4) School fees

■ Admission fee

200,000 yen

Note: Applicants who have been enrolled as a regular student at Waseda University in the past are exempt.

■ Overview of school fees (AY2023)

Note: Note that the laboratory work seminar fees will differ for each course.

❑ Master's Program: 624,000–824,000 yen per year

❑ Doctoral Program: 448,000–648,000 yen per year

5-1) Scholarships

The university has the following 3 categories of scholarship for international students with “Student” (留学/ Ryugaku) visa.

1. Internal scholarships: This is Waseda University’s own scholarship system. Apply to the undergraduate school / postgraduate school in which you are enrolled.
2. External scholarships / university recommendations (involving internal selection): Apply to the undergraduate school / postgraduate school in which you are enrolled.
3. External scholarships / open recruitment (free application): Apply directly to the scholarship foundation.

5-2) Research expenses

■ Japan Society for the Promotion of Science (JSPS) Research fellow

(Note: Doctoral Program only)

Doctoral Candidate(DC)1 (3 years) DC2 (2 years)

Research scholarships: Approx. **2,400,000 yen** per year
(Approx. 200,000 yen per month)

+

Research fellow scholarships (grants-in-aid for scientific research):

1,500,000 yen per year (max.)

Note: Usually around 400,000–1,000,000 yen

+

DC students' support scholarship:

400,000 yen per year

6) Course completion (Master's Program)

Standard number of credits completed	First year	Second year	Total
	16–20 credits	16–12 credits	32 credits

Breakdown

Subjects for the Graduate School of Letters, Arts and Sciences

- Core subjects (research seminars, seminars, and lectures subjects): 14–18 credits required
 - Foreign languages subjects: 0–4 credits required
 - Common subjects
 - Subjects from other courses
- Varies according to the course

Subjects at other schools of the university (Global Education Center/Other Graduate Schools)

- Common courses among different graduate schools/courses open to graduate school students
- Subjects offered by other graduate schools

Non-Waseda graduate subjects offered by partner universities

(Keio University, Gakushuin University, Gakushuin Women's College, Chuo University, Japan Women's University, Sophia University, Kyoto University, and the University of Tokyo)

Note: In principle, the Doctoral Program only requires the completion of research seminars.

7) Study abroad Number of students studying abroad as of April 1, 2022

Course name	Master's	Doctoral
Philosophy	—	1
Sociology	1	—
English Studies	1	—
French Studies	—	7
Western History	—	1
Studies of Media, Bodies and Image	—	2
Middle Eastern and Islamic Studies	—	1

Main destinations:

- France (8), UK (3), US, Germany, Iceland, Romania
(Number of students studying at a research institution or university overseas for a semester or longer)
- Many students also study abroad for shorter periods or attend academic conferences overseas.

8) Acquiring qualifications

◆ Teaching License (specialized license)

The Global Japanese Literary and Cultural Studies program does not offer a teaching license.

9) Acquiring a degree

◆ Master of Arts in Literature

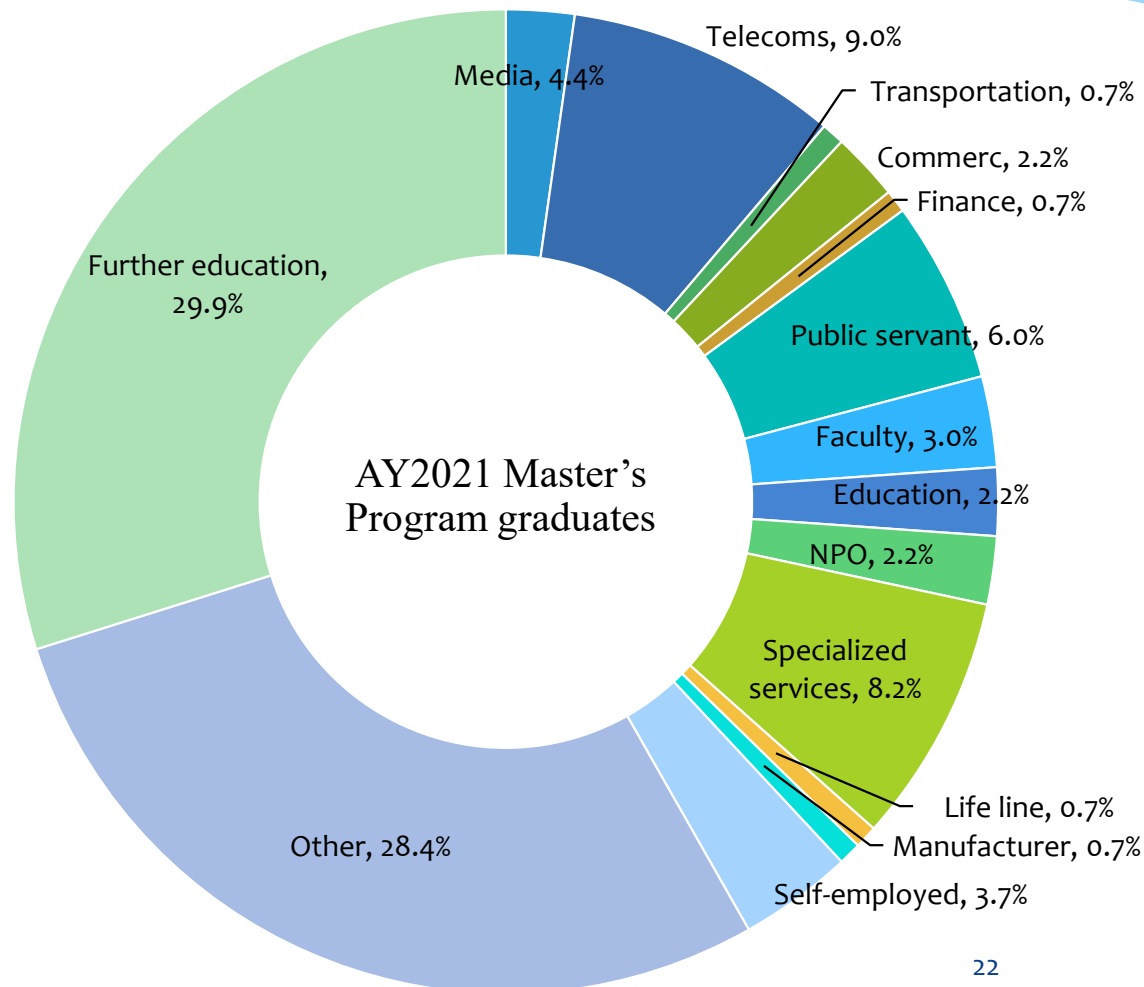
Year	No. of Master's degree recipients
AY2021	135
AY2020	114
AY2019	101

◆ Doctor of Literature

Year	No. of Doctoral degree recipients through the course	No. of Doctoral degree recipients in the third year of the Doctoral Program
AY2021	18	0
AY2020	21	0
AY2019	21	2

10) Career paths (Master's Program)

Career paths of Master's Program graduates of Graduate School of Letters, Arts and Sciences in AY2021



Main study destinations

Waseda University Graduate School of Letters, Arts and Sciences
(80% of students who are promoted to a higher level enter the Graduate School of Letters, Arts and Sciences Doctoral Program.)

Career destination examples

National and regional public servants
Private school faculty and staff
Publishers, advertising agencies, telecom companies, etc.
Hitachi, Ltd.
Shogakukan
Kyodo News
Koshigaya Psychological Counseling Center
Saitama Cultural Deposits Research Corporation

Other

Includes those taking qualifying exams, preparing for overseas studies, and industries employing a small number of students

Frequently asked Questions

Q1. Do you need to contact the faculty before taking the examination?

A1. No.

Please check the Waseda University Researcher Database for information on the university's researchers. Some may have their email addresses listed there.

Q2. Can I view past examination questions?

A2. Questions for the past three years are available on the Admissions Center website.
(Please note that some parts of the questions may not be available if copyright permission has not been granted.)

You can see the original questions from the past three years at the Administrative Office of the Faculty of Letters, Arts and Sciences.

Q&A (frequently asked questions)

Q3. How is a supervisor decided after entering the program?

A3. For the Master's Program, Some courses will confirm your teaching faculty preference at the time of application.

For the Master's Program, Some courses will confirm your preference for a supervisor at the time of application.

For the Doctoral Program, all courses will confirm your preference for a supervisor at the time of your application.

In each course, your supervisor is decided by taking into consideration your preferences, research plan, and the results of the second examination (oral examination).

Therefore, your supervisor may not be the same as you requested at the time of application. You will be able to confirm your supervisor at the end of March after you complete the enrollment procedure.

Q4. Is it possible to apply to a course that is different from the field of specialization that I am studying at undergraduate school?

A4. Yes.

If you have any concerns, contact the faculty or course in advance and check the content of the research that you wish to engage in after promotion.

(If a Doctoral Program student wishes to study a specialty that is different to their Master's Program specialty, they will need to submit a thesis that is equivalent to a Master's thesis in the field associated with the course that they wish to apply for.)

Q&A (frequently asked questions)

Q5. Can you tell me about the non-degree student system?

A5. Subjects that can be audited are limited to specified subjects (“Auditable Subjects” listed on the website) and you may audit one or more subjects.
Note that not all courses and subjects can be audited.

Q6. Are scholarships available for international students (with college student visa)?

A6. Yes.

Waseda University has a variety of scholarship systems, including those for international students (with college student visa). See the website of the Scholarships and Financial Assistance Section for details.