

Course registration

Overview



At this upcoming course registration, you will register courses in this fall semester. There are many rules for course registration, so **please prepare “Course Registration Guide” with you, and read it carefully.**

***Course Registration Guide**

https://www.waseda.jp/flas/cms/assets/uploads/2020/02/2020JCulP_kamokutebiki_EN.pdf

Step1 Acquire Waseda ID

First of all, you need a Waseda ID to use course registration system. Access and login to MyWaseda with your initial Waseda ID and password to get your own Waseda ID.


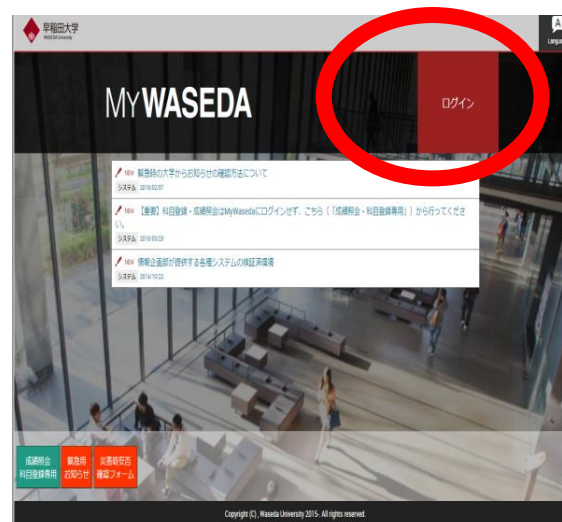
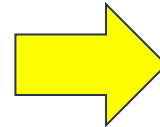
As for your initial Waseda ID and password, please refer to “Waseda ID: User Copy”, which was sent to your email address.

“Waseda ID : User Copy”

Initial Waseda ID	
Initial Password	
ID registration Start Date	

※Please finish obtaining the Waseda ID and Waseda Mail address before your course registration.
※For detailed information about the course registration, please refer to the course registration documents by the faculty. Also, you will have guidance for the course registration at the freshmen orientation.
#Type!

◆How to Initial Setup
1. Access the MyWaseda login page. <https://my.waseda.jp>
2. Log in with your initial Waseda ID and password
(Login becomes available on ID registration Start Date above.)
3. Get your Waseda Mail address (“@waseda.jp”)
4. Change your password.
5. Get your Waseda ID. <http://www.waseda.jp/navi/e/mywaseda/entrance.html>



Login with initial Waseda ID and password

WASEDA University

(*) 必須 (Required)

Login ID*

Password*

Login

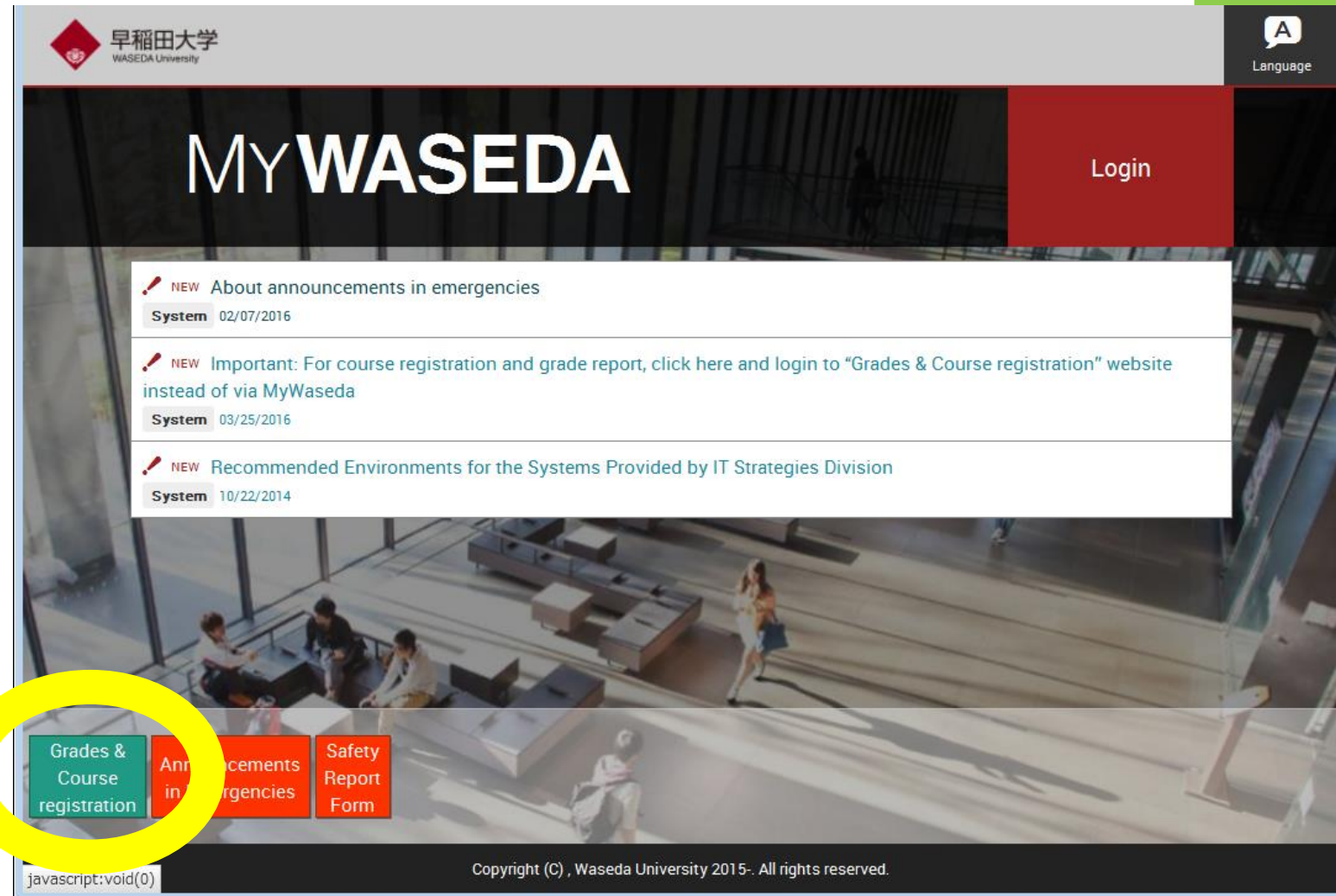
Login IDにはWaseda IDを入力してください。
Waseda IDが不明な場合は、こちらから確認することができます。
(確認には、Waseda-net メールアドレスとパスワードの入力が必要です。)

> ログインできない場合

Step2 Log into the Course Registration website

At a time of course registration, please log into course registration system.

For the detailed instructions on how to use course registration system, please check pp.42-50 of **Course Registration Guide**.



NOTE: you cannot log into course registration system with your initial ID.
Please acquire your own Waseda ID in advance.

Registration Schedule

- **1st course registration:**
Sep. 16(Wed)9am –18(Fri)5pm
- **2nd course registration:**
Sep. 25(Fri)9am – 26(Sat)5pm
- **3rd course registration:**
Oct. 1(Thu)9am – 2(Fri)5pm

There are three opportunities where you can register courses. Registration is available during these periods ONLY.

If there are more students applying for a course than its capacity, random selection will be held. We highly recommend you to register courses in the 1st registration period so that you have more chances.

-Course list and Web syllabus

Please use a web syllabus and a course list when choosing a course to register.

You can access to a web syllabus and a course list via webpage below.

<https://www.waseda.jp/flas/cms/en/students/registration/>

The course list covers all the courses offered by our school and you can get basic information such as course title, day and time and instructor's name. If you find an interesting course, please search it on the Web syllabus for the detailed information.

Dropping a course

Courses offered by the School of Culture, Media and Society

➤ Automatic registration courses

Cannot be dropped/changed for any reason

➤ Web registration courses: courses registered by yourself

Advanced Seminars

Cannot be dropped/changed for any reason after registered

Elective English*

Elective Foreign Languages

Lectures

Optional Subjects

Can be dropped during
the Third course registration period

*Unless automatically registered

⇒ See pp.11-14 of the Course Registration Guide

Dropping a course

Courses offered by Other schools or center

Cannot be dropped for any reason once registered.

*CJL courses (Japanese language courses) can be dropped during the Second and Third course registration period.

Maximum number of credits to register

There is a regulation on how many credits you can register in each semester and year.

Japanese language courses

Up to 8 credits can be registered in one **semester**.

⇒ See p.23 E. of the “Course Registration Guide”

Other courses

In one **semester**, up to 22 credits can be registered as credits counted for graduation.

⇒ See p.22 B. of the Course Registration Guide

There are many regulations so please read pp.21-24 of the Course Registration Guide carefully.

Results of course registration

After the course registration, the results will be sent to your Waseda Mail in a few days. Please check the results with web system too.

Current schedule of your school					Preliminary registration					2017-09-14 10:00 - 2017-09-15 17:00		Course Registration Schedule
Course Search												
Course Add												
Course Drop												
Course Change												
■Schedule Courses with "Fee" mark charge a special enrollment fee. Click "URL" for more information. Click "Apply" for additional application. Click Course Title for syllabus.												
Term	Day	Period	Schl	Note	Course Title	Instructor	Campus	Classroom	Category	Credits	Status/Order	
fall quarter	Mon. Thur.	3 3	SCMS		Introductory Seminar (JCulP) 2 B	YOSHIO, Hitomi	Toyama		Required Core Seminars	2	Registered	
fall quarter	Tues. Fri.	3 3	SCMS		Intensive Studies 9 (Survey of Japanese Literature 1)	TAKAI, Shiho	Toyama		Elective English (Required)	2	Registered	
fall quarter	Tues. Fri.	4 4	SCMS		Intensive Studies 12 (Introduction to Japanese Culture and Civilization 1)	IGAWA, Kenji	Toyama		Elective English (Required)	2	Registered	

Notes

-Important notices will be posted on the website of the School of Culture, Media and Society.

<https://www.waseda.jp/flas/cms/en/>

-Please check your Waseda Mail and the website **regularly**.

-Questions?

⇒ Click the “Contact” Button.

