

# Application Guide for September 2024 Entry

## School of International Liberal Studies

### WASEDA UNIVERSITY

version 1.2



- Please read this Guide, the [“List of Application Documents by Education System.”](#) and the [FAQs](#) on our website thoroughly before making inquiries to our office.
- Please make all inquiries via the designated online form (<https://bit.ly/3PDE3VF>) in order for us to keep records of all communications with our applicants.
- All dates and times stated in this guide are in Japan Standard Time (JST).

## TABLE OF CONTENTS

### BEFORE THE APPLICATION PERIOD

Step 1	Understand the Basic Admission Scheme .....	P.3
Step 2	Prepare the Necessary Documents .....	P.6

### DURING THE APPLICATION PERIOD

Step 3	Pay the Screening Fee .....	P.11
Step 4	Complete the Online Application .....	P.14

### AFTER YOU APPLY

Step 5	Screening Procedures and Schedules .....	P.15
--------	--	------

### AFTER ACCEPTANCE

Step 6	Complete the Enrollment Procedures .....	P.17
Step 7	Preparations for Enrollment (Scholarships, Dormitories, etc.).....	P.22

### COMMON NOTES

Notes on Application .....	P.23
University Regulations .....	P.23
Basic Policy Statements .....	P.24
Revision History .....	P.25

## STEP 1 Understand the Basic Admission Scheme

The School of International Liberal Studies (hereinafter referred to as “the School”) at Waseda University welcomes applicants from all over the world and accepts various types of standardized tests.

### ADMISSION POLICY

<https://www.waseda.jp/fire/sils/en/about/overview/>

### DEGREE PROGRAM

B.A. in International Liberal Studies

- The School provides two education curriculums: “Study Plan 1 (SP1)” for students whose first language is Japanese and “Study Plan 2 (SP2)” for students whose first language is not Japanese. In general, which curriculum you are categorized into is automatically decided by your first language. You may select and apply for the curriculum suitable for you by referring to the descriptions on the following URL; <https://www.waseda.jp/fire/sils/en/about/curriculum/>
- As a rule, classes are held in English whichever Study Plan you choose and the same courses are offered to both Study Plans except for the differences mentioned on the above URL.
- The Study Plan you indicate might be changed as a result of the screening. Your Study Plan will be indicated on the online application system at the time of result announcement.
- Your choice of Study Plan does not influence the admission decision.
- You CANNOT change your Study Plan after enrollment.

### LANGUAGE OF INSTRUCTION

English

- \* Japanese language ability is not required at the time of application.  
(First year seminar A for SP1 students will be conducted in Japanese)

### TIME OF MATRICULATION

Admitted students start in September as first year students of a four-year program.

- \* The School does not admit transfer students from other universities.

### NUMBER OF STUDENTS TO BE ADMITTED

150 students (Early Decision: approx. 70)

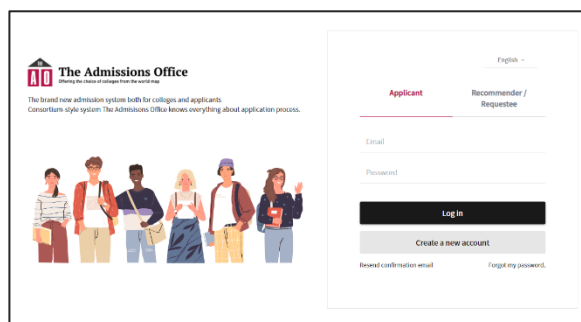
- \* There is no quota or target for international students of particular nationalities.

### APPLICATION METHODS

The application process is to be completed via the online application system, “The Admissions Office” (hereinafter referred to as “TAO”).

TAO (The Admissions Office)

<https://admissions-office.net/en/portal>



## SCREENING METHODS

- Admissions decisions are based on a holistic screening of the application documents.
- Applicants may be invited to an interview if required.

## ELIGIBILITY

**Applicants from educational systems other than Japan must meet one of the following requirements: A, B, or C.**

- A. At the time of application, you must meet one of the following qualifications:<sup>(a)</sup>
1. You have completed or are expected to complete secondary education and formal school education for 12 or more years outside Japan.<sup>(b)</sup>
  2. You have completed or are expected to complete secondary education and formal school education for 12 years at an international school that has been accredited by an international accreditation institution.<sup>(c)</sup>
  3. You have completed or are expected to complete formal school education at a foreign school in Japan designated by MEXT<sup>(d)</sup> as equivalent to a high school in Japan.<sup>(e)</sup>
  4. You have obtained or are expected to obtain one of the following qualifications: International Baccalaureate Diploma, Baccalauréat, Abitur, or General Certificate of Education Advanced Level.
  5. You have completed or are expected to complete secondary education and formal school education for 11 years in the specific countries designated by MEXT.<sup>(f)</sup>
  6. You have completed or are expected to complete a college preparatory course designated by MEXT after completing a formal education of less than 12 years, other than in the cases specified in No. 5 above.
- B. You are 18 years old or older as of the expected enrollment date, AND you have passed, at the time of application, a qualification exam that proves you have scholastic ability equivalent to or higher than those who have completed a 12-year education curriculum outside Japan.
- C. You are 18 years old or older as of the expected enrollment date, AND you are recognized individually by the School as having met the requirements equivalent to A or B above.

**Applicants from Japanese educational system must meet one of the following requirements: D, E, or F.**

- D. You have graduated or are expected to graduate from a “High School” or a 6-year “Secondary School” in Japan, or you meet one of the qualifications in footnotes.<sup>(a)(g)</sup>
- E. You are 18 years old or older as of the expected enrollment date, AND you have passed, or are scheduled to pass by the expected enrollment date, the high school equivalency examination given by MEXT.
- F. You are 18 years old or older as of the expected enrollment date, AND you are recognized individually by the School as having met the requirements equivalent to D or E above.

---

(a) There is no minimum age requirement if you meet the requirement.

(b) Those who “have completed or are expected to complete secondary education and formal school education for 12 or more years outside Japan” refers to those who have completed elementary and secondary school education, whether in Japan or abroad, and who have graduated/are expected to graduate from a formal secondary education institution in a foreign country.

(c) WASC (Western Association of Schools and Colleges), ACSI (Association of Christian Schools International), CIS (Council of International Schools), NEASC (New England Association of Schools and Colleges).

(d) “MEXT” in this section refers to the Ministry of Education, Culture, Sports, Science and Technology.

- (e) Foreign schools in Japan designated by MEXT (in Japanese):  
[https://www.mext.go.jp/a\\_menu/koutou/shikaku/07111314/003.htm](https://www.mext.go.jp/a_menu/koutou/shikaku/07111314/003.htm)
- (f) Designated 11-year school education equivalent to a “High School” in Japan; Belarus, Kazakhstan, Myanmar, Peru, Russia, Sudan, Ukraine, and Uzbekistan (in Japanese):  
[https://www.mext.go.jp/a\\_menu/koutou/shikaku/1380756.htm](https://www.mext.go.jp/a_menu/koutou/shikaku/1380756.htm)
- (g) Other qualifications are as follows:
- You have graduated or are expected to graduate from a high school part of a “School for Special Needs Education” or completed the 3<sup>rd</sup> grade of a 5-year “College of Technology” in Japan.
  - You have graduated or are expected to graduate from a school for Japanese outside Japan which is designated by MEXT as is equivalent to high schools in Japan (in Japanese):  
[https://www.mext.go.jp/a\\_menu/koutou/shikaku/07111314/004.htm](https://www.mext.go.jp/a_menu/koutou/shikaku/07111314/004.htm)
  - You have completed or are expected to complete an upper secondary course at a specialized training college designated by MEXT.

**NOTE:**

- 1) Eligibility is not decided by nationality or length of period living abroad.
- 2) There is no minimum requirement for GPA or standardized test scores that applicants must meet.
- 3) If you are expected or scheduled to meet any of the qualifications above, you must meet them before the first date of enrollment.
- 4) If you are not sure whether you meet the requirements for applicant eligibility or if you wish to verify your eligibility, contact the School at least 3 weeks before the application deadline.
- 5) AO September Entry is a non-binding admission. Application to this admission does not prevent you from applying to other universities or other schools at Waseda University.

**TIMELINE**

Application System Opening Period	10:00 AM, January 10 – 5:00 PM, February 15, 2024
-----------------------------------	---

Event	Early Admission	Regular Admission
Application Deadline	11:59 PM, January 16, 2024	5:00 PM, February 15, 2024
Notification of Examinee Number	March 4, 2024	April 8, 2024
Announcement of Early Decision	10:00 AM, March 11, 2024	
Announcement of Document Review Results (Pass/Waitlisted)	10:00 AM, April 15, 2024	
Interview Notification (if applicable)	10:00 AM, April 15, 2024	
Interview (if required)	April 19, 20 or May 4, 2024 (One of the dates above)	
Announcement of Applicants Admitted from the Waitlist	First Announcement: 10:00 AM, May 20, 2024 Second Announcement: 10:00 AM, June 3, 2024	

Event	Early Admission	Regular Admission		
	Early Decision	Pass	Accepted from the Waitlist (1st)	Accepted from the Waitlist (2nd)
First Enrollment Procedures	(see below)	(see below)	(see below)	(see below)
Action 1: Fee Payment	March 11 - 29, 2024	April 15 - May 7, 2024	May 20 - 24, 2024	June 3 - 7, 2024
Action 2: Submission of Visa-related Documents	March 11 - April 5, 2024	April 15 - May 14, 2024	May 20 - 31, 2024	June 3 - 14, 2024
Second Enrollment Procedures	(see below)			
Action 3: Verification of Application Documents	TBA			
Action 4: Online Registration	TBA			
Enrollment Date	September 21, 2024			

## STEP 2 Prepare the Necessary Documents

The application process will be mostly conducted through the online system (TAO), and there are a number of documents that you must prepare in advance. Carefully read this application guide and prepare all the required documents before the beginning of the application period.

### Application Documents

Document		Who should submit	Ref
1.	Proof of Applicant Eligibility (e.g., Certificate of Expected Graduation )	Applicant	P. 7
2.	Academic Transcript <sup>(a)</sup>	Applicant	P. 8
3.	Grading Scale	Applicant	P. 8
4.	Standardized Test Score <sup>(a)</sup>	SAT	P. 8-9
		ACT	
		IBDP Final Grades	
		Others	
5.	English Language Proficiency Test Score <sup>(a)</sup>	TOEFL	P. 9-10
		IELTS	
6.	Language Proficiency Test for a Third Language	Applicant	P. 10
7.	Essay	Applicant	P. 10
8.	Academic Honors & Extra-curricular Activities	Applicant	P. 11
9.	Personal Identification (Passport)	Applicant	P. 11
10.	Applicant's photo	Applicant	P. 11
11.	Residence Card in Japan <sup>(c)</sup>	Applicant	P. 11
12.	Proof of Payment	Applicant	P. 11

- (a) For more details, see the "List of Application Documents by Education System," which can be found on the School website.
- (b) We are aware that some high schools/institutions have a policy of keeping predicted grades (e.g., IBDP, GCE A-level) confidential from students. In this case, ask your high school to upload the required certificates directly on the designated form ([https://wasedaunivcampus.au1.qualtrics.com/jfe/form/SV\\_3RfoKkU7TDJTAto](https://wasedaunivcampus.au1.qualtrics.com/jfe/form/SV_3RfoKkU7TDJTAto)).
- (c) Only for non-Japanese nationals residing in Japan.

**NOTE:**

**1) Requirements on original documents**

On TAO, you will first upload PDF versions of the original/certified documents and certificates to follow our online application process. However, later as part of our enrollment procedures, successful applicants will be required to prove their originality either by submitting their physical copies by post, having their official versions sent by e-mail from the issuing organization, or using digital credential services. If you are unable to do so by the designated deadline, you will be considered to have failed to meet our enrollment qualifications. Any discrepancies may be considered as falsification/fabrication of application documents, and your admission may be revoked. For more details, refer to P. 17 Step 6: Complete the Enrollment Procedures.

**2) Applicant's name on certificates**

Note that all the documents must be issued under your legal name written in English alphabet on your passport. If the name used on the application documents differs from the name on your passport, provide documentation to prove that all names belong to the same person.

**3) Language specification**

Certificates issued in English are accepted. If they are originally issued in any other language, attach an English translation to the original. The translation must be prepared either by the issuing institution (e.g., your high school), a translation agency, or other appropriate office officially approved by the government. Notarization of the translation is not required.

**4) Meeting the deadline**

All application materials, including ones directly sent from your high school or other institution, must be received by the School no later than the designated deadline. Those that arrive after the deadline will not be accepted under any circumstances. We do not notify applicants about the delivery status of application documents (including electronic scores). To check whether your documents have been received or not, contact the test board, or another appropriate office.

## 1. Proof of Applicant Eligibility

---

Prepare a PDF version of a certificate proving you have completed or are scheduled to complete a secondary education curriculum. The certificate must show your legal name in alphabet, date of birth, the official name of the school in English, (expected) graduation date, and the issuance date. The issuance date of Certificate of Graduation must be on or after the graduation date.

**NOTE:**

- 1) If the transcript shows your (expected) graduation date, you do not need to prepare a separate document.
- 2) If your high school does not issue a certificate of graduation (or expected graduation), use the "Template for Certificate of Graduation/Expected Graduation," which you can download from the School website.
- 3) If you did not graduate from high school but passed the university entrance qualification test (high school equivalency examination), submit the documents certifying this fact, instead of the certificate of high school graduation.
- 4) The documents should be in English or with an English translation, but certificates of (expected) graduation in Japanese can be accepted when the original documents can only be issued in Japanese.
- 5) If you are studying or have studied at a high school in China, please let us know if you will sit/have sat for China High School Academic Proficiency Test (Huikao/会考) on TAO. If you have the results, upload a PDF version of "Verification Report of China High School Academic Proficiency Test (Huikao) Results" issued in English by CSSD (学信网). Verification Report must include your legal name in alphabet and verification QR code. Only report issued by CSSD will be considered valid. Huikao results are used only for the purpose of reviewing applicants' eligibility.  
If you will sit/have sat for the test, you will be asked to send English version of "Verification Report of China Secondary Education Qualification Certificate" directly from CSSD (学信网) as a part of our enrollment procedures.

## 2. Academic Transcript

Prepare a PDF version of your academic transcripts/school reports issued by high school (or an equivalent institution) from Grade 10 onwards up to the most recent academic term as specified in the “List of Application Documents by Education System,” which can be found on the School website. The certificate must show your legal name in alphabet, the official name of the school in English, and the issuance date.

**NOTE:**

- 1) If you have been enrolled in more than one school, submit the academic transcripts from all the schools that you have been enrolled in.
- 2) If you have passed the university entrance qualification test (high school equivalency examination), submit the documents certifying this fact and the score. If you have been enrolled in high school in the past, submit an academic transcript for the entire period during which you were enrolled in high school.
- 3) If you are studying or have studied at a tertiary education institution (university, junior college, etc.), submit an academic transcript with grades for the period until the most recent academic term at the time of application.
- 4) If you are unable to submit grades for the designated period due to COVID-19 (e.g., letter grades being suspended, courses taken during the most recent semester not shown due to school closure, etc.), you may submit the most up-to-date transcripts which you can receive from your high school at the time of application.
- 5) If you have graduated from your school, submit the academic transcript issued on or after the graduation date.
- 6) If you wish to submit AP exam scores, arrange to have your score reports directly sent from College Board. (If sent by other means, they will be considered invalid). The Waseda University Code: [AP: 0837]

## 3. Grading Scale

If available, prepare a document which shows the grading scale/system of your high school (or equivalent education institution). Make sure that it shows the highest and lowest attainable grade.

**NOTE:**

- 1) If the transcript(s) shows the grading scale, additional documents are not necessary.
- 2) A photocopy of the school website, school profile, or any other official document issued by your high school which certifies the grading scale/system is acceptable.

## 4. Standardized Test Score

You may submit the scores of any of the standardized tests listed on the “List of Application Documents by Education System,” such as an official SAT or ACT score, IBDP (predicted) grades, GCE A-level (predicted) grades, or the official certificate/score report of your country’s university entrance qualification examination (e.g., China: Gaokao; Republic of Korea: CSAT, etc.). If your education system is not listed or if you are not sure which category applies to your case, please contact the School before the application period.

### Submission Method

Test	How to submit
· SAT · ACT · IBDP Final Grades	· Arrange to have your score reports directly sent from College Board, ACT Inc., or IBO. (If sent by other means, they will be considered invalid) · The Waseda University Code: [SAT: 0837] [ACT code: 5473] [IB code: 00549] · All Waseda University’s undergraduate programs have access to these scores sent with the above code, so if you are applying to multiple Waseda undergraduate programs at the same time, you do not need to order scores for each program. · To check whether your scores have been received, contact the test board directly.



<ul style="list-style-type: none"> <li>· IBDP Predicted Grades</li> <li>· Republic of Korea: CSAT</li> <li>· Others</li> </ul>	<ul style="list-style-type: none"> <li>· Upload a PDF version of the certificate by yourself on TAO.</li> <li>· The certificate must show your legal name in alphabet, date of birth, official name of the issuing authority, and issuance date.</li> <li>· If your high school has a policy of keeping predicted grades (e.g., IBDP) confidential from students, ask your high school to upload the required certificates directly on the designated form (<a href="https://wasedaunivcampus.au1.qualtrics.com/jfe/form/SV_3RfoKkU7TDJTAt0">https://wasedaunivcampus.au1.qualtrics.com/jfe/form/SV_3RfoKkU7TDJTAt0</a>).</li> </ul>
<ul style="list-style-type: none"> <li>· GCE A-level</li> </ul>	<ul style="list-style-type: none"> <li>· Upload a PDF version of the certificate by yourself on TAO.</li> <li>· The certificate must show your legal name in alphabet, date of birth, official name of the issuing authority, and issuance date.</li> <li>· For the final grades, the certificate must be issued by the Examination Board.</li> <li>· For the predicted grades, the certificate must be issued by educational institutions which follows A-level curriculum. <a href="#">The prescribed format</a> should be used.</li> <li>· If your high school has a policy of keeping predicted grades confidential from students, ask your high school to upload the required certificates directly on the designated form (<a href="https://wasedaunivcampus.au1.qualtrics.com/jfe/form/SV_3RfoKkU7TDJTAt0">https://wasedaunivcampus.au1.qualtrics.com/jfe/form/SV_3RfoKkU7TDJTAt0</a>).</li> </ul>
<ul style="list-style-type: none"> <li>· China:Gaokao</li> </ul>	<ul style="list-style-type: none"> <li>· Upload a PDF version of "Verification Report of China College Admission Examination Scores" issued in English by CSSD (学信网) on TAO. Verification Report must include your legal name in alphabet and Verification QR code.</li> <li>· After admitted, you will be asked to send English version of "Verification Report of China College Admission Examination Scores" directly from CSSD (学信网) as a part of our enrollment procedures.</li> <li>· Only report issued by CSSD will be considered valid.</li> </ul>

**NOTE:**

- 1) Test scores, including those directly sent by the testing organization, must arrive by the application deadline. Arrival prior to the application period is acceptable.
- 2) We do NOT superscore. If you have taken the test multiple times, choose your best score (the sitting with the highest total score) and enter that information.

**► For those who cannot submit specified test scores:**

If you cannot submit any test results due to one of the following cases, select your case and fill out the necessary information on TAO.

Case 1	You are a high school (secondary school) student at the time of application, and your country's or region's university entrance qualification examination or another standardized test will be conducted/released after our application deadline.
Case 2	You are receiving or have received your education in a country where there is no national standardized test for assessing your qualification to enter university.

## 5. English Language Proficiency Test Score

You may submit the results of the following tests. Only the tests taken on or after the following date are deemed as being valid: March 1, 2022.

If you have any issues completing the examinations due to unavoidable circumstances, please contact the School before the application period.

### Submission Method

Test	How to submit
TOEFL-iBT	<ul style="list-style-type: none"><li>· Arrange to have your score directly sent from ETS. Waseda University Code: [9342]</li><li>· TOEFL-iBT Home Edition and TOEFL-Paper edition are not acceptable.</li><li>· “MyBest Scores” is not acceptable.</li></ul>
IELTS (Academic)	<ul style="list-style-type: none"><li>· Arrange to have your score sent electronically directly from the testing organization using the following information.  Institution: Waseda University Department: Admissions Center Address: 1-6-1, Nishi-waseda, Shinjuku-ku, Tokyo, 169-8050 Japan, Admissions Center, Waseda University Delivery Method: Electronic Score Delivery</li><li>· IELTS indicator and IELTS Online are not acceptable.</li><li>· IELTS One Skill Retake is not acceptable.</li></ul>

#### NOTE:

- 1) **Test scores must arrive by the deadline.** Arrival prior to the application period is acceptable.
- 2) We do NOT superscore. If you have taken the test multiple times, **choose your best score (the sitting with the highest total score)** and enter that information.
- 3) To check whether your scores have been received, contact the test board directly.
- 4) For TOEFL-iBT and IELTS, all Waseda University’s undergraduate programs have access to these scores sent with the above designated way, so if you are applying to multiple Waseda undergraduate programs at the same time, you do not need to order scores for each program.

#### Exemption:

If you submit a certificate of standardized test administered for an education system in which the first language is English, such as SAT, ACT, GCE A-level, IBDP entirely taught in English (Dual language DP is not applicable) etc., it is optional for you to submit a certificate to prove your English proficiency.

### 6. Language Proficiency Test for a Third Language (Optional)

If you have a language proficiency test score of a foreign language other than your native language and English, prepare a PDF version of an original certificate. Only the tests taken on or after the following date are deemed as being valid: March 1, 2022.

### 7. Essay

Prepare your description about the following topic. The essay must be written by the applicant without assistance of others.

Write an essay of around 800 words in English that explains why you wish to study at the School of International Liberal Studies (SILS). Your essay should describe what you plan to study for 4 years at SILS, explaining the areas of study you intend to focus on and giving specific reasons, and how you see your future path after graduation from SILS.

## 8. Academic Honors & Extra-curricular Activities (Optional)

Choose up to three honors/activities as you think best in order. The experiences mentioned here must be acquired after graduating from junior high school or completing the first half of secondary schooling. Describe them in the given spaces (around 100-150 words) and upload a PDF version of a certificate, brochure, article or other document to prove your activities. Photocopies are accepted but make sure to prepare a certificate that bears the full name of the applicant and period of activities/honors.

**NOTE:**

- 1) To prove your honors and activities, you may also use the prescribed form which can be downloaded from our website.
- 2) Undocumented claims are considered invalid.

## 9. Personal Identification (Passport)

Prepare a scanned copy of your passport. If you do not have a passport at the time of application, upload a copy of any identification document that displays your photograph, date of birth, and full name in English alphabet or Japanese.

If you are a citizen of more than one country, prepare copies of all your passports.

## 10. Applicant's Photo

Upload a color photograph (aspect ratio of 4:3) of yourself taken within last three months, borderless, and taken against a plain background. You should be looking straight ahead with your head uncovered except for religious or medical reasons. Photographs taken with hats or sunglasses are not accepted. Photographs that do not clearly identify applicants due to their hairstyles or for other reasons are not accepted.

**NOTE:**

- 1) Upload an original photograph. Do not use any filter or edit your photograph.
- 2) During the enrollment procedure, you will be required to upload a photo for your student ID card. Use the same photo you submitted with your application. Note that the photo uploaded during the enrollment procedure will be used as personal information in various on-campus web services etc., as well as for identity verification in various on-campus procedures.

## 11. Residence Card in Japan

If you are a non-Japanese national and have a status of residence in Japan, upload a scanned copy of both sides of your residence (Zairyu) card.

## 12. Proof of Payment

Prepare a photo or a screenshot of the payment receipt which includes your name, payment date, and amount. For more details of the payment methods, refer to STEP 3.

### STEP 3 Pay the Screening Fee

Pay the screening fee during the following designated periods.

**Timeline**

Application Round	Screening Fee Payment Period
Early Admission	January 10 – 11:59 PM, January 16, 2024
Regular Admission	January 17 – 5:00 PM, February 15, 2024

### Screening fee

The screening fee depends on where you reside at the time of application regardless of your nationality. In some cases, overseas residents may be asked to provide documentary proof of where they live.

Place of residence at the time of application	Amount
Outside Japan	JPY 5,000
Japan	JPY 35,000

A proof of payment must be uploaded on TAO in order to complete your application. Without paying the screening fee, your application is not complete.

### Reimbursement policy

The screening fee, once paid, will only be returned under the following circumstances:

- 1) You paid the screening fee but failed to apply, or your application documents arrived after the application period.
- 2) You paid the screening fee and submitted the application documents, but your application was rejected before screening because you did not meet the eligibility criteria.

Contact the School if one of the cases above applies to you. Note that any handling fees for refund are to be borne by the applicant.

### Payment methods

There are two methods of payment for the screening fee. Credit card or Online payment can be made by all applicants regardless of country of residence, whereas convenience store payment is available only for residents of Japan. See below for more details on each method of payment.

#### 1. Payment via Credit Card/ Online Payment System

To make a payment by credit card or online payment system (China Union Pay), access the online screening fee payment website (<https://e-shiharai.net/ecard>) and complete the required procedures. After completing the transaction, save the “Result” page as a PDF/JPEG/PNG, and upload it with your application on TAO.

[https://www.waseda.jp/inst/admission/assets/uploads/2022/07/TAO\\_Creditcard\\_Payment.pdf](https://www.waseda.jp/inst/admission/assets/uploads/2022/07/TAO_Creditcard_Payment.pdf)

On the “Category Selection” page, make the following selections:

Top Page	Examination Fee
First selection	English-based Degree program
Second selection	School of International Liberal Studies
Third selection	September 2024 Admission
Fourth selection	[Applicant Residing Outside Japan] SILS September
	[Applicant Residing in Japan] SILS September

#### NOTE:

- 1) This payment can be made 24 hours a day, seven days a week.
- 2) Payment can be made with a credit card held in the name of a third person. In this case, the applicant’s own information must be entered on the “Basic Information” page, not that of the card holder’s.

## 2. Payment via Convenience Store

---

**This payment method is only applicable to applicants residing in Japan.** To make the payment at a convenience store, access the “screening fee convenience store payment site” (<https://e-shiharai.net/>) [Japanese language only] first, and complete the designated payment registration, and then go to a convenience store. After making the payment, save the “Result” page as a PDF/JPEG/PNG, and upload it with your application on TAO.

[https://www.waseda.jp/inst/admission/assets/uploads/2023/06/TAO\\_Convenience\\_Store\\_Payment.pdf](https://www.waseda.jp/inst/admission/assets/uploads/2023/06/TAO_Convenience_Store_Payment.pdf)

### NOTE:

- 1) This payment can be made 24 hours a day, seven days a week.
- 2) If a family member or an acquaintance conducts the procedure for the applicant, the family member or acquaintance must enter the applicant's information.

## Screening Fee Waiver Program for Specified Countries

---

Waseda University provides a screening fee waiver for those who meet the conditions in the following link. Note that this waiver privilege is applicable only when applicants themselves submit a waiver request, and it does not automatically apply even if the applicant's conditions are met.

[https://www.waseda.jp/inst/admission/assets/uploads/2023/05/screeningfeewaiver2023\\_en.pdf](https://www.waseda.jp/inst/admission/assets/uploads/2023/05/screeningfeewaiver2023_en.pdf)

## STEP 4 Complete the Online Application

Submit your application through “The Admissions Office (TAO),” the online application system, during the following designated periods.

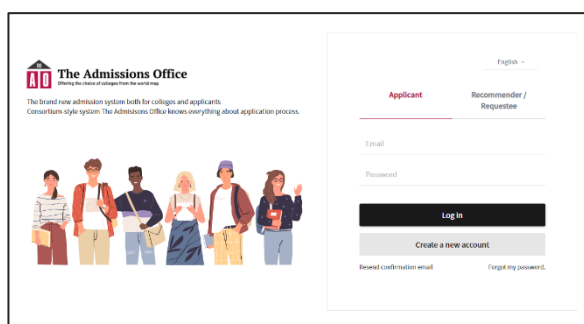
### Timeline

Application System Opening Period
10:00 AM, January 10 – 5:00 PM, February 15, 2024
[Early Admission] The application must be finalized by 11:59 PM, January 16, 2024
[Regular Admission] The application must be finalized by 5:00 PM, February 15, 2024

### NOTE:

- 1) Early Admission is a nonbinding process. You may apply to any other universities, as long as their decision is nonbinding.
- 2) Applicants may only apply once for either Early Admission or Regular Admission.
- 3) If you intend to apply for Early Admission but failed to submit the required documents and/or information by 11:59 PM of January 16, 2024, your application will be automatically deferred to the Regular Admission.

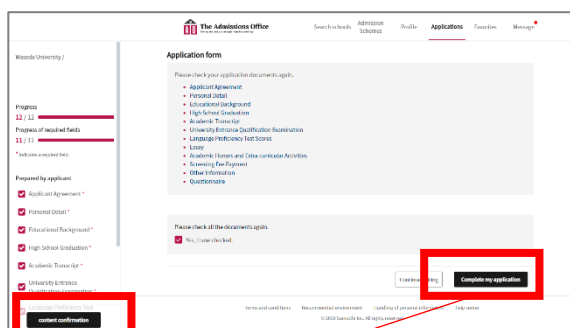
TAO (The Admissions Office) <https://admissions-office.net/en/portal>



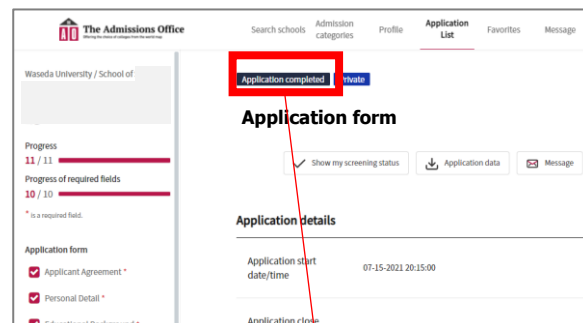
- 1) You must first create an account on TAO.
- 2) After creating your TAO account, find “Waseda University, School of International Liberal Studies SILS AO September Entry 2024” from the “Admission schemes” menu and start your application.
- 3) Follow the detailed instructions shown on the system screen as you fill out and upload the materials.
- 4) Note that Waseda University uses several other application systems for other admissions schemes. To prevent confusion, make sure that you access TAO at the above link.

### IMPORTANT:

Be sure to click **“Complete my Application”** button in order to submit your application. Failure to complete your submission will result in your documents not being screened.



Make sure to click “content confirmation” button and check all the sections have been completed. Click “Complete my application” to submit your application.



Make sure to confirm your application status has been changed from “Application in progress” to “Application completed”.

**NOTE:**

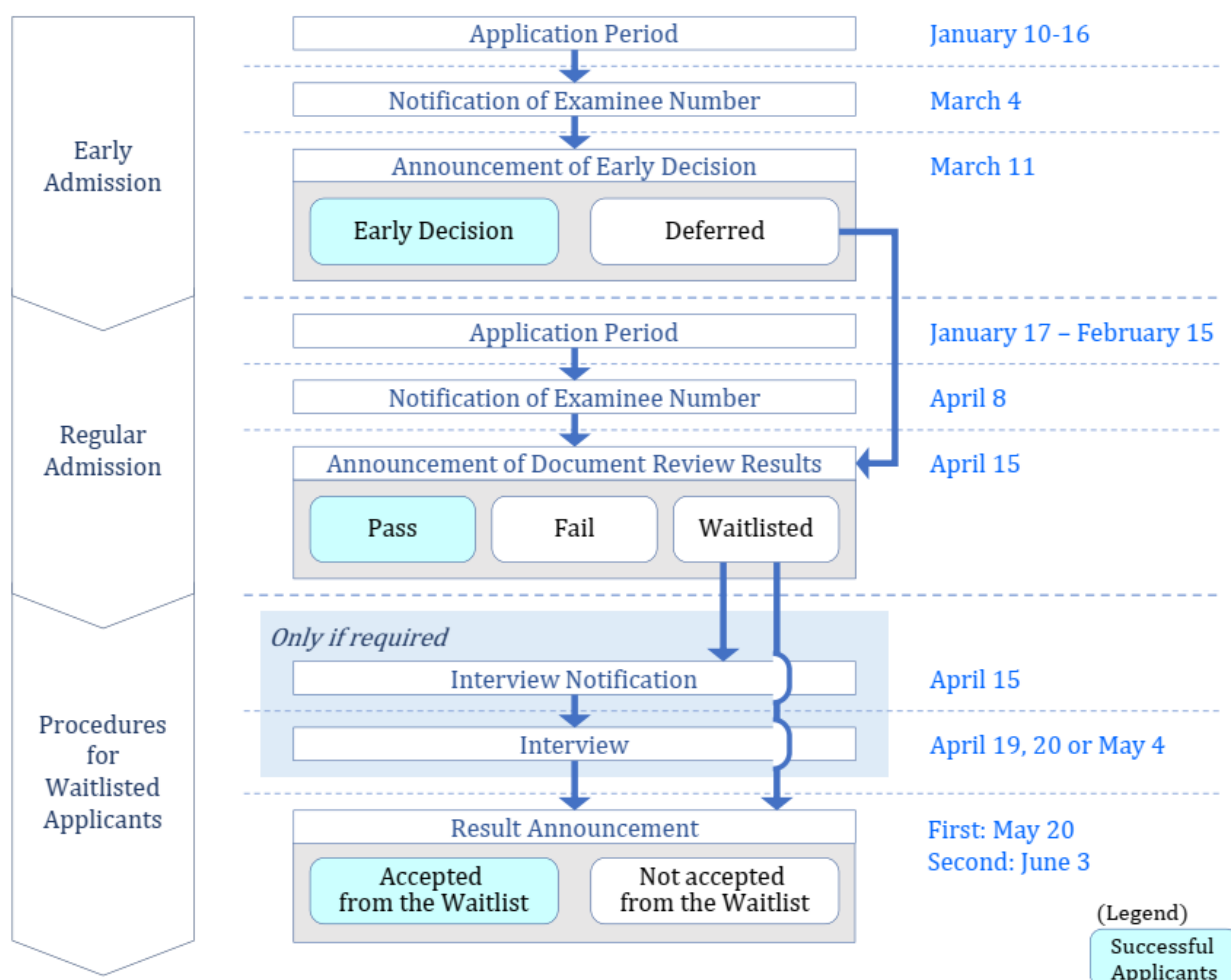
- 1) Application materials that arrive after the deadline will not be accepted under any circumstances, even if they are sent from your high school or other institution directly to the School.
- 2) You do NOT need to create a "Profile" on TAO in this admission. The School does not use the information provided in this section.
- 3) By creating your account on TAO, you agree to the "Terms of Use" and "Handling of Personal Information" designed by TAO Inc., the service provider of TAO.

## STEP 5 Screening Procedures and Schedules

After completing the online application, you will be notified with each screening procedure, following the schedule below.

### Flowchart & Timeline

(All dates below are in 2024)



- \* Applicants who have applied during the Early Admission and received an Early Decision will have priority in "Prior to Enrollment Scholarship."

## 1. Notification of Examinee Number

Your examinee number will be notified via TAO by the following date. (Login> Applications> Completed > Choose your application > Show examinee slip)

Application Round	Notification Date
Early Admission	March 4, 2024
Regular Admission	April 8, 2024

\* Contact us if you have not received an update by the above date.

## 2. Announcement of Early Decision/Document Review Results

### Announcement of Early Decision

The results will be released via TAO (Login>Applications>Completed>Choose your application>View my screening results), following the schedule below:

Announcement of Screening Results Date
10:00 AM, March 11, 2024

There are two possible outcomes of your application results:

Early Decision	<ul style="list-style-type: none"> <li>You are successfully admitted to the School. No further screening is required.</li> <li>Enrollment documents will be sent to successful applicants via TAO on the above announcement date.</li> <li>You are required to complete the enrollment procedure by the designated deadline.</li> </ul>
Defer	<ul style="list-style-type: none"> <li>Your application result is deferred for assessment until April 15, 2024.</li> <li>We will not accept any additional documents.</li> </ul>

\* We will not accept any inquiries regarding application results.

### Announcement of Document Review Results

The results will be released via TAO (Login>Applications>Completed> Choose your application>View my screening results), following the schedule below:

Announcement of Screening Results Date
10:00 AM, April 15, 2024

There are three possible outcomes of your application results:

Pass	<ul style="list-style-type: none"> <li>You are successfully admitted to the School. No further screening is required.</li> <li>Enrollment documents will be sent to successful applicants via TAO on the above announcement date.</li> <li>You are required to complete the enrollment procedure by the designated deadline.</li> </ul>
Waitlisted	<ul style="list-style-type: none"> <li>Your application has been waitlisted. We will offer admission to a certain number of applicants on the waitlist if some of our successful applicants choose not to accept our offer.</li> <li>Additional interview may be required. Applicants will be notified whether or not they are invited to an interview via the online application system.</li> </ul>
Fail	<ul style="list-style-type: none"> <li>Your application was unsuccessful. You may apply to the subsequent admission if you wish.</li> </ul>

\* We will not accept any inquiries regarding application results.

## 3. Procedures for Waitlisted Applicants

### Interview (Only if Required)

An interview will be required only when we judge that we need further information in addition to the application documents. The interview will be conducted through a web interview system that allows



applicants to undertake the interview online through their own PC, without having to travel all the way to Japan and other locations. Further instructions will be provided to the applicants who are applicable on or before the following notification date. Interview date and time will be chosen by the School and cannot be changed under any circumstances. Therefore, be sure to keep your schedule open for the dates specified below.

Notification Date	Interview Schedule
10:00 AM, April 15, 2024	April 19, 20 or May 4, 2024 (One of the dates above)

**NOTE:**

- 1) An interview request (or the lack of it) is not indicative of your final results (pass or fail). We will not accept any inquiries regarding the criteria used to determine who is interviewed or not.
- 2) If the applicants miss the notification and in turn miss their interview date, the School cannot be held responsible.
- 3) You will be responsible for the arrangement of a proper interview environment, internet connectivity, and any fees that may incur. If during the interview, we find that the interview location is inappropriate (e.g. too much background noise, the presence of other people), the interview may be cancelled and the applicant may be regarded as being absent from the interview.

**Announcement of Results from the Waitlist**

The results will be released via TAO (Login>Applications>Completed> Choose your application>View my screening results), following the schedule below:

Announcement of Screening Results Date
First Announcement: 10:00 AM, May 20, 2024 Second Announcement: 10:00 AM, June 3, 2024

There are two possible outcomes of your application results:

Accepted from the Waitlist	<ul style="list-style-type: none"> <li>· You are successfully admitted to the School. No further screening is required.</li> <li>· Enrollment documents will be sent to successful applicants via TAO on the above announcement date.</li> <li>· You are required to complete the enrollment procedure by the designated deadline.</li> </ul>
Not accepted from the Waitlist	<ul style="list-style-type: none"> <li>· Your application was unsuccessful. You may apply to the subsequent admission if you wish.</li> </ul>

\* We will not accept any inquiries regarding application results.

## STEP 6 Complete the Enrollment Procedures

Successful applicants are required to complete the following actions:

- First Enrollment Procedures:
  - Action 1: Pay the required admission fee, tuition, and other fees
  - Action 2: Submit visa-related documents (if applicable)
- Second Enrollment Procedures: Details will be announced to those who completed the First Enrollment Procedures
  - Action 3: Send official documents for verification purposes
  - Action 4: Complete online registration

## TIMELINE

Application Period	Results Announced Period	First Enrollment Procedures		Second Enrollment Procedures	
		Action 1	Action 2	Action 3	Action 4
Early Admission	Early Decision	March 11 - 29, 2024	March 11 - April 5, 2024	TBA	TBA
Regular Admission	Pass	April 15 - May 7, 2024	April 15 - May 14, 2024		
	Accepted from the Waitlist (1st)	May 20 - 24, 2024	May 20 - 31, 2024		
	Accepted from the Waitlist (2nd)	June 3 - 7, 2024	June 3 - 14, 2024		

### First Enrollment Procedures - Action 1: Pay the required admission fee, tuition, and other fees

The admission fee, school expenses, and other fees for the first semester must be paid within the period designated above. Failure to make the payments in time will result in the invalidation of your enrollment. Detailed instructions on payments will be sent to successful applicants.

(In Japanese yen)

	2024	2025		2026		2027		2028
	Fall	Spring	Fall	Spring	Fall	Spring	Fall	Spring
Admission Fee (Registration Fee)	200,000							
Tuition Fee	745,000	745,000	845,000	845,000	845,000	845,000	845,000	845,000
Student Health Promotion Mutual Aid Association Membership Fee	1,500	1,500	1,500	1,500	1,500	1,500	1,500	1,500
Alumni Association Membership Fee								40,000
Total	946,500	746,500	846,500	846,500	846,500	846,500	846,500	886,500

\*The amount of fees indicated above is subject to change.

#### Notes on fees and payment:

- (1) From the second year on, the School Expenses and other fees include Tuition, Student Reading Room Fee, Academic Association Annual Fee, and Waseda University Student Health Promotion Mutual Aid Association Fees (Student Health Insurance Fee). In addition, JPY 40,000 for the Alumni Association Membership Fee (automatic enrollment in the Alumni Association for up to 10 years after graduation) is required for the fourth year.
- (2) Waseda University uses an automatic account transfer system for payment of School Expenses and other fees. School Expenses and other fees for the spring semester are scheduled to be deducted from your registered bank account on May 5. From the second year on, School Expenses and other fees for the fall semester will be deducted from your registered bank account on October 5. If financial institutions are closed on May 5 or October 5 due to public holiday or the like, the account transfer will be processed on the next following business day.

#### Notes on refund, transfer, and exemption:

- (1) As a rule, we do not refund School Expenses or other expenses once they are paid. However, if you do not enter Waseda University due to unavoidable circumstances, or fail to meet entrance qualifications prior to enrollment, we may refund only the School Expenses for the first semester (not the Admission Fee) to you.
- (2) If you have been accepted by one of the undergraduate schools at Waseda University and completed payment of Admission Fees, School Expenses, and other Fees to the school, but were later accepted by your preferred undergraduate school, you can choose to enter your preferred undergraduate school and have the amount you already paid be transferred to that school. However, this procedure can be done only when the enrollment procedure periods (payment periods) of the two schools do not overlap AND if the date of enrollment for both schools is same.
- (3) If you are currently enrolled in, graduated from, completed, or withdrawn from an undergraduate, graduate, or specialized program of Waseda University, you are not required to pay the Admission Fee (Registration Fee).
- (4) For more information about these procedures, refer to the "Guide to Enrollment Procedures" sent to successful applicants or contact the School.

## First Enrollment Procedures - Action 2: Submit visa-related documents

If your nationality is not Japanese and you are not a legal resident in Japan, the School will apply for the Certificate of Eligibility (COE) on your behalf. Detailed procedures will be notified to the successful applicants only.

### <What is a Certificate of Eligibility (COE) ? >

A Certificate of Eligibility (COE) is a document which is issued by the Immigration Services Agency as evidence that the applicants meet the conditions for landing in Japan and applying for a visa.

International students who are admitted to Waseda University are able to apply for a status of residence "Student". Those with the status of residence "Student" are eligible to apply for tuition reduction/exemptions and scholarships for international students. Those with a status of residence other than "Student" are eligible to enter Waseda University but be aware that you cannot use various services and systems intended for international students as stated above.

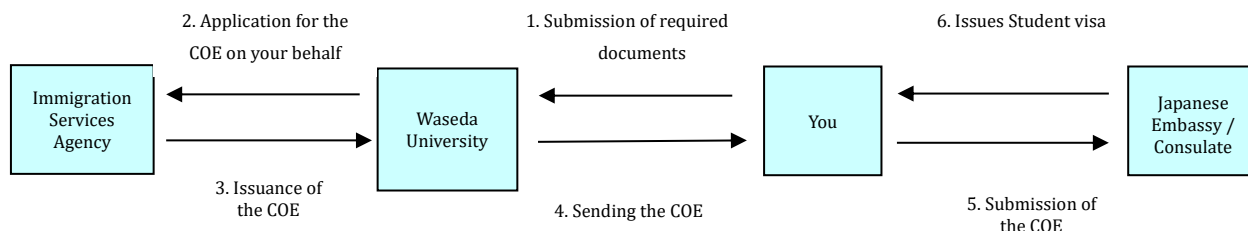
Take note that students are not eligible to enroll in the University with a "Temporary Visitor" visa status. Carefully read below and take the necessary measures.

### <Visa Application Procedures>

In order to apply for a status of residence, you will first need to obtain a certificate of eligibility (COE) from the Immigration Services Agency, located in Japan. Limited to students with foreign citizenship and living outside of Japan who have completed enrollment procedures, Waseda University will apply for a COE to the Immigration Services Agency on the student's behalf.

After the COE is issued, Waseda University will send it to the student. Upon receiving the COE, **you will need to take the COE and other documents (e.g. your passport) to the Japanese embassy or consulate in your country of citizenship/residence to apply for a "Student" visa.** The COE expires in 3 months of issuance, so be sure to acquire your visa within 3 months and enter Japan.

### <"Student" Visa Acquisition Process (1 → 2 → 3 → 4 → 5 → 6)>



#### NOTE:

- 1) The entire process takes **approximately two to three months** thus submit the COE documents at the time of enrollment procedures.
- 2) **If you hold a dual citizenship of Japan and another country, you cannot apply for the COE/Student visa.**
- 3) If you currently have a status of residence "Student", process the "application for extension of period of stay" as necessary. You are able to apply for an extension of period of stay up to three months before your status of residence expires. Please contact the Immigration Services Agency for further details.
- 4) If you have a status of residence "Temporary Visitor", as a general rule, you will need to temporarily leave Japan and apply for status of residence "Student." For details on how to apply for a status of residence "Student," please refer to the above.
- 5) If you currently have a status of residence such as "Long Term Resident", "Dependent" etc., there is no need for you to undertake any procedures. However, if you wish to change your status of residence to "Student," you will need to apply for a change of status of residence. For more details, contact the School.
- 6) Waseda University acts on your behalf to apply for a "Student" status of residence only. If you wish to apply for other types of status of residence, you need to make an application by yourself at the Immigration Services Agency.
- 7) If you do not submit the necessary documents or the submitted documents are incomplete, Waseda will not be able to apply for a COE on your behalf.
- 8) The Immigration Services Agency may require you to submit additional documents.
- 9) An applicant who wishes to withdraw from enrolling in Waseda after receiving the COE must follow the procedure for the withdrawal of enrollment and immediately return the COE to Waseda University. If you are accepted by another university in Japan, please make sure that you do not apply for a COE at more than one university. If there are multiple applications, the COE cannot be issued.
- 10) The Immigration Services Agency is solely responsible for decisions regarding status of residence. If issuance is delayed or application is not approved, Waseda University cannot be held responsible for the cancellation fee of your air ticket and other inconveniences. Please be careful when you book your flight.

## Second Enrollment Procedures - Action 3: Send official documents for verification purposes

Official documents must be submitted in order to prove the originality of the documents listed below whose digital copies were submitted at the time of application. If you are unable to provide an official certificate by the designated deadline, you will be considered to have failed to meet the entrance qualifications. Discrepancies may be considered as falsification/fabrication of application documents, and thus your admission may be revoked.

### <Required Documents>

Document	Notes	Deadline
Academic Transcript	<ul style="list-style-type: none"> <li>Must include the same contents as in the materials you submitted during application.</li> </ul>	TBA
Standardized Test Score	<ul style="list-style-type: none"> <li>Must be the same contents as in the materials you submitted during application.</li> <li>Applicants who submitted SAT, ACT, or IBDP final grades during application are NOT required to send certificates again.</li> <li>Applicants who submitted predicted scores (e.g., IBDP, GCE A-level, HKDSE etc.) must submit both certificates for the predicted scores and the final scores.</li> <li>For GCE A-level final grades: <ul style="list-style-type: none"> <li>Cambridge Assessment International Education: Submit score certificates issued by the Examination Board by yourself. Photocopies are acceptable. The School will verify their authenticity with Cambridge, so there is no need for you to have them sent directly to us.</li> <li>Other Examination Boards (e.g., Pearson Edexcel, AQA, etc.): Arrange to have your score certificates directly sent from the examination boards.</li> </ul> </li> <li>Applicants who submitted Gaokao must submit English version of "Verification Report of China College Admission Examination Scores" directly from CSSD (学信网).</li> </ul>	
Certificate of Graduation	<ul style="list-style-type: none"> <li>Must show that you have actually graduated from the school.</li> <li>Certificate of Expected Graduation is NOT required (nor accepted) for those who uploaded it during application.</li> <li>Applicants who sat for China High School Academic Proficiency Test (Huikao/会考) must submit English version of "Verification Report of China Secondary Education Qualification Certificate" directly from CSSD (学信网).</li> </ul>	TBA

### <What makes a document "Official"?>

An official document is one that meets all the following three conditions:

- (1) Issued by the educational institution (e.g., the high school), government, exam board, or test provider
- (2) Issued for third-party use
- (3) Submitted via one of the following methods:

Submission Method	Who should send	Notes
Post	Applicants/ institutions	<p>We accept:</p> <ul style="list-style-type: none"> <li>- An “original” document: One with stamp, seal, watermark, or signature of the issuer on ALL pages.</li> <li>- A “certified” document: Copy of the original document that has been deemed equivalent to the original with an official seal from the issuing institutions (e.g., a high school) or another institution (e.g., a notary public).</li> </ul> <p>A simple photocopy is NOT acceptable.</p> <p>If your documents are sealed in an envelope by the institution, do NOT open it, as it may lose its validity once opened.</p>
E-mail	School officials (administrators, counselors, etc.)	The e-mail must be sent through a school domain e-mail address. If your school does not have an official domain, the official documents must be sent by post.
Digital Credential Service	<p>Arrange to send via:</p> <ul style="list-style-type: none"> <li>- National Student Clearinghouse</li> <li>- Parchment Exchange</li> <li>- CHSI (中国高等教育学生信息网(学信网))</li> <li>- OpenCerts (Singapore)</li> <li>- International Baccalaureate Organization</li> <li>- Examination Boards of GCE A-level (e.g., Pearson Edexcel, AQA, etc.)</li> </ul>	

[Send to]      Postal Mail: See the last page of this guide.  
                     E-mail / Digital Credential Service: [sils-ent@list.waseda.jp](mailto:sils-ent@list.waseda.jp)

## Second Enrollment Procedures - Action 4: Complete online registration

The details will be announced in late July for the successful applicants who have completed the first enrollment procedures above.

## STEP 7 Preparations for Enrollment (Scholarships, Dormitories, etc.)

### Scholarships

#### Prior to Enrollment Scholarships

Applicants who have applied during the Early Admission and received an Early Decision will have priority in “Prior to Enrollment Scholarship”. The decision for awarding scholarships is based on the excellence in screening results. Eligible recipients will be notified by the School during the first enrollment procedure period (March 2024).

Early Admission	Regular Admission
-----------------	-------------------

Received an Early Decision
----------------------------

Prior to Enrollment Scholarship	Number of Recipients	Scholarship Stipend	Eligibility
Reserved Scholarship for Successful International Examinees	10	500,000 yen for two years	Privately-funded international students who applied from overseas (A permanent resident in Japan, a long-term resident of Japan, a spouse or child of a Japanese national, or a spouse or child of a permanent resident of Japan are NOT qualified for this scholarship)
Partial Tuition-Waiver Scholarship for Privately Financed International Students	6	50% tuition waiver for one year	Privately-funded international students who hold or expect to hold a “student visa” status

\*Details are subject to change.

#### Post-enrollment scholarships

Waseda ranks at the top of Japanese universities in terms of both the number of scholarship recipients and the total funds disbursed. All Waseda-funded scholarships are outright grants rather than loans.

Students who wish to apply for scholarships need to complete the online scholarship registration form by the designated date.

Note that the application procedures and types of scholarships differ for Japanese\* students and international students.

(\*Including students with visa status such as “permanent resident”, “long-term resident”, “spouse or child of Japanese national” or “spouse or child of permanent resident”)

Detailed information on scholarship programs will be sent to successful applicants. An overview of different scholarship programs can also be found on the following websites:

Life Support for International Students (Scholarships) <https://www.waseda.jp/inst/cie/en/life/aid>

Waseda University Scholarship and Financial Assistance Section <https://www.waseda.jp/inst/scholarship/>

## Dormitories

---

Detailed information on dormitories will be sent to successful applicants. You may also refer to the following website.

- Waseda University Residence Life Center <https://www.waseda.jp/inst/rlc/en/>

## Arrival in Japan and Entrance Ceremony

---

The school year begins on September 21; however, orientations for the first-year students, placement tests, and other mandatory school events are scheduled in early September. Therefore, first-year students should plan to arrive in Tokyo in early September. The entrance ceremony will be held in late September. Further details on these ceremonies will be notified in due course.

## COMMON NOTES

### Notes on Application

---

#### (1) Communication Method

The School will contact to applicants via TAO message and/or e-mail address that you registered on TAO when we notify incomplete documents, examinee number, interview invitation and enrollment procedures, etc. Be sure to add our sending domains ("list.waseda.jp" and "admissions-office.net") to your list of accepted email senders to ensure that you receive our emails. The School will not be responsible for any consequences caused by the applicants' failure to receive, read, and/or reply to the messages sent from the School.

#### (2) Change in Contact Information

If there is any change of e-mail address, postal address, or telephone number, send an e-mail from your registered e-mail address to the School.

#### (3) Special Needs

If due to disability or a serious medical condition, etc., you require special care during screening or after enrollment, contact the School.

#### (4) Requirements for Expected Students

If you submitted a certificate to demonstrate that you are expected to meet the qualifications to enter Waseda University in order to meet the eligibility stated in the application guide at the time of application, you must submit a certificate to certify that you have indeed met the requirement before enrollment. You will not be allowed to enter Waseda University if you fail to do so.

## University Regulations

---

### (1) Waseda University Code of Misconduct

Waseda University seeks to ensure that all admission procedures are properly administered, and all applicants have the opportunity for a fair and equitable process. Please read the following points carefully.

- A. You may be deemed to have committed a dishonest act if you falsified, fabricated, plagiarized, or modified a document or any other information submitted to the University.
- B. Your actions may be considered dishonest if you take the interview for another applicant, if another person takes the interview in your place, or if you conduct other acts impairing the fairness of the interview.
- C. If a dishonest act is identified, any decision taken regarding your application may later be invalidated,



without the return of your application documents and screening fee.

- D. In case misconduct is suspected, the University may inquire about the authenticity, etc., of documents, materials, theses, and information, etc., submitted to the University (hereinunder, "Submitted Documents") by providing said Submitted Documents to the issuers, providers, theses review entities, etc. By submitting or providing the Submitted Documents to the University, the applicant agrees to the University's right to make such inquiries.
- E. In addition, the following responses may be taken if a dishonest act is identified:
- 1) The applicant may not be allowed to continue taking the interview or to participate in any other admissions at Waseda University during the year. Screening fees will not be returned.
  - 2) The results of all admissions taken by the applicant at Waseda University during the year may become invalid.

If, after enrollment, a student is found to have committed misconduct, he/she may be subject to a range of disciplinary action up to and including expulsion from the University, in accordance with the University's rules and regulations.

**(2) Unforeseen Circumstances that are beyond Human Control (Force Majeure Events):**

In cases of unforeseen circumstances that are beyond human control, such as a natural disaster (e.g., typhoons, earthquakes, flooding, tsunamis) and/or accident, such as fire, power failure, an unstable internet connection and so on, measures including delaying the start of the exam or postponing of the exam, etc., may be taken. However, in such an event, we will bear no responsibility for any resulting inconvenience, expenses, or other personal loss that you may incur.

## Basic Policy Statements

---

**(1) Handling of Personal Information**

Waseda University utilizes your information (addresses, names, dates of birth, etc.) collected at the time of application in order to carry out operations such as the entrance examination, announcement of screening results, and enrollment procedures. We will take necessary and proper measures to protect such information from leakage, disclosure, or unauthorized use. All or part of the above operations may be outsourced to an agency. In such cases, the agency will be contractually required to maintain necessary and proper management. The University may inquire about the authenticity, etc., of documents, materials, theses, and information, etc., submitted to the University (hereinunder, "Submitted Documents") by providing said Submitted Documents to the issuers, providers, theses review entities, etc. By submitting or providing the Submitted Documents to the University, the applicant agrees to the University's right to make such inquiries. In addition to the above, personal information may be used as materials for studies and research to improve our entrance examinations. The information will be statistically processed to prevent any individuals from being identified.

**(2) Collecting information on Gender and Sexual Diversity**

Waseda University collects gender information only when there are justifiable reasons, and keeps such cases to a minimum. The information does not affect the screening result. For details, please refer to the following website: <https://www.waseda.jp/inst/diversity/en/support/sexual-minority>



## Revision History

Date of revision	Version	Page	What was revised
September 15, 2023	1.0	n/a	(original version)
October 13, 2023	1.1	22	• Links are activated. • Modified the Scholarship Stipend of Partial Tuition-Waiver Scholarship for Privately Financed International Students.
		23	• Modified (1) Communication Method.
December 11, 2023	1.2	10	• Added that IELTS One Skill Retake is not acceptable.

## Contact

Admissions Office, School of International Liberal Studies,  
Waseda University

4th Floor, Building 11, 1-6-1, Nishi-waseda, Shinjuku-ku, Tokyo 169-8050, Japan

Business hours: 9:00 am to 5:00 pm (Japan Standard Time), Mon. through Fri.

**\*\*\* For Inquiries \*\*\***

<https://bit.ly/3PDE3VF>



- \* Please read this Guide, List of Application Documents by Educational System and the FAQs on our website thoroughly before making inquiries.
- \* Please make all inquiries via the designated form in order for us to keep records of all communications with our applicants.
- \* The SILS office is closed from December 29, 2023 to January 8, 2024. Inquiries will not be answered during this period.