



School of International Liberal Studies (SILS) WASEDA UNIVERSITY

Application Guidelines <for entrance in September 2020>

Timeline* for 2020 September Admission

Application / Screening Fee Payment Period	[Early Bird Admission] January 10 – January 23, 2020 [Regular Admission] January 24 – February 28, 2020	Page 6
Notification of Application Number (email)	[Early Bird Admission] March 3, 2020 [Regular Admission] April 14, 2020	Page 19
Announcement of an Early Bird Decision	[Early Bird Admission ONLY] March 10, 2020	Page 20
Announcement of Document Review Results	April 21, 2020	Page 20
Announcement of a Conditional Offer	May 14, 2020	Page 21
Interview	May 23, May 30, June 6, 2020 (one of the dates above)	Page 21
Announcement of Interview Results	June 19, 2020	Page 22

*The timeline indicates Japan Standard Time (JST)

Admissions Office, School of International Liberal Studies

Address	4F, Building 11, 1-6-1 Nishi-Waseda, Shinjuku-ku, Tokyo 169-8050, Japan
Tel / Fax	+81-3-5286-1716 / +81-3-5286-9736
E-Mail	sils-ent@list.waseda.jp
URL	http://www.waseda.jp/fire/sils/
Business Hours	9:00 to 17:00 (Japan Standard Time), Monday through Friday *The office will be closed from December 28th, 2019 to January 5th, 2020 due to the New Year holidays.

Table of Contents

STEP 1	Preparation for Application	p.2
STEP 2	Application Procedures	p.6
STEP 3	Details of Application Documents	p.12
STEP 4	Screening Procedures and Schedules	p.19
STEP 5	Enrollment Procedures	p.24
STEP 6	Scholarships / Preparation for Enrollment	p.26

STEP 1 Preparation for Application

1-1 : About AO September Entry

“AO September Entry” does not restrict applicants depending on the country where their high school is located, the educational system they have taken or their nationality.

1-2 : Admissions Policy

SILS welcomes domestic and international students with strong basic academic skills and intellectual curiosity.

The school is committed to recruiting students-

1. who are strongly motivated to study in English.
2. with the linguistic ability or potential to communicate effectively in at least English/Japanese.
3. with the all-round academic ability or potential to approach problems from more than one disciplinary perspective.
4. with the critical ability or potential to analyze issues from an independent perspective.
5. with the rhetorical ability or potential to express themselves with clarity and precision when presenting or discussing ideas and information.
6. who bring a wide range of cultural and educational experience both at the local and the global level to the SILS community.
7. who have the adaptability and flexibility to respond to the social and psychological challenges of living and studying in an unfamiliar environment.
8. who have the readiness and willingness to consider intellectual and moral questions from an international and comparative perspective.

Each single admission route into SILS is intended to embody several of these principles, while the overall admissions system endeavors to reflect them all.

1-3 : Academic Year and Number of Students to be Admitted

Academic Year	Number of students to be admitted	Degree
First Year	125 *Early Bird Decision: approx. 70 students	B.A. in International Liberal Studies

*There are no restrictions regarding the applicant's nationality or country of residence.

*The School **does not admit second - or third -year transfer students.**

1-4 : Applicant Eligibility**Academic background**

You must meet one of the following requirements.

- A. At the time of application, you must meet one of the following qualifications;
- (1) You have completed or are expected to complete secondary education and formal school education for 12 years or more outside Japan.
 - (2) You have completed or are expected to complete secondary education and formal school education for 12 years at an international school that has been accredited by an international accreditation institution 1 ^(a) .
 - (3) You have completed or are expected to complete formal school education at a foreign school in Japan, designated by MEXT ^(b) as is equivalent to a high school in Japan ^(c) .
 - (4) You have obtained or are expected to obtain one of the following qualifications: International Baccalaureate Diploma, Baccalauréat, Abitur, or General Certificate of Education Advanced Level
 - (5) You have completed or are expected to complete secondary education and formal school education for 11 years in the specific countries designated by MEXT ^(d) .
 - (6) You have completed or are expected to complete a college preparatory course designated by MEXT after completing a formal education of less than 12 years, other than the cases specified in No. 5 above.
 - (7) You have graduated or are expected to graduate from a “High School” or a 6-year “Secondary School” in Japan , or you meet one of the qualifications in Note ^(e) .
- B. You are 18 years old or older as of the expected enrollment date, AND you meet either one of the following qualifications;
- (1) You have passed, at the time of application, a qualification exam that proves you are equivalent to or higher in scholastic ability than those who have completed a 12-year education curriculum outside Japan.
 - (2) You have passed, or are scheduled to pass by the expected enrollment date, the high school equivalency examination given by MEXT.
- C. You are 18 years old or older as of the expected enrollment date, AND you are recognized individually by the School of International Liberal Studies as having met the requirements equivalent to A or B above.

IMPORTANT NOTES

- (a) WASC (Western Association of Schools and Colleges), ACSI (Association of Christian Schools International), CIS (Council of International Schools)
- (b) “MEXT” in this section refers to the Minister of Education, Culture, Sports, Science and Technology.
- (c) Foreign schools in Japan designated by MEXT (in Japanese)
http://www.mext.go.jp/a_menu/koutou/shikaku/07111314/003.htm
- (d) Designated 11 year school education equivalent to a “High School” in Japan: Belarus, Myanmar, Peru, Russia, Sudan, Uzbekistan
- (e) Other qualifications are;
 - You have graduated or are expected to graduate from a high school part of a “School for Special Needs Education” or completed the 3rd grade of a 5-year “College of Technology” in Japan
 - You have graduated or are expected to graduate from a school for Japanese outside Japan which is designated by MEXT as is equivalent to high schools in Japan
 - You have completed or are expected to complete an upper secondary course at a specialized training college designated by MEXT
- (f) If you are expected or scheduled to meet any of the qualifications above, you must meet those before the first date of enrollment .
- (g) Eligibility is not decided by nationality or length of period living abroad.

NOTE:

- Those who “have completed or are expected to complete secondary education and formal school education for 12 years or more outside Japan” refers to those who have completed elementary and secondary school education, whether in Japan or outside, and who in the end graduated from a formal secondary educational institution in a foreign country
- If you have completed a standard 12-year elementary and secondary school education curriculum in less than 12 years as a result of grade-skipping or early graduation and thus are younger than 18 years of age as of entry into university, please contact the Admissions Office of SILS for information on your eligibility for application.
- If you have studied at schools both in and outside Japan, there is no requirement set on the periods during which you were registered at the schools. However, certificates of your academic results for the entire period during which you studied at secondary high school or its equivalent must be submitted.
- Applicants qualification is not decided by your nationality.

1-5 : Individual Review of Eligibility

If you are not sure whether you meet the requirements for applicant eligibility or if you wish to verify your eligibility, please contact the SILS Admissions Office to inquire about your qualifications to apply for admission. For more details, please refer to the instructions below.

Deadline	December 20, 2019
How to apply	<p>Please fill in “Individual Review Form (prescribed form; download from the SILS website)” and send it to the SILS office via E-mail (sils-ent@list.waseda.jp).</p> <p>Please note that we may request you to submit additional documents (e.g. transcripts, graduation certificates, Certificate of University Entrance Qualification Examinations) upon receiving your e-mail.</p>
Notification of Review Results	Applicants will be notified of review results by E-mail.

1-6 : SILS Curriculums

SILS provides two education curriculums: Study Plan 1 for students whose first language is Japanese and Study Plan 2 for students whose first language is not Japanese. In general, which curriculum you are categorized into is automatically decided by your first language. However, please select and apply for the curriculum which seems to be most suitable for you with reference to the following table of differences between these two curriculums.

- The Study Plan you indicate might be changed as a result of the screening.
- The Study Plan will be indicated on the pass certificate.
- If you have any questions about the Study Plan, inquire at the Admissions Office of SILS.

	Study Plan 1	Study Plan 2
Definition	母語が日本語の学生で、日本語による科目履修(読解力、会話力、聴解力、文章作成能力共に)に支障のない学生。	<ul style="list-style-type: none"> • Students whose first language is not Japanese. • Those students whose first language is Japanese, however, may choose to take Study Plan 2 if they expect to experience difficulty in taking classes given in Japanese, or if they have resided in a foreign country for an extended period of time.
Curriculum Content	<ul style="list-style-type: none"> • 英語科目が必修、様々な英語力補強のプログラムを用意しています。 • 英語能力が一定基準を超えている場合、英語科目の一部が免除されます。 • 大学在学中の一年間の海外学習期間(留学)が必須 • 1年次に行われる基礎演習A等、一部の授業が日本語で行われます。 	<ul style="list-style-type: none"> • These students are required to take Japanese courses according to their level. • Students whose Japanese proficiency satisfies certain criteria are exempted from taking certain Japanese courses. • Students whose English proficiency satisfies certain criteria are exempted from taking certain English courses. • Study abroad is optional.

Study Plan 1

Type	Foreign Languages	Statistics	Seminars	Lectures	Electives
Courses	-English -Other Foreign Languages	-Introductory Statistics	-1st Year Seminar (in Japanese) -Intermediate Seminar -Advanced Seminar -Directed Studies for Senior Thesis	-Introductory Courses -Intermediate Courses -Advanced Courses	-Foreign Languages -Lectures -Overseas Study Preparatory Course - University-wide Open Courses -Courses Taken during Overseas Study Program, etc.
Credits	15	2	20	40	47
Credit Requirement for Graduation 124 credits					

Study Plan 2

Type	Foreign Languages	Statistics	Seminars	Lectures	Electives
Courses	-Japanese -English -Other Foreign Languages	-Introductory Statistics	-1st Year Seminar (in English) -Intermediate Seminar -Advanced Seminar -Directed Studies for Senior Thesis	-Introductory Courses -Intermediate Courses -Advanced Courses	-Foreign Languages -Lectures - University-wide Open Courses -Courses Taken during Overseas Study Program, etc.
Credits	31	2	16	40	35
Credit Requirement for Graduation 124 credits					

STEP 2 Application Procedures

2-1 : Application / Screening Fee Payment Period

Early Bird Admission	Regular Admission
January 10 – 23, 2020	January 24 – February 28, 2020

NOTE:

- The Early Bird Admission is a nonbinding process. You may apply to any other universities, as long as the decision is nonbinding.
- If your documents do not arrive at the SILS Admissions Office by the deadline of the Early Bird Admission period, your application will be considered as a regular admission.
- Applicants may only apply once for either Early Bird Admission or Regular Admission.

2-2 : Screening Fee

Please be sure to pay the screening fee during the designated period. The amount you must pay depends on **where you live at the time of application (regardless of nationality)**. You may be asked to provide documentary proof of residence if you reside outside Japan.

Place of residence at the time of application	Nationality	Screening fee (in Japanese yen)
Outside Japan	No nationality restriction (including Japanese applicants)	5,000
Japan	No nationality restriction (including non-Japanese applicants residing in Japan)	35,000

NOTE:

Applications cannot be accepted unless the screening fee has been paid.

The screening fee, once paid, will not be returned under any circumstances. However, a full screening fee will be refunded if you fall into one of the cases below.

- 1) You paid the screening fee, but failed to apply.
- 2) You paid the screening fee, but submitted application documents after the deadline.
- 3) You paid the screening fee and submitted application documents, but your application was rejected before screening, since you do not meet any of the eligibility criteria.

If you fall into one of the cases above, please contact the SILS Admissions Office. Any handling fees which may be incurred for refund must be paid by the applicant.

2-3 : Payment of Screening Fee

① Payment by Credit Card/Online Payment System (“China UnionPay” or “Alipay”)

- Access the online screening fee payment website (<https://e-shiharai.net/ecard/>) and complete the required procedure. In the “Category Selection” page of the website, make your selections as follows:

First Selection	September Admissions
Second Selection	School of International Liberal Studies
Third Selection	September 2020 Admission
Fourth Selection	[Applicant Residing Outside Japan] SILS September
* choose one	[Applicant Residing in Japan] SILS September

- After completing the transaction, print out the “Result” page and attach it to the Check Sheet.
- Check details for the “Payment method of screening fee (Credit Card /Online Payment System [“China UnionPay” or “Alipay”])” from the following URL:
<http://www.waseda.jp/fire/sils/en/applicants/admission/>
- The payment can be made anytime, 24 hours a day.
- The payment can be made with a credit card held in the name of a person other than the applicant.
However, make sure to enter the applicant’s personal information in the Basic Information page of the website.

② Payment at a convenience store <Only for applicants who reside in Japan>

- To make a payment at a convenience store, you must complete the designated application procedure in advance by accessing the “screening fee convenience store payment site” (<http://e-shiharai.net/>) (Japanese only) on the Internet via personal computer or mobile phone.
- After making the payment, detach the “Certificate of Payment of the Screening Fee” on the Screening Fee Handling Description, paste it to the designated space (for the Certificate of Payment of the Screening Fee) on the “Check Sheet”, and submit it.
- Check details for the “Payment method of screening fee (Convenience Store Easy-Pay System)” from the following URL:
<http://www.waseda.jp/fire/sils/en/applicants/admission/>
 - The payment can be made anytime, 24 hours a day, even on Saturdays, Sundays, and holidays. However, note that application via the website will end at 23:00 and procedure by the information terminal at a convenience store will be available until 23:30 on the last day of the payment period.
 - If a family member or acquaintance conducts the procedure for the applicant, the family member or acquaintance must enter the applicant’s information.

2-4 : Screening Fee Waiver Program (limited to applicants from specific countries)

Waseda University provides a screening fee waiver program for applicants from specified countries. Eligible applicants are required to read the following instructions and submit requests along with their application documents.

(1) Eligible Countries	Afghanistan, Angola, Bangladesh, Benin, Bhutan, Burkina Faso, Burundi, Cambodia, Central African Rep., Chad, Comoros, D.P.R.Korea, Democratic Republic of the Congo, Djibouti, Eritrea, Ethiopia, Gambia, Guinea, Guinea-Bissau, Haiti, Kiribati, Laos, Lesotho, Liberia, Madagascar, Malawi, Mali, Mauritania, Mozambique, Myanmar, Nepal, Niger, Rwanda, Sao Tome and Principe, Senegal, Sierra Leone, Solomon Islands, Somalia, South Sudan, Sudan, Tanzania, Timor-Leste, Togo, Tuvalu, Uganda, Vanuatu, Yemen, Zambia , Zimbabwe
(2) Outline	You are eligible to apply for a screening fee waiver if you reside in one of the countries designated by Waseda University AND hold the nationality of one of the countries above.
(3) Eligibility	<p>The following conditions must be fulfilled:</p> <ol style="list-style-type: none"> 1) The applicant must reside in one of the countries classified as "Least Developed Countries" or "Other Low Income Countries" in the list of ODA recipients as published by OECD/DAC when they apply <u>AND</u> hold nationality of one of those countries (the applicant's country of residence and nationality do not necessarily have to be identical). <ul style="list-style-type: none"> *For the list of eligible countries, refer to "Eligible Countries" above *You are not eligible if you reside in Japan. 2) If you have dual nationality, you are only eligible if both nationalities are included on the list of eligible countries described in (1) above.
(4) Procedures	<p>When applying to an undergraduate school or graduate school of Waseda University, please enclose the following documents in the application documents instead of the certificate of payment for the screening fee (copy of the remittance form, etc.).</p> <ol style="list-style-type: none"> 1) Application Form for Screening Fee Waiver 2) Copy of passport (including all details) <ul style="list-style-type: none"> *The application for the screening fee waiver program must be made along with the application for admission. Applications made afterwards will not be accepted under any circumstances. *You are not required to pay the screening fee. However, if payment was made before the application for the screening fee waiver program, the screening fee will not be reimbursed. Please note that the University will not refund the screening fee if you mistakenly paid it. *In the event that you are found to be ineligible for the screening fee waiver program, or have made a false claim, you will be asked to settle the screening fee by the deadline of the application period.

2-5 : Application method

To apply for admission, you must complete all the following steps (1 to 6) by the deadline. If you fail to complete the steps, your application will be considered invalid.

Step 1: Payment of the Screening Fee

For detailed information, see pages 6 - 7 of the guidelines.

Step 2: Register an Online Application System Account

Access the URL below. Then follow the onscreen instructions and enter the required information to register for an account to use the Online Application System.

<https://www.apply.waseda.jp/>

Step 3: Create an Application Form

Sign in to your online application account and prepare the Application Form for SILS AO Admission by following the onscreen instructions. You can prepare and print the Application Form via the Online Application System only during the period below.

Online Application System opens from December 2nd, 2019 to 12:00PM (JST) February 28th, 2020

NOTE:

- For those opened / created an account within a year, there is no need to open a new account (the account is valid for one year).
- The Online Application must be created and printed during the Online Application period.
- Your application must be created, printed and sent to the SILS Admissions Office by the deadline. If you fail to complete this procedure, your application will be rejected.

Step 4: Review the Data Entered in the Online Form

Double check the data entered in the online form once before finalizing. **To review your application, please click on the letters STEP1 – STEP 7 on the ‘Review Application’ page.**

早稲田大学オンライン出願システム
Waseda Online Admissions Application

Inquiry Logout

Home Start a New Application **Review/Update/Print Your Application** Update Account Information Change Password

Review Application

※To review your application, please click on the letters; STEP1 - STEP7.

STEP1 STEP2 STEP3 STEP4 STEP5 STEP6 STEP7 **Click here**

STEP1. Personal Details

Personal Information	
Legal Name(Family)	
Legal Name(Given)	
Legal Name(Middle)	
Date of Birth	
Gender	
Country of Citizenship	
Dual Citizenship	

Step 5: Finalize the Online Application System

Make sure to click the **FINALIZE** button to complete the application form. Applicants who **skipped the step FINALIZE** will not be accepted.

Step 6: Submit the Application Documents

- Print out your Online Application form. **Do not use double-side printing when you print the form.**
- Enclose all application documents (including the hard copy of the Online Application form) in an envelope and send them to the address below by Simplified Registered Mail (or Simplified Registered Express Mail if the application deadline is approaching). Use EMS (Express Mail Services) or other courier service for applications from overseas.

Send the application documents to:

School of International Liberal Studies, Waseda University

Admissions Office: AO September Entry


SILS AO Admission Application

4th Floor, Building 11, 1-6-1, Nishi-Waseda, Shinjuku-ku, Tokyo 169-8050, Japan

Tel: +81-3-5286-1716 FAX: +81-3-5286-9736

NOTE:

- **Application documents must be sent by postal package. They will not be accepted if brought in person, faxed or emailed to the SILS Admissions Office.**
- Application documents must be received by the respective deadlines. We do not accept application documents that arrive after the deadline. Even sent via Express Mail Service (EMS) or international courier service, your application documents may take more than one week to reach us. Therefore, please send your application documents as early as possible so that they have enough time to reach us.
- **We do not inform applicants about the delivery status of application documents. To check whether your documents have been received or not, contact the post office or the courier with the tracking number given by them.** You can also find out whether your application has been received by the SILS Admissions Office, by accessing the “Review / Update / Print Your Application” menu of the Online Application System (please note that it may take a couple of days after the arrival of your application packet for the status of your application documents to be reflected on the page).



早稲田大学オンライン出願システム
 Waseda Online Admissions Application

[お問い合わせ/Inquiry](#)
[ログアウト/Logout](#)

ホーム
Home

志願票作成
Start a New Application

志願情報の
確認・変更・印刷
Review/Update/Print
Your Application

アカウント情報変更
Update Account
Information

パスワード変更
Change Password

出願状況一覧/ Application Status

1件~9件 (全9件)

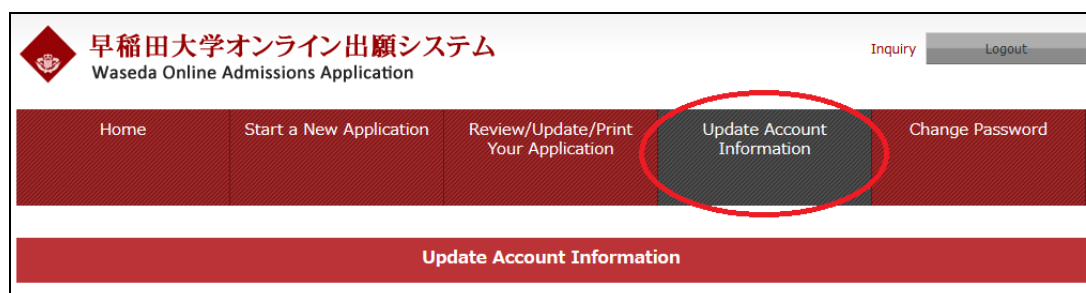
入試区分名/Admissions Category	
オンライン出願期間/Online Application Period	
出願書類到着締切日/Deadline for Application Documents	
入学年月日/Entrance Date	
ステータス/Status	書類到着(Application Documents Received)
	<div style="display: flex; justify-content: space-around; margin: 0;"> <div style="text-align: center; border: 1px solid gray; padding: 2px 5px;"> 志願票確認 /REVIEW APPLICATION </div> <div style="text-align: center; border: 1px solid gray; padding: 2px 5px;"> 志願票印刷 /PRINT APPLICATION </div> </div>

2-6 : Notes on Application

- If you submitted a certificate to demonstrate that you are expected to meet the qualification to enter Waseda University in order to meet the eligibility stated in the application guidelines at the time of application, you must submit a certificate to certify that you have indeed met the requirement before enrollment. You will not be allowed to enter Waseda University if you fail to do so.
- Application documents must be complete for you to qualify to be screened. In the event that there are still some imperfections in the documents after the application period, you will be placed at a disadvantage. If we contact you concerning your application, please follow our instructions immediately.
- You may be deemed to have committed a dishonest act if you falsified, fabricated or plagiarized a document, material or information submitted in your application. In such a case, any decision taken on your application may later be invalidated, without the application documents and screening fee being returned.

If there is any change in your postal address, update your information on the Online Application System.

Only the postal address could be updated after finalizing.



If you expect to require special care during the entrance examination or after entering the university due to physical impairment, etc., please contact the SILS Admissions Office immediately. In addition, contact us if a serious injury or illness is expected to affect your ability to take the entrance examination. Please contact us immediately even if you find yourself in such situation after submitting your application.

Handling of personal information:

Waseda University utilizes your information (addresses, names, and dates of birth, etc.) collected at the time of application in order to carry out operations such as the entrance examination, announcement of screening results, and enrollment procedures. We will take necessary and proper measures to protect such information from leakage, disclosure or unauthorized use. All or part of the above operations may be outsourced to an agency. In such cases, the agency will be contractually required to maintain necessary and proper management. Please note that the personal information may be used as materials for studies and research to improve our entrance examinations. The information will be statistically processed to prevent any individuals from being identified.

STEP 3 Details of Application Documents

3-1 : Application Documents Overview

Required documents vary depending on the nationality and resident status of applicants in Japan. Be sure to submit all documents marked with a circle (○) in the table shown below.

For the items with "Download" indicated in the "Online/Download" column, prepare and submit the formats downloaded from SILS website. Prepare the Application Form via the Online Application System.

No.	Category Documents	Online/ Download	Japanese Nationals	Non-Japanese Nationals who are not legal residents in Japan	Non-Japanese Nationals who are legal residents in Japan
<Required Documents for Admission>					
①	Application Form • Attach a Color Photograph on page 1	Online Application System	○	○	○
②	Document to Prove Your Applicant Qualification	*1	○	○	○
③	Academic Transcript		○	○	○
④	Grading Scale		○	○	○
⑤	Certificate of University Entrance Qualification Examinations/ Standardized Tests		○	○	○
⑥	English Proficiency Test Score		○	○	○
⑦	Language Proficiency Test Score for a Third Language (other than English) (If applicable)		*2	*2	*2
⑧	Letter to Explain the Reason Why You Are Unable to Submit the Documents	Download	*3	*3	*3
⑨	Personal Identification		○	○	○
⑩	Check Sheet	Download	○	○	○
⑪	Certificate of Residence in Japan		×	×	○
—	Recommendation Letter		Recommendation letter is not a required document		
<Documents for Those Who Wish SILS to Apply for the COE on Their Behalf>					
⑫	Application Form for the Certificate of Eligibility (COE) • Attach a Color Photograph on page 1	Download	×	○	×
⑬	Certificate of a Deposit Balance of a Bank Account		×	○	×
⑭	Written Oath for Defraying Expenses	Download	×	○	×

*1: If no fixed format is used for a certificate of (expected) graduation at your high school, download the "TEMPLATE: Certificate of Graduation/ Expected Graduation" provided on SILS website, and fill it out (by typewriting or handwriting) and submit it with the official stamp of approval of your high school.

*2: If you have the score of the language proficiency test (a language must be other than English or your native language), you are encouraged to submit the test score.

*3: If you cannot submit the documents ⑤ above due to an unavoidable reason, make sure to download the document entitled "Letter to Explain the Reason Why You Are Unable to Submit the Documents" from SILS website, describe the reason in English and submit it to SILS.

3-2 : Details of Application Documents

Important Notice for Preparing Application Documents

*Applicable for all the documents listed below ①-⑭

- Be sure to submit **original documents** unless otherwise instructed.
- If you cannot submit the original documents, ask the SILS Admissions Office, your high school, or another appropriate office officially approved by the government to **authenticate a copy of the document** with the original before submitting the copy (**certified true copy**).
- Photocopy of documents **without authentication are considered invalid** unless otherwise instructed.
- Certificates must be prepared in Japanese or English. **For documents in other languages, attach a Japanese or English translation** notarized by an embassy, your high school or another appropriate office officially approved by the government. **If the certificate extends over two or more pages (or both-sided), all pages (or both sides) of the certificate will need the school stamp or the signature of the person issuing the document.**
- Do not staple documents. Group each set of documents with a paper clip.
- Do not put the documents in a file or a folder. Use simple packaging.
- **Documents which are once submitted will NOT be returned under any circumstances.**

① Application Form (Online Application System)										
[STEP 1] Personal Details	<ul style="list-style-type: none"> • The information registered at the time of account creation will be automatically entered. Review the information to check if they are correct. <u>Once you have completed registration, you cannot change the name (should be same as the name written on the passport), date of birth, and gender.</u> • If your registered name differs from the name on the other documents you have submitted, be sure to submit a document which certifies that all names belong to the same person. • Your first name in the online account is automatically changed to lower cases (except the first letter). 									
[STEP 2] Educational Background	<ul style="list-style-type: none"> • Enter all of your educational background in chronological order from elementary school as shown below. Schools currently attending or will attend in the future may also be listed up with the dates. e.g. <table style="display: inline-table; border: none; vertical-align: middle;"> <tr> <td style="padding-right: 10px;"><u>Tokyo/Japan</u></td> <td style="padding-right: 10px;"><u>Waseda Primary School</u></td> <td><u>2008/09 – 2014/06</u></td> </tr> <tr> <td><u>Seoul/Korea</u></td> <td><u>Waseda Junior High School</u></td> <td><u>2014/09 – 2017/06</u></td> </tr> <tr> <td><u>Beijing/China</u></td> <td><u>Waseda High School</u></td> <td><u>2017/09 – 2020/06</u></td> </tr> </table> 	<u>Tokyo/Japan</u>	<u>Waseda Primary School</u>	<u>2008/09 – 2014/06</u>	<u>Seoul/Korea</u>	<u>Waseda Junior High School</u>	<u>2014/09 – 2017/06</u>	<u>Beijing/China</u>	<u>Waseda High School</u>	<u>2017/09 – 2020/06</u>
<u>Tokyo/Japan</u>	<u>Waseda Primary School</u>	<u>2008/09 – 2014/06</u>								
<u>Seoul/Korea</u>	<u>Waseda Junior High School</u>	<u>2014/09 – 2017/06</u>								
<u>Beijing/China</u>	<u>Waseda High School</u>	<u>2017/09 – 2020/06</u>								
[STEP 3] Test Information	<ul style="list-style-type: none"> • For information on English Proficiency Test score and University Entrance Qualification Examinations & Other Standardized Tests, refer to pages 15 - 16. • How to fill out the “University Entrance Qualification Examination” section: -Fill in your test results other than New SAT Test in “Other Tests” column. <Holders of pre March 2016 SAT, IB or ACT test score> • Fill in your total score (SAT: Total score of Reasoning test/ IB: Total score of six subjects (excludes Extended Essay, Theory of Knowledge and Bonus Points) /ACT: Composite score) in “Score” column. Fill in “Old SAT”, “IB” or “ACT” in “Test Name” column. • If you send your score report along with the other documents for application, put “Attached ” in score column. 									
[STEP 4] Experience of Studying Abroad	<ul style="list-style-type: none"> • Enclose the enrollment certificate and the academic transcript issued by the educational institution where you studied abroad with the application. <ul style="list-style-type: none"> • Information to be entered in these fields are limited to experience acquired after graduating from junior high school or completed the first half of secondary schooling. • Enclose a copy of the certificate that bears both the name of the applicant and the period of attendance. • Photographs cannot be used as certifications. • Enter the [Ref. No.] that corresponds to the Application Form in the top right corner of the certificates so that they will be sure to correspond to each study abroad experience. • No undocumented claims are considered. 									

【STEP 5】 Plans	<ul style="list-style-type: none"> ● Enter your descriptions about both "TOPIC No. 1" and "TOPIC No. 2" indicated on the screen. ● <u>If your response does not follow the designated instructions or format such as the following cases, it will not be considered:</u> <ul style="list-style-type: none"> -You change the format. -You attach additional sheets. etc.
【STEP 6】 Academic Honors & Extra-curricular Activities	<ul style="list-style-type: none"> ● Information to be entered in these fields are limited to experience acquired after graduating from junior high school or completing the first half of secondary schooling. ● <u>Up to three activities</u> can be entered in this section. Choose the best according to your experiences. ● <u>If your response does not follow the designated instructions or format such as the following cases, it will not be considered:</u> <ul style="list-style-type: none"> -You change the format. -You list more than three honors/activities. -You attach additional sheets. etc. ● Along with the form, enclose a copy of the certificate, brochures, articles, certificates or other documents to prove your activities. (Enclose certificate that bears the name of the applicant and period of activities / honors.) Photographs cannot be used as certifications. <ul style="list-style-type: none"> ● Photocopies without authentication are accepted. ● Put the [Ref. No.] that corresponds to each honor/ activity on the Application Form on the top right corner of the certificates. ● No undocumented claims are considered.
【STEP 7】 English Essay	<ul style="list-style-type: none"> ● Please write an essay in English on your own in accordance with the following instructions. Follow the instructions on the screen when composing the essay. <div style="border: 1px solid black; padding: 5px; margin-top: 10px;"> <p>Identify a significant international event which took place in the last year and explain why you think it was important. Explain your choice within 600 words and 62 lines.</p> </div>
Color Photograph (affix on page 1)	<ul style="list-style-type: none"> ● After printing your Application Form, prepare a photograph in accordance with the following instructions and firmly affix it to the specified space "Section 2 Photograph". <ul style="list-style-type: none"> ● The picture should be 4cm (1.6 inch) long and 3cm (1.2 inch) wide (A color photograph (must be printed on matte or glossy photo quality paper) of yourself taken within last three months), borderless, and taken against a plain background. You should be looking straight ahead with your head uncovered. ● The photograph will be used to identify you on the day of the examination and also for your student identification card after admission. ● Photographs taken with hats or sunglasses are not accepted. ● Unclear photographs, such as snapshots and digital photographs, and photographs that do not clearly identify applicants due to their hairstyles or for other reasons are not accepted. ● Put your name on the back side of the picture.

②	Document to Prove Your Applicant Qualification	<ul style="list-style-type: none"> ● Submit a certificate to prove you have completed or are scheduled to complete 12-year education curriculum. e.g. A graduation certificate of the senior high school or a certificate of expected graduation of the senior high school. A document certifying the fact that you have passed or are scheduled to pass a high school equivalency examination. etc. ● If no fixed format is used for a certificate of graduation/expected graduation at your high school, download the "TEMPLATE: Certificate of Graduation/ Expected Graduation" provided on SILS website, and fill it out (by typewriting or handwriting) and submit it with the official stamp of approval of your high school. 						
③	Academic Transcript	<div style="border: 1px solid black; padding: 5px; margin-bottom: 10px;"> <p>Different types of documents may be required based on countries and regions where you have taken the secondary education. For detailed information, refer to the "List of Application Documents by Education System" from the URL below.</p> <p>http://www.waseda.jp/fire/sils/en/applicants/ao_list/</p> </div> <ul style="list-style-type: none"> ● Submit an academic transcript issued by your high school (or equivalent education institution) for the last three years attended (equivalent to three years of high school education in Japan). <ul style="list-style-type: none"> ● Students who have not yet graduated should submit an academic transcript with school grades for the period until the first term (semester) of the last year. ● If you have been enrolled in more than one school, submit the academic transcripts for all the schools that you have been enrolled in. If the school cannot issue the academic transcript because you have not been at the school long enough, submit a document issued by the school that certifies so. ● If you have passed the high school graduation equivalency examination, present documents certifying the results. <ul style="list-style-type: none"> ● If you are scheduled to pass the examination, present documents certifying that fact. ● No certification is required for exempted subjects or subjects that are expected to be exempted. ● If you have entered a tertiary education institution (university, college, etc.) after graduating from high school, submit the following certifications in addition to the above academic transcript. <table border="1" data-bbox="427 1171 1497 1420" style="width: 100%; border-collapse: collapse;"> <tr> <td style="padding: 5px;">Already graduated from a tertiary institution</td> <td style="padding: 5px;">An academic transcript with grades for the entire period until graduation</td> </tr> <tr> <td style="padding: 5px;">Still enrolled in the tertiary institution</td> <td style="padding: 5px;">An academic transcript with grades for the period until the school term before filing the application</td> </tr> <tr> <td style="padding: 5px;">Already left the tertiary institution before graduation, or on a leave of absence</td> <td style="padding: 5px;">An academic transcript with grades for the period attended (or took leave of absence from) the institution</td> </tr> </table> <ul style="list-style-type: none"> ● If grade certificates are unavailable for reasons such as that you haven't been enrolled in the tertiary institution for a long enough period of time, submit an enrollment certificate of the school instead of the academic transcript. 	Already graduated from a tertiary institution	An academic transcript with grades for the entire period until graduation	Still enrolled in the tertiary institution	An academic transcript with grades for the period until the school term before filing the application	Already left the tertiary institution before graduation, or on a leave of absence	An academic transcript with grades for the period attended (or took leave of absence from) the institution
Already graduated from a tertiary institution	An academic transcript with grades for the entire period until graduation							
Still enrolled in the tertiary institution	An academic transcript with grades for the period until the school term before filing the application							
Already left the tertiary institution before graduation, or on a leave of absence	An academic transcript with grades for the period attended (or took leave of absence from) the institution							
④	Grading Scale	<ul style="list-style-type: none"> ● Submit a document which includes the information of the grading scale/system of your high school (or equivalent education institution). ● If the transcript(s) bears the information of grading scale, you do not need to submit additional documents. If not, please submit a photocopy of website, school profile, or any other official document issued by your high school which certifies the grading scale/system. You may submit photocopies without authentication. 						
⑤	Certificate of University Entrance Qualification Examinations / Standardized Tests	<div style="border: 1px solid black; padding: 5px; margin-bottom: 10px;"> <p>Different types of documents may be required based on countries and regions where you have taken the secondary education. For detailed information, refer to the "List of Application Documents by Education System" from the URL below.</p> <p>http://www.waseda.jp/fire/sils/en/applicants/ao_list/</p> </div> <ul style="list-style-type: none"> ● Submit a certificate of university entrance qualification examinations or standardized tests. <ul style="list-style-type: none"> ● Even if you have not taken a university entrance qualification examination or a standardized test in your country, you can take such a test provided by a foreign country, and submit the score results. For example, you can take SAT or ACT, tests given under the section of "Education system of the United States of America" outside the U.S.A. ● 						

- If you ask the College Board (or IBO) to send your score report directly to the School of International Liberal Studies, use the Waseda University code: **SAT: 0837, ACT: 5473, IB:00549**. Even if you do so, we strongly recommend you to enclose your printed online score authenticated by your high school as there is a possibility that your directly-sent score does not reach the SILS Admissions Office by the application deadline.
- A new SAT, which has started from March 2016, and Pre-March-2016 SAT, which has ended on February 2016, will both be accepted. **For the new SAT, Essay is required and all scores of Evidence-Based Reading and Writing, Math and Essay must be reported. If any one of these scores is missing, your SAT will not be considered valid.**
- Certificates of the results of university entrance qualification examinations and other standardized tests provide important material for admission screening and for the selection of candidates for scholarships, so you are advised to submit these documents.
- If you fall into one of the following groups, please select (1) or (2) at "STEP 3 Test Information" on the "University Entrance Qualification Examination" section on the online application system and enter the required information.

No.	Case	Essential Descriptions
(1)	If you are a high school (secondary school) student at the time of application, and, due to the timing of graduation, you cannot submit the results of your country's or region's university entrance qualification examination or another standardized test during the application period since they come out after the deadline.	Test Name, Location, Date to be taken
(2)	You are receiving or have received your education in a country where there is no national standardized test for assessing your qualification to enter university.	Country/ Region of the high school from which you have graduated or are scheduled to graduate

- If you are scheduled to graduate a high school in Taiwan and plan to use GSAT (学測) taken in February 2020, submit your application documents EXCEPT the result of GSAT during the Regular Admission period, then submit your GSAT scores to the SILS admissions office by March 9th, 2020. For further information, please refer to the following URL.

<https://www.waseda.jp/fire/sils/news-en/2019/11/26/10127/>

⑥ **English Proficiency Test Score**

If you submit a certificate of university entrance qualification examination/standardized test administered for an education system in which the first language is English (such as **SAT, ACT, GCE, IBDP entirely taught in English** (Dual language DP is not applicable) etc, you are NOT required to submit a certificate to prove your English proficiency.

- Submit an original / authenticated copy of the following tests.

Only the tests taken on or after the following date are deemed as being valid:
January 1, 2018

TOEFL iBT	<ul style="list-style-type: none"> • Waseda University code is 9342 when sent directly from ETS. • We strongly recommend you to enclose your printed online score authenticated by your high school as there is a possibility that your directly-sent score does not reach the SILS Admissions Office by the deadline. • "MyBest Scores" is not accepted.
TOEIC L&R	<ul style="list-style-type: none"> • TOEIC-IP is not accepted • TOEIC S&W is not required
IELTS(Academic)	<ul style="list-style-type: none"> • IELTS(General Training) is not accepted • IELTS CDI is accepted.
GEPT(General English Proficiency Test)	<ul style="list-style-type: none"> • First Stage(初試) is not accepted
EIKEN (Test in Practical English Proficiency)	<ul style="list-style-type: none"> • Only the Certification Card (passing both writing and speaking tests) is accepted. • CBT, 1-Day, S-Interview are accepted.

⑦	Language Proficiency Test Score for Your Third Language (Other than English) (If Applicable)	<ul style="list-style-type: none"> ● Submit a language proficiency test of your third language (the “third language” must be a language other than English or your native language). ● Be sure to present original documents. Photocopy of documents without authentication are considered invalid. <div style="border: 1px solid black; padding: 5px; margin-top: 10px;"> <p>Only the tests taken on or after the following date are deemed as being valid: January 1, 2018</p> </div>
⑧	Letter to Explain the Reason Why You Are Unable to Submit the Documents	<ul style="list-style-type: none"> ● If you cannot submit the documents ⑤ above within the application period, make sure to submit the "Letter to Explain the Reason Why You Are Unable to Submit the Documents" (designated form) that describes the reason. ● Download the designated form from SILS website and enter information.
⑨	Personal Identification	<ul style="list-style-type: none"> ● Submit a photocopy of your passport or if you do not have a passport at the time of application, submit a copy of any identification documents that displays your date of birth and name in alphabet or Japanese. If you are a citizen of more than one country, please submit copies of all your passports. ●
⑩	Check Sheet	<ul style="list-style-type: none"> ● Make one choice for the interview date and place. In case you receive a Conditional Offer, your request will be taken into consideration when the interview location is decided. ● If you wish to have SILS apply for the COE on your behalf, check “yes” in Section 3 in the Check Sheet. ● Make sure to attach the “Certificate of Payment of the Screening Fee”. ●
⑪	Certificate of Residence in Japan	<ul style="list-style-type: none"> ● If your nationality is non-Japanese and you have residence status in Japan at the time of application, submit photocopies of both sides of your residence card. ● If you have a status for which a residence card is not issued, such as “diplomat” etc., please submit a certificate of residence (“Juminhyo”) indicating your nationality, residence status, and period of residence.

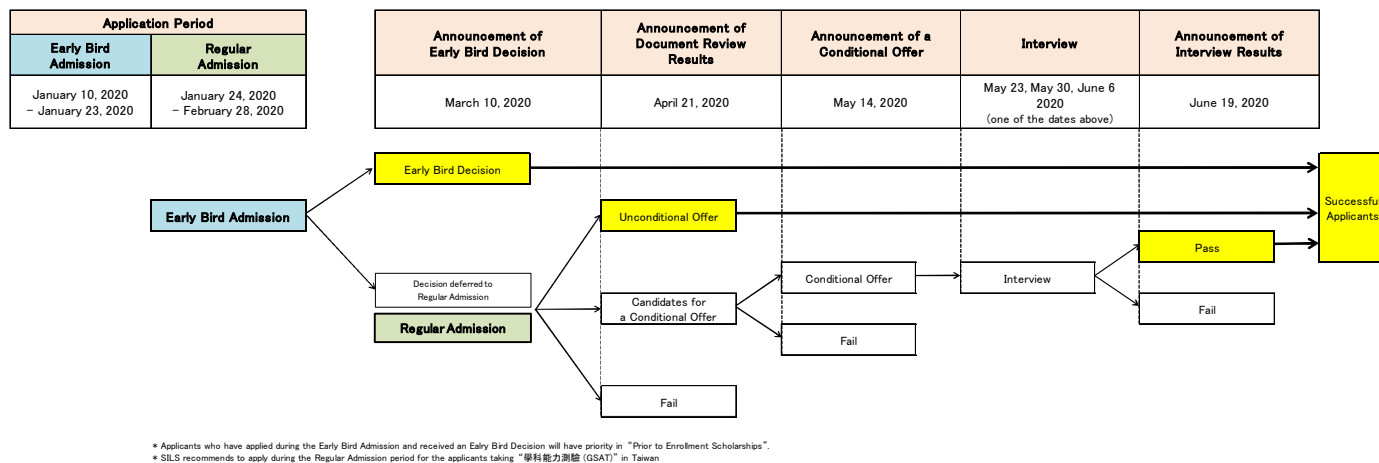
3-3 : Documents for those who wish to have SILS apply for the COE on their behalf

If your nationality is not Japanese and you are not a legal resident in Japan, and wish to have SILS apply for the COE on your behalf, submit the following documents along with documents ① to ⑪. Also, please refer to “5-4: Application for the COE by proxy/Obtaining a student visa” for details.

⑫	Application Form for the Certificate of Eligibility (COE)	<ul style="list-style-type: none"> Download the designated form from SILS website and enter the required information in English. Fill out the form in your own handwriting (black ink) or type using a PC or word processor. Fill in all necessary information referring to the example provided. (Be sure to check the example on SILS website.) The form must be printed on A4 size white paper. (The Immigration Services Agency of Japan will not accept forms printed on letter-size paper.) Affix the same photograph affixed to the Application Form (it should be taken within last three months and have your name written on the back) to the Application for a Certificate of Eligibility. If you are a legal resident in Japan with status other than Permanent Resident, Spouse or Child of Japanese National, Spouse or Child of Permanent Resident, or Long-term Resident, and you need to change your status to Student, the visa has to be changed by yourself after entering SILS. <div style="border: 1px solid black; padding: 5px;"> <ul style="list-style-type: none"> Be sure that the “Method of support and an amount of support per month” (26-(1)) includes the monthly amount of tuition (at least 132,750 Japanese yen) and the monthly living expenses (at least 80,000 Japanese yen). </div>
⑬	Certificate of a Deposit Balance of a Bank Account	<ul style="list-style-type: none"> Submit a certificate of the deposit balance of a bank account held by the person responsible for covering your expenses. <ul style="list-style-type: none"> Copies of passbook pages or monthly account statements issued by banks are not acceptable as certificates. If you plan to depend on allowances from a family member or relative, submit a certificate of the deposit balance of a bank account established in the provider’s name. If you plan to pay your tuition and living expenses on your own, submit a certificate of the deposit balance of a bank account owned by your name. <div style="border: 1px solid black; padding: 5px;"> <ul style="list-style-type: none"> Be sure to submit the original documents. Certificates must be prepared in Japanese or English. If the bank does not issue a certificate of deposit balance in English, attach an English translation. Only certificates issued within three months prior to the date of application are valid. The Certificate of Deposit Balance must be that of an <u>ordinary deposit account</u> or a <u>time deposit account</u> that can be confirmed to have a balance of 1,500,000 Japanese yen or more (or an amount of currency equivalent to 1,500,000 Japanese yen or more if the account is denominated in currencies other than Japanese yen). * If the deposit balance is less than the above amount or the type of bank account is other than those specified above, your application for the COE may not be accepted. * If the certificate does not explicitly state that it is an ordinary deposit account or a time deposit account, attach a memo to provide the information on the type of account. Certificates of balances of securities accounts of securities companies (stocks, etc.) are not acceptable as certificates of deposit balances. </div>
⑭	Written Oath for Defraying Expenses	<ul style="list-style-type: none"> Download the designated form from SILS website and enter the required information. Holder of the bank account stated in the “Certificate of Deposit Balance of a Bank Account” must sign the “Written Oath for Defraying Expenses”. <div style="border: 1px solid black; padding: 5px;"> <ul style="list-style-type: none"> If in the “Statement of financial resources” you have checked the box for “Government/sponsoring agency”, submit a document certifying the provision of funds along with the amount of funds provided, and the provision period. The certificate must be prepared in Japanese or English. If the provider of funds prepared “Written Oath for Defraying Expenses” in a language other than Japanese or English, attach a Japanese or English translation (No need to notarize). </div>

STEP 4 Screening Procedures and Schedules

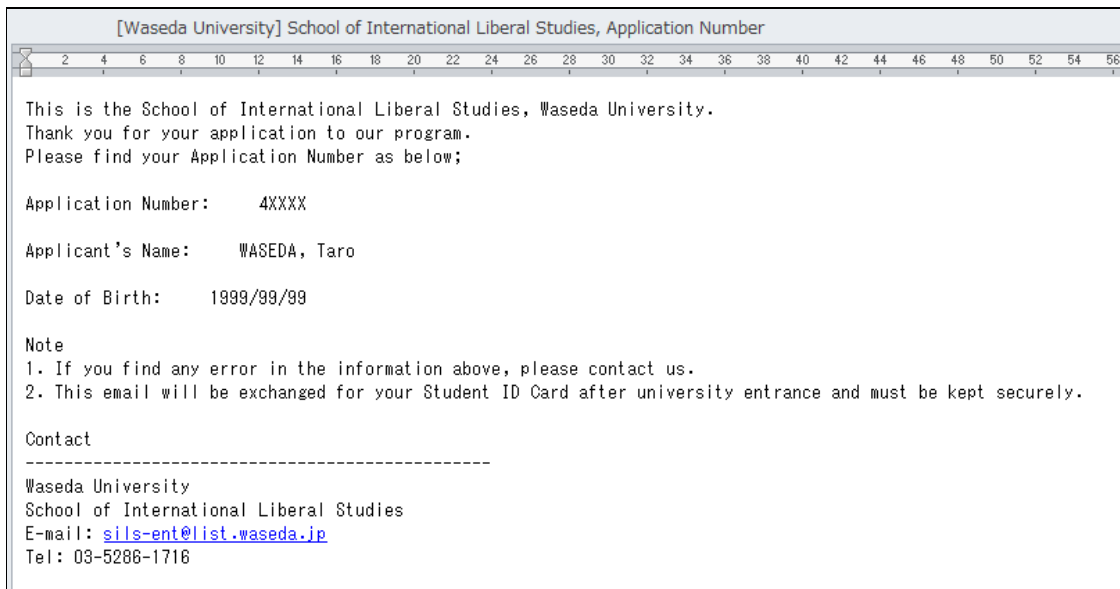
4-1 : Screening Procedure



4-2 : Notification of Application Number (for all Applicants)

Early Bird Admission	Regular Admission
March 3, 2020	April 14, 2020

Your application number will be sent to the <E-mail> address specified on the Application Form. Title of the notification email is '**[Waseda University] School of International Liberal Studies, Application Number**'



4-3 : Announcement of an Early Bird Decision (for the Early Bird Applicants)

Early Bird Admission	Regular Admission
March 10, 2020	

Successful Applicants	<p>2) Website</p> <ul style="list-style-type: none"> Application numbers of successful applicants will be posted on the SILS website. https://www.waseda.jp/fire/sils/en/ <p>2) Notification by Postal mail</p> <ul style="list-style-type: none"> You are successfully admitted to SILS. No further screening is required. A “Certificate of Success in the Entrance Examination” and information packages for entrance procedures will be sent to the successful applicants at the mailing address specified on the application form on the day of the announcement. Notification will be sent from Japan, and it may take several days to reach you, depending on the mailing address you specified.
Others	<ul style="list-style-type: none"> If your application number does not show up on the website, your application result is deferred for assessment until April 21 (4-4. Announcement of Document Review Results).

NOTE:

- Inquiries regarding the results will not be accepted via telephone, fax or e-mail.
- If there is any change in your postal address, please be sure to update your account information on the online application system.

4-4 : Announcement of Document Review Results (for all Applicants)

Early Bird Admission	Regular Admission
April 21, 2019	

There are three possible outcomes for your admission decision. We will either offer;

Unconditional Offer	<p>1) Website</p> <ul style="list-style-type: none"> Application numbers of successful applicants will be posted on the SILS website. https://www.waseda.jp/fire/sils/en/ <p>2) Notification by Postal mail</p> <ul style="list-style-type: none"> You are successfully admitted to SILS. No further screening is required. A “Certificate of Success in the Entrance Examination” and information packages for entrance procedures will be sent to the successful applicants at the mailing address specified on the application form on the day of the announcement. Notification will be sent from Japan, and it may take several days to reach you, depending on the mailing address you specified.
Candidates for a Conditional Offer	<p>1) Website</p> <ul style="list-style-type: none"> Application numbers of Candidates for a Conditional Offer will be posted on the SILS website. https://www.waseda.jp/fire/sils/en/ The decision as to whether you will receive a Conditional Offer or a Fail will be deferred until May 14 (4-5. Announcement of a Conditional Offer).
Fail	

NOTE:

- Inquiries regarding the results will not be accepted via telephone, fax or e-mail.
- If there is any change in your postal address, please be sure to update your account information on the online application system.

4-5 : Announcement of a Conditional Offer (for Candidates for a Conditional Offer)

Early Bird Admission	Regular Admission
May 14, 2020	

There are two possible outcomes for your admission decision. We will either offer;

Conditional Offer	<p>1) Website</p> <ul style="list-style-type: none"> Admission numbers of recipients of a Conditional Offer will be posted on the SILS website. https://www.waseda.jp/fire/sils/en/ <p>2) Notification by E-mail</p> <ul style="list-style-type: none"> Those who have received a Conditional Offer will be invited to an interview. Your interview information will be sent to the <E-mail> address specified on the Application Form. Title of the notification email is '[Waseda University] School of International Liberal Studies, Conditional Offer (Interview Screening)'
Fail	

NOTE:

- Inquiries regarding the results will not be accepted via telephone, fax or e-mail.
- If there is any change in your mailing address, please be sure to update your account information on the online application system.

4-6 : Interview (for Recipients of a Conditional Offer)

Early Bird Admission	Regular Admission
May 23, May 30, June 6, 2020 (one of the dates above)	

The interview will be conducted as follows:

Interview	Conducted in English as a rule, either face to face or using a video conference system.
Location	<p>The interview will be given in Tokyo (Waseda University) or in some major cities outside Japan. Refer to the Section 1 "Interview Location" of the Check Sheet for scheduled interview options.</p> <div style="border: 1px solid black; padding: 5px; margin-top: 10px;"> <p>Interview Locations: Tokyo, Bangkok, Berkeley, Singapore, Taipei</p> </div>

NOTE:

- Please choose one location that is the most suitable for you at the time of application.
- Depending on the number of recipients of Conditional Offer, we may conduct the interview through a web interview system that allows applicants to undertake the interview online through their own PC, without having to travel all the way to Japan or other locations. In such case, the SILS office will contact each applicant on the day of 'Announcement of a Conditional Offer' in order to arrange an online interview.

4-7 : Announcement of Interview Results (for Recipients of a Conditional Offer)

Early Bird Admission	Regular Admission
June 19, 2020	

There are two possible outcomes for your admission decision. We will either offer;

Success	<p>1) Website</p> <ul style="list-style-type: none"> ● Application numbers of successful applicants will be posted on the SILS website. https://www.waseda.jp/fire/sils/en/ <p>2) Notification by Postal mail</p> <ul style="list-style-type: none"> ● A “Certificate of Success in the Entrance Examination” and information packages for entrance procedures will be sent to the successful applicants at the mailing address specified on the application form on the day of the announcement. ● Notification will be sent from Japan, and it may take several days to reach you, depending on the mailing address you specified.
Fail	

NOTE:

- Inquiries regarding the results will not be accepted via telephone, fax or e-mail.
- If there is any change in your postal address, please be sure to update your account information on the online application system.

4-6 : Other Notes

<Dishonest Acts>

Waseda University has provided the following guidelines so that all entrance examinations can be properly administered and all examinees have an opportunity to perform in a fair and equitable environment. Please read the guidelines carefully and approach the examination in a serious manner.

<ol style="list-style-type: none"> 1. You may be deemed to have committed a dishonest act if Waseda University determines that you have falsified, fabricated, or plagiarized the document(s), statement(s), or information submitted for your application. 2. Your actions may be considered dishonest if you commit any of the following acts: <ol style="list-style-type: none"> ① Cheating (concealing or glancing at a cheat sheet or reference book during the examination, glancing at another examinee's answer sheet, or gaining answers from others) ② Answering questions using an instrument not allowed to be used during the written examination ③ Touching the exam booklet and answer sheet before the instruction to start the examination is given (including opening up the exam booklet, beginning to answer questions, and writing on the back cover or the margins of pages of the exam booklet) during the written examination ④ Continuing to hold your writing instrument or answer questions without following the instruction to cease taking the examination during the written examination ⑤ Providing benefits to other examinees (providing them with answers etc.) during the examination ⑥ Keeping your mobile communication device with you or using it during the examination ⑦ Letting your mobile communication device or watch emit noise (incoming call alert, alarm, vibration, etc.) during the examination ⑧ Conducting acts that could be considered a nuisance to other examinees at the examination venue ⑨ Not following instructions from the examination supervisors at the examination venue ⑩ Pretending to be an applicant and taking the examination for the applicant 	<ol style="list-style-type: none"> ⑪ Conducting other acts impairing the fairness of the examination 3. The following responses may be taken if an applicant is suspected of committing a dishonest act. <ol style="list-style-type: none"> ① A supervisor may warn or question the applicant. ② The applicant may be requested to take the examination in another room. 4. In addition, the following responses may be taken if a dishonest act is identified. <ol style="list-style-type: none"> ① The applicant may not be allowed to continue taking the examination or allowed to take any other entrance examination given by Waseda University during the year. (Screening fees will not be returned.) ② The results of all entrance examinations taken by the applicant at Waseda University during the year may become invalid.
---	---

<Exam Environment>

We will do our best to provide you with a quiet and equitable exam environment. However, be aware of the following unavoidable conditions that may occur.

- ① Everyday noise (airplanes; motor vehicles; wind and rain; the sound of the air conditioner; coughs, sneezes and sniffles from the other examinees; the distant noise of cell phones, etc.) is sometimes unavoidable. As a general rule, no special treatment will be given to any examinee (or group of examinees) due to any occurrence of "everyday noise."
- ② In the event that a cell phone or wristwatch rings, vibrates, or otherwise causes a disturbance during the exam, and an exam supervisor can identify the particular device as the source of the disturbance, he/she will remove the device from the exam site, with or without the consent of its owner. The item will be kept at exam headquarters.
- ③ While desks, chairs, air conditioning, acoustic equipment, etc., may vary between classrooms used as test sites, this will not be taken as a handicap to any examinee.
- ④ If, by the actions of a certain examinee, other examinees are disturbed, the examinee causing the problem may be asked to take the exam in a different room.

<Unforeseen Problems that are beyond Human Control>

In cases of unforeseen circumstances that are beyond human control, such as a natural disaster (e.g., typhoons, earthquakes, flooding, tsunamis) and/or accident, such as fire, power failure, and so on, measures including delaying the start of the exam or postponing the exam, etc. may be taken. However, in such an event, we will bear no responsibility for any resulting inconvenience, expense, or other personal loss that the examinee may be incurred.

STEP 5 Enrollment Procedures

5-1 : Payment of Admission Fee, School Expenses and Other Fees

The admission fee, school expenses and other fees for the fall semester of the academic year 2020 must be paid within the following period.

	Successful applicant with an Early Bird Decision	Successful applicant with an Unconditional Offer	Successful applicant with a Conditional Offer
Payment period	March 11 – March 27, 2020	April 22 – May 8, 2020	June 20 – July 1, 2020

- As a rule, we do not return submitted documents or refund school expenses and fees (the admission fee and school expenses for the first semester). However, if you do not enter Waseda University due to unavoidable circumstances or fail to meet the entrance qualifications prior to enrollment, we may refund only the school expenses for the first semester (but not the admission fee). For more information about the procedure to get a refund, refer to the handbook on entrance procedures mailed to successful applicants.
- If you have been accepted by one Waseda undergraduate school and completed the payment of entrance fee, school expenses and other fees to that school and are later accepted by another Waseda undergraduate school which you prefer to enter, you can enter the preferred undergraduate school and request to have the amount you have already paid transferred to that school. However, this procedure can be done only when the enrollment procedure periods of the two schools do not overlap and the applicant has not been admitted as "a recommended student of a designated school". For more information about the procedure, please refer to the handbook on entrance procedures mailed to successful applicants.

5-2 : School Expenses and other Fees

(In Japanese yen)

Payment period	Admission Fee (Registration fee)	School Expenses	Other Fees	Total
		Tuition	Waseda University Student Health Promotion Mutual Aid Association Fees	
2020 Fall Semester	200,000	695,000	1,500	896,500
2021 Spring Semester	—	695,000	1,500	696,500
Total	200,000	1,390,000	3,000	1,593,000

- The amount of "Other Fees" indicated above is subject to change.
- When students, mainly those whose first language is Japanese, study abroad as part of our school curriculum, do not need to pay tuition both to Waseda University and to the hosting university. However, the tuition required depends on the overseas study program. In addition to tuition, travel expenses and living expenses such as housing and food must be taken into consideration.
- Waseda University uses an automatic account transfer system for payment of school expenses. School expenses for the fall semester are transferred on October 1. School expenses for the spring semester are transferred on May 1 in the second and subsequent years. If financial institutions are closed on May 1 or October 1, the account transfer will be processed on the following business day.
- Some specific courses may require additional fees for field work. Examples are as follows:
 - Sport, Field Practice Fee 1,500–40,000 yen ... For Health and Physical Education courses
 - Teacher Training Course Auditing Fee 1,000 yen/credit ... For teaching licenses
 - Librarian Training Course Auditing Fee 7,000 yen ... For librarian certification (including certification for school librarians)
- The school expenses and other fees required for the second and subsequent years include tuition and Waseda University Student Health Promotion Mutual Aid Association Fees (student health insurance fee). In addition, 40,000 yen for the alumni association membership fee is required in the fourth year.
- If you are currently enrolled in, graduated from, completed, or withdrew from an undergraduate, graduate, or specialized program of Waseda University, you are not required to pay the admission fee (registration fee). For more information, please refer to the handbook on enrollment procedures sent to successful applicants.

5-3 : Submission of Enrollment Documents

Those who have completed the transfer of admission fee (registration fee), school expenses and other fees will receive additional documents for the second enrollment procedure.

The documents will be sent to the <Mailing Address> specified on the Application Form by international mail services such as EMS, etc. or domestic mail services such as "Letter-Pack," etc. by the middle of July 2020. Follow the guide enclosed to complete and submit these documents.

5-4 : Application for the COE by proxy/Obtaining a student visa

International students who are admitted to Waseda University are able to apply for a status of residence “Student”. Those with the status of residence “Student” are eligible to apply for tuition reduction/exemptions and scholarships for international students. Those with a status of residence other than “Student” are eligible to enter Waseda University but please be aware that you cannot use various services and systems intended for international students as stated above.

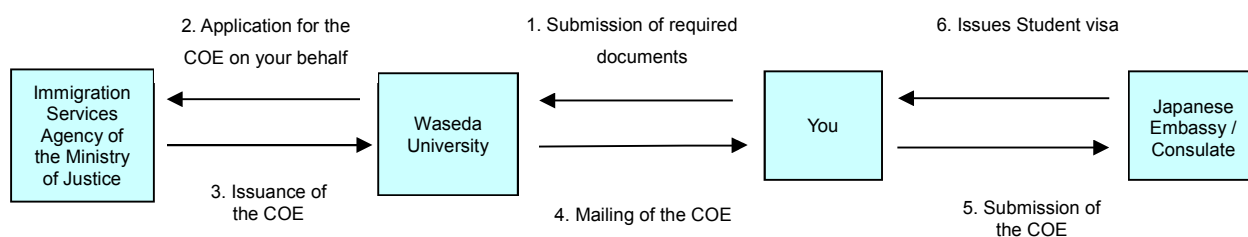
Please take note that students are not eligible to enroll in the university with a “Temporary Visitor” visa status. Carefully read below and take the necessary measures.

Visa Application Procedures

In order to apply for a status of residence, you will first need to obtain a certificate of eligibility (COE) from the Immigration Services Agency of the Ministry of Justice of Japan, located in Japan. Limited to students with foreign citizenship and living outside of Japan who have completed enrollment procedures, Waseda University will apply for a COE to the Immigration Services Agency on the student’s behalf.

After the COE is issued, Waseda University will send it to the student by mail. Upon receiving the COE, you will need to take the COE and other documents (e.g. your passport) to the Japanese embassy or consulate in your country of citizenship/residence to apply for a “Student” visa. The COE expires in 3 months of issuance, so be sure to acquire your visa within 3 months and enter Japan.

“Student” Visa Acquisition Process (1 → 2 → 3 → 4 → 5 → 6)



NOTE:

- The entire process takes **approximately two-three months** thus please submit the COE documents at the time of admissions.
- **If you hold a dual citizenship of Japan and another country, you cannot apply for the COE/student visa.**
- **If you currently have a status of residence “Student”,** please process the “application for extension of period of stay” as necessary. You are able to apply for an extension of period of stay up to three months before your status of residence expires. Please contact the Immigration Services Agency for further details.
- **If you have a status of residence “Temporary Visitor”,** as a general rule, you will need to temporarily leave Japan and apply for status of residence “Student.” For details on how to apply for a status of resident “Student,” please refer to the above.
- **If you currently have a status of residence such as “Long Term Resident,” “Dependent,” etc.,** there is no need for you to undertake any procedures. However, if you wish to change your status of residence to “Student,” you will need to apply for a change of status of residence. For more details, please contact the SILS office.
- Waseda University acts on your behalf to apply for a “Student” status of residence only. If you wish to apply for other types of status of residence, you need to make an application by yourself at the Immigration Services Agency.
- If you do not submit the necessary documents or the submitted documents are incomplete, Waseda will not be able to apply for a COE on your behalf.
- The Immigration Services Agency may require you to submit additional documents.
- An applicant who wishes to withdraw from enrolling in Waseda after receiving the COE must follow the procedure for the withdrawal of enrollment and immediately return the COE to Waseda University. If you are accepted by another university in Japan, please make sure that you do not apply for a COE at more than one university. If there are multiple applications, the COE cannot be issued.
- The Immigration Services Agency is solely responsible for decisions regarding status of residence. If issuance is delayed or application is not approved, Waseda University cannot be held responsible for the cancellation fee of your air ticket and other inconveniences. Please be careful when you book your flight.

STEP 6 Scholarships / Preparation for Enrollment

6-1: Prior to Enrollment Scholarships

Applicants who have applied during the Early Bird Admission and received an Early Bird Decision will have priority in "Prior to Enrollment Scholarships". The decision for awarding scholarships is based on the excellence in screening results. Eligible recipients will be notified by the SILS Admissions Office during the enrollment procedure period (March 2020).

Early Bird Admission

Regular Admission

Received an Early Bird Decision

Prior to Enrollment Scholarship	Number of Recipients	Scholarship Stipend	Eligibility
Reserved Scholarship for Successful International Examinees	8	500,000 yen for two years	Privately-funded international students who applied from overseas * A permanent resident in Japan, a long-term resident of Japan, a spouse or child of a Japanese national, or a spouse or child of a permanent resident of Japan are not qualified for this scholarship
Partial Tuition-Waiver Scholarship for Privately Financed International Students	6	695,000 yen for one year (50% tuition waiver)	Privately-funded international students who hold or expect to hold a "student visa" status

6-2 : Other Scholarship Programs

Over 250 scholarship programs are available at Waseda University, including about 100 financed by Waseda itself. Waseda ranks at the top of Japanese universities in terms of both the number of scholarship recipients and the total funds disbursed. All Waseda-funded scholarships are outright grants rather than loans.

- After Enrollment Scholarships
Students who wish to apply for after enrollment scholarships need to fill in the appropriate scholarship registration form and submit it by the designated date.

Detailed information on scholarship programs will be sent to successful applicants. An overview of different scholarship programs can also be found on following websites:

Life Support for International Students (Scholarships)	https://www.waseda.jp/inst/cie/en/life
Scholarship and Financial Assistance Section	https://www.waseda.jp/inst/scholarship/ (in Japanese)

6-2: Dormitories

Detailed information on dormitories will be sent to successful applicants. You may also refer to the following website.

Waseda University Residence Life Center	https://www.waseda.jp/inst/rlc/en/
---	---

6-3 : Arrival in Japan and Entrance Ceremony

The school year begins on September 21, 2020, however orientation programs for first-year students, placement tests, course registration and other school events are scheduled from the mid-September. First-year students should plan to arrive in Tokyo by mid-September. Waseda University Entrance Ceremony and SILS Opening Ceremony will be held in late September.