



**Graduate School of International Culture and Communication Studies  
(GSICCS)  
Waseda University**

# **Application Guide**

Version **1.0**

## **Doctoral Program <April Entry 2027>**

**AO Admission  
&  
&Intramural Selection by Recommendation**

<b>Admissions Office Graduate School of International Culture and Communication Studies (GSICCS)</b>	
Address	4F, Building 11, 1-6-1 Nishi-Waseda, Shinjuku-ku, Tokyo, Japan 169-8050
E-mail	gsiccs-ent@list.waseda.jp
URL	<a href="https://www.waseda.jp/fire/gsiccs/en/">https://www.waseda.jp/fire/gsiccs/en/</a>

\* The GSICCS office is closed from August 6 to 16, 2026. Inquiries will not be answered during this period.

## Contents

I. Overview .....	3
1. Eligibility .....	3
2. Number of Students Admitted .....	3
3. Application Schedule .....	4
4. Screening Method .....	4
5. Research Director (Directed Research) .....	5
II. Roadmap to Enrollment.....	6
III. Application Procedures.....	7
Step 1 Download Prescribed Forms.....	7
Step 2 Create an Account for Online Application .....	7
Step 3 Prepare Application Documents.....	8
Step 4 Complete the Payment of Screening Fee.....	15
Step 5 Upload Documents and Complete Application .....	20
Step 6 Notification of Examinee Number .....	21
Step 7 Interview (Only if applicable) .....	21
Step 8 Result Announcement .....	21
Step 9 Enrollment Procedures .....	22
IV. Appendix .....	26

## I. Overview

### 1. Eligibility

AO Admission
<p>Applicants should meet one of the following requirements;</p> <ol style="list-style-type: none"><li>1. Holders of a Master's Degree, Professional Master's Degree, or Professional Doctoral Degree in Law or those who are scheduled to receive such a degree by the entrance period that applicants wish to matriculate.</li><li>2. Holders of a Master's Degree, Professional Master's Degree, or an equivalent from an institution overseas or those who are scheduled to receive such a degree by the entrance period that applicants wish to matriculate.</li><li>3. Those designated by the Minister of Education, Culture, Sports, Science, and Technology of Japan by the entrance period when applicants wish to matriculate.</li><li>4. Those who have completed postgraduate programs and received a degree equivalent to a Master's Degree from the United Nations University or those who are scheduled to receive such a degree by the entrance period that applicants wish to matriculate.</li><li>5. Those who have been recognized by GSSICS as possessing academic credentials equivalent or superior to those of holders of a Master's Degree, Professional Master's Degree, or Professional Doctoral Degree in Law through an individual entrance requirements screening process and are scheduled to reach 24 years of age by the entrance period that applicants wish to matriculate.*</li></ol> <p>*Prospective applicants, who are unsure if they can fulfill the requirements mentioned in items No.5 above, must confirm their eligibility with the GSICCS admissions office <b>by July 2, 2026</b>. (Send the following form to <a href="mailto:gsiccs-ent@list.waseda.jp">gsiccs-ent@list.waseda.jp</a>: <a href="#">Educational Qualification en.pdf</a>). No further consideration will be made after the deadline.</p>

Intramural Selection by Recommendation
<p><b>The “Intramural Selection by Recommendation” admission scheme is designed for prospective students who are enrolled at GSICCS, Waseda University.</b> Applicants must fulfill all of the following requirements in order to apply to the “Intramural Selection by Recommendation”.</p> <ol style="list-style-type: none"><li>1. Applicants must currently be enrolled at GSICCS Waseda University as a regular student at the time of application.</li><li>2. Applicants for admission in <b>April 2027</b> must be expected to graduate in <b>March 2027</b> from the Master’s Program of GSICCS.</li></ol>

#### NOTE

Faculty members of Waseda University, including Waseda University Junior/Senior High School, Waseda University Honjo Senior High School, and Art and Architecture School, are not allowed to enroll as students at the University. However, there are a few exceptions according to the University regulations. If you have any questions, please contact the relevant administration office.

### 2. Number of Students Admitted

AO Admission	Intramural Selection by Recommendation
Approximately 10 students in total (total number for admissions for April and September Entry)	

### 3. Application Schedule

Online Application System Opening Period / Submission of Recommendation Letters from evaluators	10:00 am, July 13– 5:00 pm, August 24, 2026
Screening Fee Payment Period /Application Period	00:00 am, July 29 – 5:00 pm, August 24, 2026
Notification of the Examinee Number and Interview Invitation	10:00 am, October 20, 2026
Interview (Only if applicable)	October 23 – 26, 2026
Result Announcement	10:00 am, November 17, 2026
Fee Payment (Only for Successful Applicants)	November 17 – 30, 2026
Matriculation Date	April 1, 2027

\*The timeline indicates Japan Standard Time (JST)

#### NOTE

- Online application can be submitted only after completing the screening fee payment.
- Application to our admissions does not prevent you from applying to other universities or other graduate schools at Waseda University.
- **Submission of physical documents is NOT required at the time of application** unless otherwise instructed.
- Successful applicants are required to complete the payment of school fees and submit official documents during the designated period.

### 4. Screening Method

The document screening is based on the holistic evaluation of all the required documents that are submitted.  
**Applicants may be invited to an interview via zoom only if needed.**

## 5. Research Director (Directed Research)

**When applying, please state your preference of Research Director.** At GSICCS, students take small-sized **Directed Research seminars held under the guidance of one main Research Director.** Carefully read the information provided on the websites at the bottom of this page to gain information on each professor's research fields, and choose the professor you wish to be supervised by while learning at GSICCS. You must choose one Research Director of your preference when applying to our program. **Note that pre-approval from the director of your preference is NOT required. You CANNOT change your selection of the Directed Research after the application period.**

At the time of result announcement, successful candidates will be informed of their allocated Directed Research based on the contents of the research plan they have submitted. If the admissions board finds that the applicant's research plan does not match the research interest of the selected research director, another research director may be assigned to the applicant.

List of Research Directors	
DETEY, Sylvain (Second Language Education)	
IINO, Masakazu (Language and Society)	
*1 KONDO, Mariko (Speech Communication and Language Acquisition)	
SATO, Azusa (Interpretation Studies)	
*2 <del>ASO, Takashi (Culture and Translation)</del>	
DVORAK, Greg (Cultural Studies)	
*2 <del>HARTZHEIM, Bryan Hikari (Game and New Media)</del>	
YOSHIMOTO, Mitsuhiro (Visual Culture)	
BACON, Paul (International Relations)	
IKESHIMA, Taisaku (International Legal Studies)	
KATAOKA, Sadaharu (Public Diplomacy)	
MORIMOTO, Mariko (Marketing Communication and Persuasion)	
SHU, Min (International Political Economy)	
UESUGI, Yuji (Peace and Conflict Studies)	


**\*1 Research Director is scheduled to retire in March 2030.**

**\*2 Application for this Research Director is closed.**

The faculty in charge of the Directed Research may change each academic year. The latest information can be confirmed on the GSICCS website.

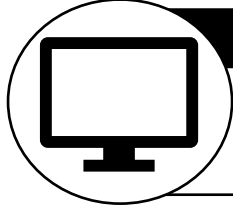
GSICCS Faculty Information	<a href="http://www.waseda.jp/fire/gsiccs/en/about/faculty/">http://www.waseda.jp/fire/gsiccs/en/about/faculty/</a>
Researcher Database	<a href="https://w-rdb.waseda.jp/search?m=home&amp;l=en">https://w-rdb.waseda.jp/search?m=home&amp;l=en</a>
Syllabus Search	<a href="https://www.wsl.waseda.jp/syllabus/JAA101.php?pLng=en">https://www.wsl.waseda.jp/syllabus/JAA101.php?pLng=en</a>

## II. Roadmap to Enrollment



### STEP 1: Download Prescribed Forms

- ✓ Access the URL below and download the prescribed forms for “Outline of Master’s Thesis,” “Research Plan,” “Statement of Purpose,” and “Other Evidence of Research.”  
<https://www.waseda.jp/fire/gsiccs/en/applicants/doctoral/>



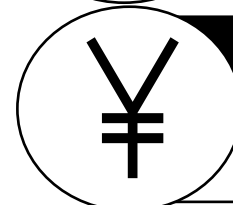
### STEP 2: Create an Account for Online Application

- ✓ Access the URL below and create a new account for the online application system, “The Admissions Office (TAO)”.  
[https://admissions-office.net/en/applicant/sign\\_up](https://admissions-office.net/en/applicant/sign_up)




### STEP 3: Prepare Application Documents

- ✓ Prepare prescribed forms and digital copies of official certificates/transcripts.
- ✓ Arrange English score(s) to be sent directly from the institution(s) to the GSICCS office.
- ✓ Ask your evaluator(s) to submit Recommendation Letter(s).




### STEP 4: Complete the Payment of Screening Fee

- ✓ Complete the payment of screening fee during the designated period.
  - ✓ Payment at convenience store: <http://e-shiharai.net/>
  - ✓ Payment by credit card: <https://e-shiharai.net/ecard/>



### STEP 5: Upload Documents and Complete Application

- ✓ Use the checklist to confirm that you have prepared all necessary files.
- ✓ Upload all the required files on your TAO account and complete your application during the designated period.




### STEP 6: Notification of Examinee Number

- ✓ After you submit your application, make sure to check your e-mail/TAO account as the GSICCS office may contact you regarding your application.
- ✓ Check your examinee number on TAO as instructed.



### STEP 7: Interview (only if applicable)

- ✓ Interview may be conducted by online (if applicable).
- ✓ Detailed instructions will be given with the interview invitation.



### STEP 8: Result Announcement

- ✓ Check your screening result on TAO as instructed.



### STEP 9: Enrollment Procedures

- ✓ If you are admitted to our program, complete the payment of school fees during the designated period.
- ✓ Complete visa application procedures (if applicable).
- ✓ Further instructions will be sent to successful applicants.

### III. Application Procedures

Applicants are required to complete the payment of the screening fee and submit the application documents as directed below during the application period. The deadline will NOT be extended under any circumstances.

#### Step 1 Download Prescribed Forms

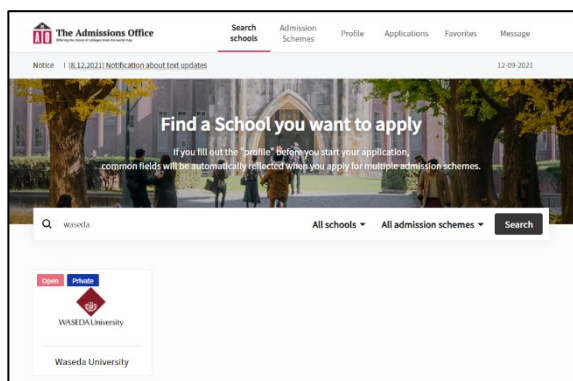
Access our website and download the necessary documents.

<https://www.waseda.jp/fire/gsiccs/en/applicants/doctoral/>

#### Step 2 Create an Account for Online Application

Application documents must be submitted through the designated online application system, “The Admissions Office (hereinafter TAO)”. Access the link below and click “Create a new account” to start preparing your application.

<https://admissions-office.net/en/portal>



Create your account with **the legal name written in English alphabet as it appears in the Machine-Readable Zone (MRZ) of your passport.**

[What is the Machine-Readable Zone?](#)

After creating your TAO account, please find “**Waseda University, Graduate School of International Culture and Communication Studies/Doctoral Program April Entry 2027**” from the top menu.

Follow the detailed instructions shown on the system and this Application Guide, when filling out or uploading the materials.

#### Application System Opening Period

10:00 am, July 13 – 5:00 pm, August 24, 2026

\*The timeline indicates Japan Standard Time (JST)

#### IMPORTANT

- By creating your account on TAO, you agree to the “Terms of Use” and “Handling of Personal Information” designated by TAO Inc., the service provider of TAO.
- You do not need to create the “Profile” in order to apply for this admission. The GSICCS office does not use the information filled in this section.
- There are a number of forms you must fill in to complete your application. You may start your application from any section, however, you CANNOT press “Save and go to next” button until you complete the sections marked “\*”.
- It is very important that you **check your registered e-mail account regularly**, since the GSICCS office may contact you concerning your application. Be sure to add our sending domains (@list.waseda.jp and @admissions-office.net) to your list of accepted e-mail senders to ensure that you receive our e-mails. The GSICCS office will NOT be responsible for any consequences caused by the applicants’ failure to receive, read, and/or reply to the messages sent from our office.
- We do NOT notify applicants about the delivery status of application documents. To check whether your documents have been received or not, contact the test board, the post office/courier, or another appropriate office.

### Step 3 Prepare Application Documents

Your application should be completed on the designated online application system (TAO). While the application process will be mostly conducted through TAO, there are a number of documents that you must prepare in advance. Read this Application Guide carefully and prepare all the necessary documents before the application period starts.

#### IMPORTANT

On TAO, you will first **upload digital/scanned copies of original/certified documents and certificates** to follow our online application process. However, later as part of our enrollment procedures, **successful applicants will be required to prove its originality either by submitting their physical copies by post, having their official versions sent by e-mail from the issuing organization, or using digital credential services.** If you are unable to do so by the designated deadline, you will be considered to have failed to meet our enrollment qualifications. Discrepancies may be considered as falsification/fabrication of application documents, and your admission may be revoked. For more details, refer to "STEP 9 Enrollment Procedures".

- **All documents should be issued in English** unless the original documents can only be issued in Japanese.
- **For documents in other languages, upload an official translation in English together with the documents issued in the original language.** Documents must be translated either by the issuing institution, translation agency or other appropriate office officially approved by the government.
- **All documents must be issued under your legal name written in English alphabet on your passport.** If the name used on the application documents differs from the name on your passport, provide a document to prove that all names belong to the same person.
- **If any documents are to be sent directly from your university, use the contact information on the cover page. The e-mail must be sent through an official school/institutional domain or through digital credential services.**
- Your Research Plan, Statement of Purpose, and Other Evidence of Research are a chance to explain yourself to the school and should be completed by yourself. Using generative AI to create these documents and presenting them as your own work may be considered as cheating and could affect the evaluation of your application.
- Follow the instructions on TAO regarding the types of files (extensions) which can be uploaded.
- Please be reminded that we may request additional documents if necessary.

NO	Documents	○: Required *: if applicable	Prescribed Form	Ref
①	Application Form	○	TAO	
②	Copy of Passport	○		P.9
③	Copies of both sides of Residence Card	*		P.9
④	ID Photo Data	○		P.9
⑤	Certificate of (Expected) Graduation / Degree Certificate for both Undergraduate/Master's programs	○	(○)	P.9-10
⑥	Certificate of GPA (Academic Transcript) and Grading Scale for both Undergraduate/Master's Programs	○		P.10
⑦	Master's Thesis or Research Paper	*	○	P.11
⑧	Outline of Master's Thesis (Research Paper)	○	○	P.11
⑨	Research Plan	○	○	P.11
⑩	Statement of Purpose	○	○	P.11
⑪	Other Evidence of Research	*	○	P.11
⑫	English Proficiency Test Scores	*		P.12
⑬	Copy of Payment Receipt	○		P.12
⑭	Recommendation Letter(s)	○	TAO	P.13-14

## ① Copy of Passport

- Prepare photocopies of the pages bearing your photograph, name, passport number, and MRZ (Machine Readable Zone). If you do not have a passport at the time of application, contact the GSICCS office.
- Non-passport holders are recommended to apply for a passport in order to apply for a student visa.
- If you hold multiple passports, upload the copies of all the passports.

## ② Copies of both sides of Residence Card

- If you are a domestic applicant with non-Japanese nationality, prepare copies of both sides of your Residence Card.
- If you have not received the above card, please upload a photocopy of the passport page with your photo and all pages with personal information including your visa status.

## ③ ID Photo Data

- Please upload a color photo taken within 3 months before the time of application. The requirements for the photo are as follows: A vertical to horizontal ratio of 4:3; borderless, must capture the upper body; must provide a front view with no hats; and must be taken against a plain background. As will be detailed later, as part of the enrollment procedure, you will be required to upload the same photo you submitted with your application. Therefore, please keep the file of the submitted photo until you complete the enrollment procedure.
- Photos taken wearing scarves and sunglasses will not be accepted. A head piece will not be permitted except for medical or religious reasons.
- We do not accept unclear photos such as snapshots or photos that make it difficult to identify the pictured individual or verify their identity owing to differences in hairstyle, etc.
- Please do not post-process or retouch the face portrait photo.
- Photographs taken and printed by individuals themselves using smartphones, etc., will not be accepted. Be sure to take an ID-quality photo (photo taken at an instant photo booth is acceptable).
- During the enrollment procedure, you will be required to upload a photo for your student ID card separately. Please use the same photo you submitted with your application. Please note that the photo uploaded during the enrollment procedure will be used as personal information in various student web portal services, and for identity verification in various on-campus procedures.
- You will be deemed to have committed misconduct if you falsify, fabricate, or modify any documents, including post-processing or retouching the face portrait photo submitted in your application.

## ④ Certificate of (Expected) Graduation / Degree Certificate for both Undergraduate and Master's programs

- Applicants must submit certificates for all the undergraduate and graduate schools attended. The certificate of (expected) graduation must clearly specify **the year, month, and day of graduation**.
- Those who submit a certificate of expected graduation and become successful applicants must submit an official graduation certificate at the time of enrollment procedures.
- If the graduation date is specified on the Academic Transcript, you may upload the Academic Transcript as a Certificate of Graduation.
- As for "Certificate of Expected Graduation", if there is no prescribed format available in your university, you may use the "[TEMPLATE: Certificate of Expected Graduation](#)" provided on the GSICCS website. The document must include the official seal (stamp) of your university.

### <If you are expected to graduate from Waseda University>

Submit a certificate of expected graduation. If you are not able to prepare the certificate by the deadline due to the document issuing system, upload a note prepared by applicants, mentioning this matter.

**<If you are expected to graduate/have graduated from a university in MAINLAND China>**

Refer to the following instructions. Note that only the reports sent directly from CHSI will be considered valid. Certificates issued by your school are not accepted. All verification reports must reach our office before the deadline of the application period. Visit CSSD (CHESICC) website (<https://www.chsi.com.cn/en/pvr/>) for more information.

**Certificates required for applicants who are expected to graduate from Chinese Institutions**

Arrange an official English version of the "**Online Verification Report of Student Record**" to be sent directly to our office (gsiccs-chsi@list.waseda.jp) from CHSI via e-mail and upload a copy on TAO as well.

**Certificates required for applicants who graduated from Chinese Institutions**

Arrange an official English version of the "**Online Verification Report of Higher Education Degree Certificate**" to be sent directly to our office (gsiccs-chsi@list.waseda.jp) from CHSI via e-mail and upload a copy on TAO as well.

**⑤ Certificate of GPA (Academic Transcript) and Grading Scale for both Undergraduate and Master's Programs**

- Prepare an GPA certificate (academic transcript) issued by your university.
- Upload a document which **includes the information of the grading scale/system of the program in your university**. If the transcript(s) bears the information of grading scale, you do not need to prepare additional documents. If not, prepare a photocopy of website, school profile, or any other official document issued by your university which certifies the grading scale/system.
- **Make sure that the document shows the highest and lowest achievable GPA (e.g. 4.0 scale, 100 scale, etc.,).**
- All courses taken at the undergraduate and graduate level up to the most recent semester must be included in the academic transcript. If you are applicable to any of the conditions stated below, follow the instructions.

Condition	Instructions
I have studied abroad in my undergraduate and/or graduate programs	Submit the academic transcript issued by the host institution.
I am a transfer student/ I withdrew from my previous university and am currently attending a different one.	Submit both previous and current academic transcripts.
I took a leave of absence/leave for military service	Include a certificate issued by your home university/another public institution which confirms that the school granted the leave.

- **There is no minimum GPA requirement for AO admission.**
- In the case of graduating from the undergraduate/graduate school in less than/more than the standard length of curriculum and the reasons are not stated in your academic transcripts, describe the reason in the designated space of the application form (3\_Educational Background).
- If you have graduated from universities in China, you may arrange an English version of "Verification Report of China Higher Education Student's Academic Transcript" issued by CHSI to be sent directly to the GSICCS office as substitutes for the academic transcript issued by the university you were enrolled in.

**Intramural Selection by Recommendation**

- Applicants must submit the "**GPA Certificate**" (**GPA 証明書**) in English.
- **DO NOT** submit the "Transcript of Academic Record" (成績証明書).
- The grade announcement date of Spring semester is around early September in most undergraduate/graduate schools at Waseda University. Submit the most updated transcript which includes the grades of Spring semester by September 9, 2026 via e-mail. On TAO, upload a note which includes the estimated date of submission.

## ⑥ Master's Thesis or Research Paper

- Only required for the AO admission applicants.
- Submit ONE copy of your master's thesis or research paper according to the following instructions:

If your master's thesis is in English in fulfillment of the requirements for your master's degree

⇒ Submit one copy of your master's thesis

If any of the following three conditions apply;

1. If your master's thesis is not written in English
2. If your master's thesis is not yet completed
3. If a master's thesis was not necessary for the fulfillment of the requirements for your master's degree

⇒ Submit one copy of a research paper in English in around 5000 words written by yourself and relating to your proposed research theme.

## ⑦ Outline of Master's Thesis or Research Paper

AO Admission	Intramural Selection by Recommendation
<ul style="list-style-type: none"><li>• Write an outline in English in around 1000 words of your master's thesis (or research paper) and attach the prescribed form to your outline.</li></ul>	<ul style="list-style-type: none"><li>• Write an outline in English in around 1000 words (2000 words if your Master's thesis is NOT written in English) and attach the prescribed form to your outline.</li></ul>

## ⑧ Research Plan

- Describe in detail your research plan which you wish to pursue at GSICCS, including the theme, approach, and methods, etc. which you intend to use.
- Your Research Plan should be written in English in around 1000-1500 words. Refer to the prescribed form for details and attach the form as a cover page.

## ⑨ Statement of Purpose

- Your statement should describe:
  - why you are interested in pursuing a graduate degree
  - how you have been preparing for graduate study
  - why GSICCS would be a good place for you to study
  - what plans and goals you have for your career after completing the GSICCS program
  - any other points that may assist in evaluating your aptitude and motivation to study at GSICCS
- Your Statement of Purpose should be written in English in around 800 words. Refer to the prescribed form for details and attach the form as a cover page.

## ⑩ Other Evidence of Research

- **Submission is optional.** You may provide a detailed description of your graduation thesis (or other research outputs relating to your intended research theme).
- Description should be written in English in around 1000 words. Refer to the prescribed form for details and attach the form as a cover page.

## 11 English Proficiency Test Scores

- Test scores received before the online application system opening period will be accepted, but any scores received after the application period will NOT be accepted. Make your arrangement well in advance of the application deadline.
- Submission is waived for those who have graduated/are expected to graduate from GSICCS.
- Applicants are required to submit **at least one of the test scores listed below regardless of their native language.** Note that **the submission is NOT waived even if you are a native English speaker.**
- The submission is **exempted only if applicants have completed/are expected to complete an English based Master's program.** If the school is located in Non-English-Speaking counties/regions, provide the URL of the school's website or official document proving this through TAO.
- There are no minimum scores/requirements for the tests below. However, the reference scores are disclosed. [English-Proficiency-Test-Scores.pdf \(waseda.jp\)](#)
- Applicants are required to submit the scores of the designated tests taken at a test center. GSICCS does not accept the tests taken online at home.
- Examinations taken on or after **September 1, 2024** are deemed valid.
- Submission method differs depending on the test you submit. Please refer to the chart below for details;

TOEFL iBT	<p>Scores must be sent directly from the ETS. Use the following institution code: <b>4232</b>            For the department, select "Others" or one related to your research plan.</p> <p><i>*TOEFL iBT Home Edition and TOEFL ITP (Institutional Testing Program) are NOT accepted</i>  <i>*In general, tests taken at other than testing center are not accepted</i>  <i>*TOEFL MyBest Scores and are NOT accepted</i></p>
IELTS (Academic)	<p>Scores must be sent directly from the test board electronically using the following information.</p> <p>Institution: Waseda University            Department: Admissions Center            Address: 1-6-1, Nishi-waseda, Shinjuku-ku, Tokyo, 169-8050 Japan, Admissions Center, Waseda University            Delivery Method: Electronic Score Delivery</p> <p><i>*IELTS Indicator and IELTS Online are NOT accepted</i>  <i>*In general, tests taken at other than testing center are not accepted</i>  <i>*IELTS One Skill Retake is NOT acceptable</i></p>

## 12 Copy of Payment Receipt

- Prepare a photo or screenshot of the screening fee payment receipt.
- Refer to "Step 4 Complete the Payment of Screening Fee" for more details.

## 13 Recommendation Letter(s)

- **DO NOT** submit your application until you confirm that your recommender completed the submission of Recommendation Letter(s). Recommendation letter(s) cannot be submitted after you finalize your application.
- Recommendation letters must be submitted through TAO by using the designated online form. Make sure to work closely with your evaluator(s) well in advance. You can send requests to evaluator(s) before you complete other sections of your application forms.
- Any letters submitted in a different format or method will NOT be considered valid. Contact the GSICCS office well in advance if there is any problem.
- Click “Recommendation Letter” section in your application on TAO, and send a “Request” to your evaluator(s). When you send a “Request”, make sure that the e-mail address of the recommender(s) is officially used for their occupation. As a basic rule, refrain from using free e-mail address(es). **Please check that the e-mail address is correct (e.g., for extra space or spelling mistakes).**
- Ask your recommender(s) to complete the designated online form by the deadline. Share the instructions on the following page or the following URL with your evaluator(s);  
<https://www.waseda.jp/fire/gsiccs/assets/uploads/2021/06/Instructions-for-Evaluators.pdf>
- In some cases, the GSICCS office will contact the recommenders to verify the information on the form.
- Any falsification of documents/information will lead to the rejection of the application and other serious measures.
- The required number of letters differs depending on your application category;

AO Admission	Intramural Selection Recommendation
<ul style="list-style-type: none"> <li>• Applicants must submit <b>two Recommendation Letters</b> written by separate evaluators.</li> <li>• As a basic rule, one of the two letters should be written by the research director who supervised the applicant’s most recent academic program, who should be well acquainted with the academic profile of the applicant.</li> </ul>	<ul style="list-style-type: none"> <li>• Applicants must submit one Recommendation Letter written by their <b>research director</b>. *Although TAO states that “2 Letters are required”, you may finalize your application with one letter.</li> </ul>

**The Admissions Office**  
Offering the choice of colleges from the world map

Search schools Admissions Office

**requirements from university**

Recommender/Requestee classification	Supervisor
Required number	2
Maximum number of submissions	2

**Request**

Completion status: Not responded, Open status: Unopened, Email address: tao.demo.recommender1@gmail.com

Request for documentation form to be reused

Cancel my request

**Once your evaluator opens your e-mail, “Open Status” changes from Unopened to Opened. After your evaluator completes the letter, “Completion Status” changes from Not submitted to Submitted.**

**DO NOT finalize your application until you confirm your letter(s) have been submitted.**

## Instructions for the Evaluators

Graduate School of International Culture and Communication Studies, Waseda University, uses an online application system, "The Admissions Office (TAO)". In order for our applicant to complete their application, we would appreciate your cooperation with submitting "Recommendation Letter" online as instructed below.

### ① Request E-mail from TAO

You will receive a request e-mail from TAO ([no-reply@admissions-office.net](mailto:no-reply@admissions-office.net)), when our applicant sends a request for "Recommendation Letter" on the online application system. Please access the link provided in the e-mail to proceed.



\*Please add the sending domain (@admissions-office.net) to your list of accepted e-mail senders to ensure that you receive the messages sent from TAO.

### ② Create an account

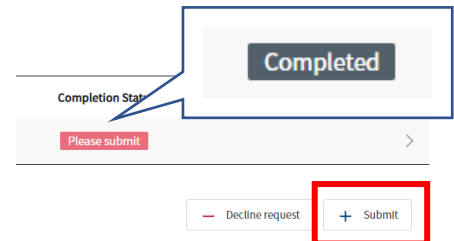
Choose "Recommenders/Requestees" tab and click "Create a new account". Please **use the same e-mail address which you received the above request message**. A confirmation e-mail will be sent to you once you create a new account.

### ③ Complete "Recommendation Letter"

Click the applicant's request and enter required information either in English or Japanese. Your recommendation letter will NOT be disclosed to the applicant.

### ④ Submit "Recommendation Letter"

Click "Submit" to submit the completed "Recommendation Letter". Please confirm that the status is changed from **Please submit** to **Completed** after you finalize your letter.



## 推薦者の方へ

The Admissions Office (TAO)は、早稲田大学国際コミュニケーション研究科が使用しているオンライン出願システムです。当研究科志願者が出願を完了できるよう、以下の手順をご確認の上、「推薦状」の作成にご協力願います。

### ① 依頼メールの受信

志願者が TAO 上で推薦者に作成依頼を送信すると、TAO ([no-reply@admissions-office.net](mailto:no-reply@admissions-office.net)) より推薦状作成の依頼が届きます。メール内のリンクからウェブサイトへアクセスしてください。 ※所定ドメイン(@admissions-office.net)からのメール受信ができるように設定願います。

### ② アカウント作成

「推薦者/依頼受領者」タブの「アカウントを作成する」をクリックし、TAO のウェブサイトからアカウントを作成してください。**メールアドレスは、推薦状作成依頼を受け取ったメールアドレスを使用してください。**アカウント作成後、登録確認のメールが送信されます。

### ③ 推薦状の入力

TAO にログイン後、対象の志願者欄をクリックし、日本語もしくは英語で必要項目をご入力ください。なお、入力した内容は志願者本人には公開されません。

### ④ 推薦状提出

作成後、「推薦状を提出する」ボタンをクリックし、TAO へ推薦状を提出してください。提出状況が **入力済** から **提出済** に変更されていることをご確認ください。

## Step 4 Complete the Payment of Screening Fee

Payment of the screening fee must be completed from either within or outside of Japan before submitting the application. Please be reminded that you are required to upload a digital copy of the receipt of your screening fee payment.

### 1. The Amount of Screening Fee

- The amount of the screening fee differs depending on the application category and/or the country of residence at the time of application (regardless of nationality).
- You may be asked to provide documentary proof of residence if you reside outside of Japan. In this case, the GSICCS office will contact applicants individually.
- Applicants who reside and apply from specified countries may be eligible to apply for a screening fee waiver program. Please refer to “3. Screening fee Waiver Program for Applicant from Specified Countries.”
- The screening fee is also waived in the following cases.
  - A. In the case of current Master’s Program students at GSICCS, the Graduate School of Japanese Applied Linguistics (GSJAL) or the Graduate School of Asia-Pacific Studies (GSAPS) belonging to the Faculty of International Research and Education of Waseda University, who are expected to complete their program in **March 2027** and apply to the GSICCS Doctoral Program of **April 2027** entrance.
  - B. In the case of applicants who continuously enroll as a non-degree student (not sponsored) at GSICCS, GSJAL, or GSAPS immediately after their graduation from the Master’s Program at GSICCS, GSJAL, or GSAPS, and wish to continue their study in the GSICCS Doctoral Program within four years after their entrance into the Master’s Program at GSICCS, GSJAL, or GSAPS.
- If you are a MEXT scholarship student at the time of application and are accepted to GSICCS and will continue your enrollment as a MEXT scholarship student after admission, the screening fee will be refunded after enrollment.

(in Japanese yen)

Category	AO Admission		Intramural Selection by Recommendation and those who fall in the category A or B above
	Domestic Application (Residents of Japan)	Overseas Application (Residents of countries other than Japan)	
Qualification	Applicants residing in Japan at the time of application (No nationality restriction, including international applicants residing in Japan)	Applicants residing outside of Japan at the time of application (No nationality restriction, including Japanese residing overseas)	
Screening Fee	¥30,000	¥15,000	Exempted

### <Refund of Screening Fee>

- As a general rule, the screening fee will not be refunded. However, in the following cases, the screening fee alone will be refunded in full or in part. If any of these apply to you, please contact the GSICCS by **September 15**, by e-mail.
  - 1) You paid more than the prescribed screening fee amount.
  - 2) You paid the screening fee but did not complete the online application.
  - 3) You paid the screening fee and complete the online application, but your application was not accepted because it was incomplete or did not meet the eligibility criteria.
- You will be responsible for any fees incurred during the refund.

## 2. Method of payment for the Screening Fee

<b>Screening Fee Payment Period</b>	00:00 am, July 29 – 5:00 pm, August 24, 2026
-------------------------------------	--

\*The timeline indicates Japan Standard Time (JST)

Please pay the screening fee by using one of the following methods. Any handling fees shall be paid by applicants.

**Make sure to select the payment to GSICCS and NOT TO make wrong payments to other schools.**

<b>Payment at a Convenience Store (Available only in Japan)</b>	
<ul style="list-style-type: none"> <li>• To make the payment at a convenience store, access the “screening fee convenience store payment site” (<a href="http://e-shiharai.net/">http://e-shiharai.net/</a>) [Japanese only] first, and complete the designated payment registration, and then go to a convenience store.</li> <li>• After making the payment, save the “Certificate of Payment of the Screening Fee,” page as a PDF document, and upload it onto the online application system (TAO). Check the details on the screening fee payment method on page 18.</li> <li>• The payment can be made 24 hours a day, 7 days a week, including on Saturdays, Sundays, and holidays. (For the last day of the payment deadline, the system to pay via the website closes at 11:00 pm and that of convenience store closes at 11:30 pm) However, please be advised that when a specific deadline time is set on the final day of the application period, payment must be completed by that time.</li> <li>• If a family member or acquaintance of an applicant conducts the procedure on behalf of an applicant, such family member or acquaintance <b><u>must enter the applicant’s information.</u></b></li> </ul>	
On the “Category Selection” page, make the following selections;	
Top Page	受験料・選考料のお支払い
第一選択	国際コミュニケーション研究科
第二選択	2027年4月入学
第三選択	博士後期課程
第四選択	Choose applicable amount

### Payment by Credit Card, Union Pay (Online Payment)

- To make a payment by credit card or online payment system (China Union Pay), please access the online screening fee payment website (<https://e-shiharai.net/ecard/>) and complete the procedure.
- After completing the transaction, save the “Result” page as a PDF document, and upload it onto the online application system (TAO). Check the details on the screening fee payment method on page 19.
- The payment can be made 24 hours a day, seven days a week, including on Saturdays, Sundays, and holidays. (For the last day of the payment period, credit card payment must be made by 11:00 pm(JST)) However, please be advised that when a specific deadline time is set on the final day of the application period, payment must be completed by that time.
- The payment can be made with a credit card held in the name of a person other than the applicant. However, **the applicant’s information must be entered in the “Basic Information” page of the screening fee payment website.**

On the “Category Selection” page, make the following selections;

Top Page	Examination Fee
First selection	Graduate School of International Culture and Communication Studies
Second selection	April 2027 Admission
Third selection	Doctoral Program
Fourth Selection	Choose applicable amount

### 3. Screening Fee Waiver Program for Applicants from Specified Countries

Waseda University provides a screening fee waiver for those who meet the conditions in the following link. Note that this waiver privilege is applicable only when applicants themselves submit a waiver request, and it does not automatically apply even if the applicant’s conditions are met.

[https://www.waseda.jp/fire/gsiccs/assets/uploads/2025/06/Application\\_For\\_Screening\\_Fee\\_Waiver.pdf](https://www.waseda.jp/fire/gsiccs/assets/uploads/2025/06/Application_For_Screening_Fee_Waiver.pdf)

# Waseda University

## Convenience Store Easy-Pay Systems for Entrance Exam Fees

Now you can transfer funds to pay for your entrance examination - 24 hours a day - from your nearest Lawson, Ministop, FamilyMart, Seven-Eleven.

- 1 Before going to the convenience store, you will need to obtain an application number which you can get from going online on either your cellphone or computer. This number will be required when you make your payment.



<https://e-shiharai.net/>



To obtain your application number, please follow the instructions on the screen and input all necessary information. This number will be required when you make your payment.

If you input the wrong information when trying to obtain your application number, please start again from the beginning and make your payment. If you are not able to make the required payment before the due date you will receive this deadline upon completing the online application, all the information you had input will be canceled automatically.

### 2 Convenience Store Payment

●The application fee cannot be paid through an ATM. Be sure to make your payment at the cash register.

**Paying at SEVEN-ELEVEN**  
[13-digit Payment Slip Number] 払込票番号

Tell the counter staff that you want to make an "Internet shiharai." Then provide your Payment Slip Number [払込票番号].

※If a payment slip is not printed out, just tell your number to the counter staff.

A multifunction copier can not be used to make payment.

- Make the payment at the register.
- Receive an Application Fee Statement. Detach the Certificate of Payment (receipt) portion.

**Paying at LAWSON or MINISTOP**  
[11-digit Customer Number] お客様番号  
[4-digit Verification Code] 確認番号

Use the Lawson information terminal **Loppi**

Touch the "各種サービスメニュー" option  
Various Service Menus

Select the "各種代金インターネット受付" button on the touch screen  
All Payments

Touch the "各種代金お支払い" option  
All Payments

Touch "マルチペイメントサービス"  
Multi-Payment Service

Enter your [お客様番号] [確認番号]  
Customer Number Verification Code

- Information terminal issues a funds transfer receipt. You will need to take this to the cash register within 30 minutes and make the actual payment.
- Receive an Application Fee Statement. Detach the Certificate of Payment (receipt) portion.

\* Design and layout of the touch screen buttons is subject to change without notice.

**Paying at FamilyMart**  
[11-digit Customer Number] お客様番号  
[4-digit Verification Code] 確認番号

multifunction copier

Select the "代金支払い" button on the touch screen  
All Payments

Enter your [お客様番号] [確認番号]  
Customer Number Verification Code

### 3 Application

Affix the receipt portion to "Form for Submission of the Certificate of Payment of Application Fee" in the designated location.

●Seven-Eleven ●Family Mart

Detach the receipt portion of the Exam Fee Statement and affix it to the application packet in the designated location.

●Lawson ●Ministop

Detach the receipt (Certificate of Payment) of the Application Fee Statement and affix it to the application packet in the designated location. Avoid entering the remainder of the Fee Statement (Applicant's Copy) portion for your records.

Take a photo of the payment receipt which includes your name, payment date and amount, and upload it with your application on the online application system (TAO).

The appearance of the latest submission may differ from the illustration above.

Attach Your Receipt (Certificate of Payment) to the Application

When attaching the certificate of payment, be sure to use glue which is suitable for use with thermal paper and pressure-sensitive paper. Please check the glue label.

When paying at a convenience store, proof of payment via bank stamp is not necessary.

- Be sure to complete your convenience store payment before the time limit expires. All the payment information you entered will be deleted automatically if the payment is not completed before the deadline.
- Please note: After application fee payment has been made at any of the above shops, refund is not possible.
- Please double-check the application deadline in your application guide. Post your payment early enough to be sure it is received in time.

■Payment Commission (transfer fee charged by all participating stores)  
There is a fee for this payment transfer service, which applicants must pay in addition to the entrance exam fee. The payment commission is as the same at all participating stores.

Entrance exam fee	Payment Commission
~ 9,999 yen	500 yen
10,000 yen ~ 29,999 yen	570 yen
30,000 yen ~ 49,999 yen	600 yen
50,000 yen ~ 99,999 yen	820 yen
100,000 yen ~	890 yen

convenience stores:

Questions about paying your entrance exam fees at convenience stores? Please visit:

Note: Convenience store staff cannot answer questions about the service.

<https://e-shiharai.net/>

# Waseda University Examination Fee Payment by Credit Card and Union Pay

24 hours a day, 365 days a year, you can pay anytime! Easy, Convenient and Simple!

You can pay the Examination Fee by using  
Credit Card and Union Pay.



Access the site below

<https://e-shiharai.net/ecard/>



Web Application - Online Transaction

- |   |  |
|---|--|
| 1. Top Page   | Click "Examination Fee".   |
| 2. Terms of Use and Personal Information Management | Please read the Terms of use of an Personal Information Management.<br>Click "Agree" button located in the lower part of this page if you agree with these terms.<br>Click "Not agree" button located in lower part of this page if you do not agree with these terms. |
| 3. School Selection                                 | Click "Waseda University".   |
| 4. School Information                               | Read the information carefully and click "Next".   |
| 5. Category Selection                               | Choose First to Fourth Selection and click "Add to Basket".  |
| 6. Basket Contents                                  | Check the contents and if it is OK, click "Next".  |
| 7. Basic Information                                | Input the applicant's basic information.<br>Choose your credit card and click "Next".  |

### Paying with Credit Card

Input Credit Card Number (15 or 16-digits),  
expiration date and security code.

All of your application information is displayed.  
Click "Confirm" to verify.

Click "Print this page" button and print out  
"Result" page.

### Paying with Union Pay

Follow the onscreen instructions to complete the card payment.

Please click the "Application Results" button in the upper  
part of this site (e-shiharai.net).

Please write down the "Receipt Number" given when you  
complete your application, and enter your  
"Payment Method", "Receipt Number" and "Birth Date".  
Please make sure your printer is ready.

Please print out the "Payment Inquiry - Inquiry result" page.

Enclose the printed "Result" page in an application envelope with  
other necessary application documents.

Save the screenshot of "Result" page and upload it with your application  
on the online application system (TAO).

Application

#### [NOTICE/FAQ]

- During the payment periods and application periods specified in the application guidelines, you can make payment anytime. Please consult the application guidelines and complete payment in time for the application period.
- On the last date of the payment period, please complete the transaction by 11:00pm Japan time.
- It is possible to use a card which carries a name different from that of the applicant. However, please make sure that the information entered in the Basic Information page is the applicant's information.
- If you did not print out the "Result" page, you can display it later on the Application Result page. Please enter "Receipt Number" and "Birth Date" to redisplay.
- Please contact the credit card company if your card is not accepted.

#### ■ Payment Commission

There is a fee for this payment transfer service, which applicants must pay in addition to the entrance exam fee.

Entrance exam fee	Payment Commission
~ 29,999 yen	565 yen
30,000 yen ~ 49,999 yen	1,005 yen
50,000 yen ~ 69,999 yen	1,446 yen
70,000 yen ~ 99,999 yen	1,833 yen
100,000 yen ~ 199,999 yen	2,074 yen
200,000 yen ~ 299,999 yen	2,618 yen
300,000 yen ~	4,400 yen

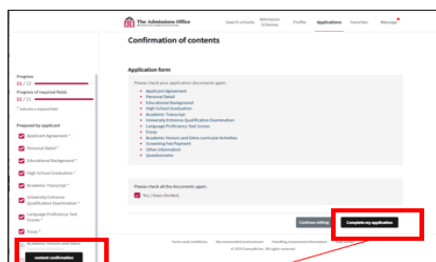
For questions or problems not mentioned here, please contact :

**E-Service Support Center Tel : +81-3-5952-9052 (24 hours everyday)**

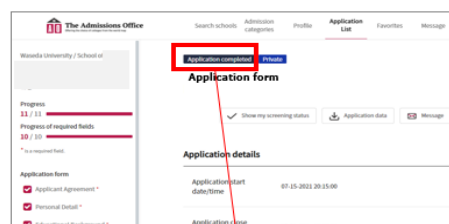
## Step 5 Upload Documents and Complete Application

Section on TAO	Required Documents (* If applicable)	Checklist (* If applicable)
1_Personal Details	<ul style="list-style-type: none"> <li>① Copy of Passport</li> <li>② Copies of both sides of Residence Card*</li> <li>③ ID Photo Data</li> </ul>	<ul style="list-style-type: none"> <li><input type="checkbox"/> My registered name is as the same as shown in my passport.</li> <li><input type="checkbox"/> My preference of the Research Director has been entered correctly.</li> </ul>
2_Certificate of Graduation	<ul style="list-style-type: none"> <li>④ Certificate of (Expected) Graduation of both undergraduate and graduate degrees</li> </ul>	<ul style="list-style-type: none"> <li><input type="checkbox"/> I have confirmed the information written on the certificate is correct (e.g. spelling of your name, date of birth, date of graduation etc).</li> <li><input type="checkbox"/> *I am expected to graduate/have graduated from a university in China and completed the required steps (see P.10).</li> </ul>
3_Educational Background		<ul style="list-style-type: none"> <li><input type="checkbox"/> I have listed up all the schools I have attended since primary school.</li> <li><input type="checkbox"/> *I have described the reasons why I completed my undergraduate/ Master's program in less/more than the standard length of curriculum.</li> </ul>
4_Transcripts	<ul style="list-style-type: none"> <li>⑤ Certificate of GPA (Academic Transcripts) of both undergraduate and graduate degrees</li> </ul>	<ul style="list-style-type: none"> <li><input type="checkbox"/> I have confirmed the information written on the certificate is correct (e.g. spelling of your name, date of birth, date of graduation etc).</li> <li><input type="checkbox"/> I have submitted grading scale/grading scale is included in the transcript.</li> </ul>
5_Manuscripts	<ul style="list-style-type: none"> <li>⑥ Master's Thesis*</li> <li>⑦ Outline of Master's Thesis</li> <li>⑧ Research Plan</li> <li>⑨ Statement of Purpose</li> <li>⑩ Other Evidence of Research*</li> </ul>	<ul style="list-style-type: none"> <li><input type="checkbox"/> I have written the papers within the designated length.</li> <li><input type="checkbox"/> I have attached the designated forms as a cover page to each document.</li> </ul>
6_English Proficiency Test Scores	<ul style="list-style-type: none"> <li>⑪ English Proficiency Test Scores*</li> </ul>	<ul style="list-style-type: none"> <li><input type="checkbox"/> *I have arranged an English proficiency test score taken on or after September 1, 2024, to be sent directly to the GSICCS office.</li> </ul>
7_Other Information		—
8_Screening Fee Payment	<ul style="list-style-type: none"> <li>⑫ Copy of Payment Receipt</li> </ul>	<ul style="list-style-type: none"> <li><input type="checkbox"/> * I have completed the payment of screening fee to GSICCS during the designated period.</li> </ul>
Recommendation Letters		<ul style="list-style-type: none"> <li><input type="checkbox"/> My evaluator(s) meets the requirements (see P.13).</li> <li><input type="checkbox"/> My evaluator(s) have completed the recommendation letters on TAO.</li> </ul>

- I can submit official documents of my application materials once I am accepted into GSICCS (see P.8, P.23)
- I have attached official translation to the documents written in languages other than English or Japanese (see P.8)
- I have completed my application by pressing "Complete my application" button by the deadline
- I have checked my application status changed from **Application in progress** to **Application Completed** on TAO



Make sure to click "content confirmation" button and check all the sections have been completed. Click "Complete my application" to submit your application.



Make sure to confirm your application status has been changed from "Application in progress" to "Application completed".

## Step 6 Notification of Examinee Number

After the application period, all applicants whose application documents are accepted will be notified of their examinee number on TAO.

Login > Applications > Completed > Choose your application > Show examinee slip

Notification of Examinee Number	10:00 am, October 20, 2026
---------------------------------	----------------------------

\*The timeline indicates Japan Standard Time (JST)

## Step 7 Interview (Only if applicable)

Applicants may be invited to an interview during the following period if applicable. If applicable, applicants will be notified along with their examinee number on TAO and receive an email about details from the office. Make sure to check this e-mail immediately to arrange the interview date. **Applicants are strongly advised to keep their schedule open during the interview period. If you are invited to an interview and wish to attend, you must confirm your attendance by the designated deadline.** If the applicants miss the notification and in turn miss their interview date, the GSICCS office cannot be held responsible.

Notification Date	Interview Acceptance Deadline	Interview Screening Period
10:00 am, October 20, 2026	12:00 pm, October 22, 2026	October 23 – 26, 2026

\*The timeline indicates Japan Standard Time (JST)

- Interview will be conducted online via zoo. The session will be recorded and the recording will only be used for the admission purposes.
- **An interview request (or lack of it) is not indicative of your final screening result.** We will not accept any inquiries regarding the criteria used to determine who is interviewed or not.
- If your interview is conducted online, you will be responsible for the arrangement of a proper interview environment, internet connectivity, and any fees that may incur. If during the interview, we find that the interview location is inappropriate (e.g. too much background noise, the presence of other people), the interview may be cancelled and the applicant may be regarded as being absent from the interview.
- To confirm that there are no third parties around, please note that you may be asked to move the camera before, during and after the interview to view the entire room.

## Step 8 Result Announcement

All applicants whose application documents are accepted will be notified of their application results on TAO. Enrollment procedure information will be sent by e-mail or on TAO to successful applicants.

Login > Applications > Completed > Choose your application > View my screening results

Result Announcement	10:00 am, November 17, 2026
---------------------	-----------------------------

\*The timeline indicates Japan Standard Time (JST)

### IMPORTANT

- The results will NOT be informed by e-mail, telephone or in person.
- The announced results are the final decisions which are made by the admissions board. Inquiries regarding the admission decision, requests for advice, guidance, or comments on your application, and appeals for reconsideration of the decision will not be handled under any circumstances.

## Step 9 Enrollment Procedures

Successful Applicants are required to complete both First and Second Enrollment Procedures.

### First Enrollment Procedures

#### 1. Payment of the Registration Fee, School Expenses and Other Fees

The registration fee, tuition fees and other fees for the first semester must be paid within the following period.

<b>Payment Period</b>	November 17 – 30, 2026
-----------------------	------------------------

\*The timeline indicates Japan Standard Time (JST)

- If you have been accepted by a Waseda graduate school and completed the payment of the registration fee, school expenses and other fees to that school and are later accepted by another Waseda graduate school which you prefer to enter, you can enter the preferred graduate school and request to have the amount you have already paid transferred to that school. However, this procedure can be done only when the enrollment procedure periods of the two schools do not overlap. For more information about the procedure, please refer to the “Enrollment Procedure Information” which will be sent to successful applicants.
- As a general rule, we do not return submitted documents or refund registration fee, tuition and other fees (for the first semester). However, if you do not enter Waseda University owing to unavoidable circumstances or fail to meet the eligibility criteria before enrollment, we may refund tuition and other fees (for the first semester) only. For more information on the procedure for receiving such a refund, refer to the “Guide to Entrance Procedures” sent to successful applicants during the second enrollment procedures.
- Please be aware that the period of enrollment cannot be changed (deferred/postponed to a different month/year) once accepted.

#### 2. School Expenses and Other Fees

(in Japanese Yen)

Academic Year	Time of payment	Registration Fee*	Academic fees		Membership Fees	Total
			Tuition Fee	Seminar Fee	Waseda University Student Health Promotion Mutual Aid Association Fee	
First Year	(On Entry) 2027 Spring	200,000	274,000	2,000	1,500	477,500
	2027 Fall	----	274,000	2,000	1,500	277,500
	<b>Total</b>	<b>200,000</b>	<b>548,000</b>	<b>4,000</b>	<b>3,000</b>	<b>755,000</b>
Second Year	2028 Spring	----	374,000	2,000	1,500	377,500
	2028 Fall	----	374,000	2,000	1,500	377,500
	<b>Total</b>	<b>----</b>	<b>748,000</b>	<b>4,000</b>	<b>3,000</b>	<b>755,000</b>
Third Year	2029 Spring	----	374,000	2,000	1,500	377,500
	2029 Fall	----	374,000	2,000	1,500	377,500
	<b>Total</b>	<b>----</b>	<b>748,000</b>	<b>4,000</b>	<b>3,000</b>	<b>755,000</b>

\*The registration fee will be credited toward the enrollment fee for students who enroll.

- **If you are currently enrolled in, or have graduated from, completed, or withdrawn from an undergraduate, graduate, or specialized program of Waseda University, your registration fee will be refunded.** For more information, please refer to the “Enrollment Procedure Information” which will be sent to successful applicants.
- Seminar, membership fees and other fees are subject to change.
- The school expenses and other fees required for the second year include tuition and Waseda University Student Health Promotion Mutual Aid Association Fees (student health insurance fee).
- In addition to the above fees, 40,000 yen for the alumni association membership fee is required in the final semester. The payment will be waived for those who are graduates of Waseda University and have already completed the payment at the time of graduation.

### 3. Submission of Enrollment Documents

Successful applicants are required to submit official documents in order to prove originality of documents listed below whose digital copies were uploaded on TAO.

#### <Required Documents>

Document	Notes	Deadline
Academic Transcript	· Must include the same contents as what you submitted during application.	Late December 2026
Certificate of Graduation	· Must show that you have actually graduated from the university. · Certificate of Expected Graduation is NOT required (nor accepted) for those who uploaded it during application. · Applicants who graduated from universities in mainland China are required to arrange verification e-mails for both "Certificate of Graduation (Diploma)" and a "Degree Certificate" as directed on P.10.	TBA

\*The timeline indicates Japan Standard Time (JST)

#### <What makes a document "Official"?>

An official document is one that meets all the following three conditions:

- (1) Issued by the educational institution (e.g., university), the government, exam board, or test provider
- (2) Issued for a third party use
- (3) Submitted via one of the following methods:

Submission Method	Who may submit	Notes
Post	Applicants/ institutions	We accept: - An "original" document: one with stamp, seal, watermark or signature of the issuer in ALL pages. - A "certified" document: copy of the original document that has been deemed equivalent to the original with an official seal from the issuing institutions (e.g., a university) or another institution (e.g., a notary public).  A simple photocopy is NOT acceptable.  If your documents are sealed in an envelope by institution, do NOT open it as it may lose its validity once opened.
E-mail	School officials (administrators etc.)	The e-mail must be sent through a school domain e-mail address. If the institution you are currently enrolled in does not have an official domain, the official documents must be sent by post.
Digital Credential Service		· Arrange to send via digital credential services such as National Student Clearinghouse, Parchment Exchange, My eEquals, OpenCerts (Singapore) etc. · Applicants who graduated from universities in mainland China are required to arrange verification e-mails for both "Certificate of Graduation (Diploma)" and a "Degree Certificate" as directed on P.10.

[Send to] Postal Mail: See the cover page of this guide.

E-mail / Digital Credential Service: [gsiccs-ent@list.waseda.jp](mailto:gsiccs-ent@list.waseda.jp)

If you are unable to provide an official certificate by the designated deadline, you will be considered to have failed to meet the entrance qualifications. Discrepancies may be considered as falsification/fabrication of application documents, thus your admission may be revoked.

## Second Enrollment Procedures

The details of second enrollment procedures will be announced in **early February** for the successful applicants who have completed the first enrollment procedures.

### 4. Student Visa

International students who are admitted to Waseda University are able to apply for a status of residence “Student”. Those with the status of residence “Student” are eligible to apply for tuition reduction/exemptions and scholarships for international students. Those with a status of residence other than “Student” are eligible to enter Waseda University but please be aware that you cannot use various services and systems intended for international students as stated above.

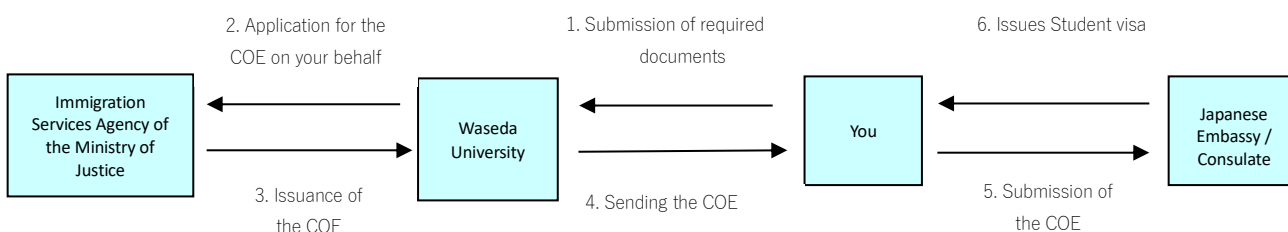
Please take note that students are not eligible to enroll in the university with a “Temporary Visitor” visa status. Carefully read below and take the necessary measures.

#### Visa Application Procedures

In order to apply for a status of residence, you will first need to obtain a certificate of eligibility (COE) from the Immigration Services Agency of the Ministry of Justice of Japan, located in Japan. Limited to students with foreign citizenship and living outside of Japan who have completed enrollment procedures, Waseda University will apply for a COE to the Immigration Services Agency on the student’s behalf.

**After the COE is issued, Waseda University will send it to the student. Upon receiving the COE, you will need to take the COE and other documents (e.g. your passport) to the Japanese embassy or consulate in your country of citizenship/residence to apply for a “Student” visa.** The COE expires in 3 months of issuance, so be sure to acquire your visa within 3 months and enter Japan.

“Student” Visa Acquisition Process (1 → 2 → 3 → 4 → 5 → 6)



#### NOTE

- The process takes **more than two-three months** thus please submit the COE documents at the time of enrollment procedures.
- **If you hold a dual citizenship of Japan and another country, you cannot apply for the COE/student visa.**
- **If you currently have a status of residence “Student”,** please process the “application for extension of period of stay” as necessary. You are able to apply for an extension of period of stay up to three months before your status of residence expires. Please contact the Immigration Services Agency for further details.
- **If you have a status of residence “Temporary Visitor”,** as a general rule, you will need to temporarily leave Japan and apply for status of residence “Student.” For details on how to apply for a status of resident “Student,” please refer to the above.
- **If you currently have a status of residence such as “Long Term Resident,” “Dependent,” etc.,** there is no need for you to undertake any procedures. However, if you wish to change your status of residence to “Student,” you will need to apply for a change of status of residence. For more details, please contact the GSICCS office.
- Waseda University acts on your behalf to apply for a “Student” status of residence only. If you wish to apply for other types of status of residence, you need to make an application by yourself at the Immigration Services Agency.
- If you do not submit the necessary documents or the submitted documents are incomplete, Waseda will not be able to apply for a COE on your behalf.
- The Immigration Services Agency may require you to submit additional documents.
- An applicant who wishes to withdraw from enrolling in Waseda after receiving the COE must follow the procedure for the

withdrawal of enrollment and immediately return the COE to Waseda University. If you are accepted by another university in Japan, please make sure that you do not apply for a COE at more than one university. If there are multiple applications, the COE cannot be issued.

- The Immigration Services Agency is solely responsible for decisions regarding status of residence. If issuance is delayed or application is not approved, Waseda University cannot be held responsible for the cancellation fee of your air ticket and other inconveniences. Please be careful when you book your flight.
- Applicants who hold nationality from the Philippines / Vietnam / Indonesia / Nepal / Myanmar / China are required to submit the “Tuberculosis(TB) Clearance Certificate” in addition to the usual Certificate of Eligibility (COE) application documents to prove that you are not infected with TB. The date this rule takes effect differs depending on your nationality, so please be sure to check the details from the following document if applicable.

<https://www.waseda.jp/inst/cie/news/40765>

## 5. Scholarships

Waseda ranks at the top of Japanese universities in terms of both the number of scholarship recipients and the total funds disbursed. All Waseda-funded scholarships are outright grants rather than loans.

Students who wish to apply for scholarships need to complete the online scholarship registration form by the designated date.

Note that the application procedures and types of scholarships differ for Japanese\* students and international students.

(\*Including students with visa status such as “permanent resident”, “long-term resident”, “spouse or child of Japanese national” or “spouse or child of permanent resident”)

Detailed information on scholarship programs will be sent to successful applicants.

An overview of different scholarship programs can also be found on the following websites:

- Support for International Students (Tuition and Aid) <https://www.waseda.jp/inst/cie/en/life/aid>
- Waseda University Scholarship and Financial Assistance Section <https://www.waseda.jp/inst/scholarship/en/>

## 6. Dormitories

Detailed information on dormitories will be sent to successful applicants. You may also refer to the following website and please contact the Dormitory Desk, Student Affairs Section for any inquiries regarding housing.

Waseda University Dormitory Desk, Student Affairs Section	<a href="https://www.waseda.jp/inst/rlc/en/">https://www.waseda.jp/inst/rlc/en/</a>
---	---

## 7. Arrival in Japan, Orientations and Entrance Ceremony

Orientation programs for first-year students, course registration and other school events are scheduled from mid-March. Students should plan to arrive in Tokyo before these events take place. Waseda University Entrance Ceremony and GSICCS Opening Ceremony will be held in April. Further details of the schedule will be informed to those who have completed the enrollment procedures.

## IV. Appendix

### Notes on Application

---

#### (1) Communication Method

GSICCS will contact to applicants via TAO message and/or e-mail address that you registered on TAO when we notify incomplete documents, examinee number, interview invitation and enrollment procedures, etc. Be sure to add our sending domains (“list.waseda.jp” and “admissions-office.net”) to your list of accepted email senders to ensure that you receive our emails. GSICCS will not be responsible for any consequences caused by the applicants’ failure to receive, read, and/or reply to the messages sent from GSICCS.

#### (2) Change in Contact Information

If there is any change of e-mail address, postal address, or telephone number, send an e-mail from your registered e-mail address to GSICCS.

#### (3) Reasonable Accommodation

If you expect to require reasonable accommodation during the entrance examination or after entering the University owing to a disability or serious medical condition, etc., or if a serious injury or illness is expected to affect your ability to take the entrance examination, please contact GSICCS before submitting your application. If you find yourself in such a situation after submitting your application, please contact GSICCS immediately.

#### (4) Requirements for Expected Students

If you submitted a certificate indicating that you are expected to meet the application requirements to enter Waseda University, you must submit an additional certificate indicating that you have indeed met the requirements prior to enrollment. You will not be permitted to enter Waseda University, even if you pass the screening, unless you submit the certificate confirming you have met the requirements.

### University Regulations

---

#### (1) Waseda University Code of Misconduct

Waseda University is committed to conducting its admission procedures with the utmost integrity and to maintaining an appropriate screening environment that ensures all applicants can be screened fairly and impartially. Please carefully read the below precautions before applying.

- A) You will be deemed to have committed a dishonest act if you falsified, fabricated, plagiarized, or modified a document, material, or information submitted in your application.
- B) Your actions will be considered dishonest if you take the interview for another applicant, if another person takes the interview in your place, or if you conduct other acts impairing the fairness of the interview.
- C) If a dishonest act is identified, any decision taken regarding your application may later be invalidated, and your application documents and screening fee will not be returned.
- D) To verify the authenticity and related matters of Submitted Documents, the University may inquire about the authenticity, etc., of documents, materials, theses, and information, etc., submitted to the University (hereinafter, "Submitted Documents") by providing said Submitted Documents to the issuers, providers, theses review entities, etc. By submitting or providing the Submitted Documents to the University, the applicant agrees to the university's right to make such inquiries.
- E) In addition, the following responses will be taken if a dishonest act is identified:
  - 1) The applicant may not be allowed to continue taking the interview or to participate in any other admissions at Waseda University during the year. Screening fees will not be returned.
  - 2) The results of all admissions taken by the applicant at Waseda University during the year may become invalid.

If, after enrollment, a student is found to have committed misconduct, they will be subject to a range of disciplinary action up to and including expulsion from the University and revocation of admission, in accordance with the University's rules and regulations.

In cases of misconduct that Waseda University find especially reprehensible, Waseda University may report to the police or contact the applicant's guardians, high school etc.

**(2) Accidents/incidents owing to force majeure:**

In the event of a natural disaster—such as typhoons, floods, earthquakes, tsunamis, etc.—fires, power outages, or other force majeure accidents or transportation disruptions, measures including delaying the start and end of the admissions, etc. may be taken. However, in such an event, GSICCS will not be liable for any inconvenience, expense, or other personal damage incurred by examinees as a result of such measures.

---

## Basic Policy Statements

**(1) Handling of Personal Information**

Waseda University will use the personal information (address, name, date of birth, etc.) collected at the time of application to conduct duties relating to admissions, announcement of successful applicants, enrollment procedures, and other related work. In doing so, the University will take necessary and appropriate measures to prevent the leakage, outflow, or unauthorized use of such information. The University may outsource all or part of the above items. In such cases, the University will oblige, by contract or other means, the subcontracted entity or entities to perform necessary and appropriate management of the information. The University may inquire about the authenticity, etc., of documents, materials, theses, and information, etc., submitted to the University (hereafter "Submitted Documents") by providing them to the issuers, providers, theses review entities, etc. By submitting or providing the Submitted Documents to the University, the applicant agrees to the University's right to make such inquiries. Personal information that has been statistically processed, keeping individual identities confidential, will be used as material for surveys and research for the University's admission selection processes.

**(2) Collecting information on Gender and Sexual Diversity**

For the sake of administering admissions screening in an efficient manner and carrying out enrollment procedures, Waseda University collects information regarding your sex on legal documents such as family register or passport. The information is collected only for reasonably justifiable purposes, and these cases are limited to a minimum. If your sex is marked as neither male nor female on the legal documents, please contact at [gsiccs-ent@list.waseda.jp](mailto:gsiccs-ent@list.waseda.jp) prior to application. The information does not affect the screening result.

<https://www.waseda.jp/inst/diversity/en/support/sexual-minority/>

---

## Frequently Asked Questions (FAQ)

Please visit the following website for further information regarding admissions and details of GSICCS.

<https://www.waseda.jp/fire/gsiccs/en/applicants/faq/>

---

## Revision History

Date of revision	Version	Page	What was revised
June 12, 2026	1.0	n/a	(Original version)