



WASEDA University response to the East Japan Earthquake

We would like to express our sincerest sympathy
to all the people affected by the East Japan Earthquake.

At WASEDA University, we are extending the best possible support to affected students in terms of various entrance procedures and financial support to continue studying at the university. As we have already announced on our website and in other media, we are flexibly responding to the needs of students who were affected after passing the entrance examination through the deferment of entrance procedures, in addition to such support as reduction and exemption of tuition and scholarship systems. For affected WASEDA students, we offer a similar reduction and exemption of tuition and scholarships. If you are eligible for such services, please contact the relevant points of contact that can be found in this extra edition as soon as you can. This extra edition of WASEDA Weekly not only covers schedule changes in school affairs and various informative matters but also important information for students to respond to a disaster. Please be sure to read through this extra edition.

Contents

Notice on reduction and exemption of school tuition and application for scholarships	P.2	Effects on school network and interruption of system services due to power shortages	P.4
To students (undergraduate schools, graduate schools, Intensive Japanese Language Program, Art and Architecture School)	P.3	In the case of an emergency From "Large Earthquake Response Manual"	P.5
Residence support for students (including new students) from areas affected by the East Japan Earthquake	P.3	Read and feel safe! WASEDA's view of how to look at earthquake disaster-related information	P.6/7
To those seeking employment	P.3	Major events	P.7
Check one more time! Responding to aftershocks and other emergencies	P.4	About the Seminar House	P.7
Help to save power on campus!!	P.4	Change of tutor registrations (1st Semester)	P.7
Open hours of campuses, facilities, and offices	P.4	Publication schedule of "WASEDA Weekly" changed	P.7
		To people considering volunteering to help with the East Japan Earthquake	P.8

To WASEDA students (including new students) from areas affected by the East Japan Earthquake

Notice on reduction and exemption of school tuition fee and application for scholarships

At WASEDA University, you can apply for a “reduction and exemption of tuition based on the effects of the disaster” and an “urgent application and emergency application scholarship, Japan Student Services Organization.”

If applicable, please proceed with the following procedure as necessary. If you have already done so, there is no need to follow the procedure again.

1. Application for reduction and exemption of tuition fee

If it is a case that due to this disaster, the house of your guarantor or person who pays your tuition is seriously damaged or financial circumstances of such a person has extremely changed, you can apply for reduction and exemption of tuition. **If you are subject to this, consult the office of your**

undergraduate school/graduate school and submit the required documents to your undergraduate school/graduate school by April 30, 2011.

*We will handle the application as far as possible even after the application period expired.

*To obtain a copy of the application form, please download the file from http://www.waseda.jp/jp/news10/110317_app.pdf

*Even if you cannot prepare all required documents, submit the application form for reduction and exemption of tuition first. The submission of this application is considered as a deferment application for the tuition of the first semester of FY2011. (Depending on individual conditions, we are prepared to pay utmost attention in responding to your application, so please consult the office of your undergraduate school/graduate school).

*Applicable areas: Aomori, Iwate, Miyagi, Akita, Yamagata, Fukushima, Ibaraki, Nagano, and Niigata Prefectures

*If you are from a prefecture other than above and have been affected by aftershocks and other disasters since the occurrence of the earthquakes on March 11, you can apply.

Inquiry/submission of application:

New students of undergraduate school: Entrance Center

[TEL] 03-3203-4331 *For details, please refer to the following URL.

[URL] <http://www.waseda.jp/nyusi/inf/110316.html>

Undergraduate school students other than freshmen: Office of undergraduate school/graduate school

*To contact the office of your undergraduate school/graduate school, please refer to the following URL:

[URL] http://www.waseda.jp/jp/news10/110314_eq2.html

2. For urgent application and emergency application scholarships (loan) by the Japan Student Services Organization

If you are affected in the area (or neighboring area) to which the Disaster Relief Act has been applied and have experienced serious changes in financial conditions (extreme increase in expenses or decrease in income), you can apply for the urgent application and emergency application scholarships (loan) to the Japan Student Services Organization, **and if you so desire, please bring a disaster victim certificate (issued by municipality) and visit the Scholarship Section. (This scholarship is a loan).** For details, please visit the website below or contact the Scholarship Section of the Student Affairs Division.

This application is acceptable only from those students whose guarantor or the person who pays your tuition has a registered address in the area (or neighboring area) to which the Disaster Relief Act has been applied. The application period is effective until February 2012.

Fifth or upper year undergraduate school students, those who cannot graduate within the number of years allowable for graduation, non-degree students, and those students who have already been receiving both type 1 and type 2 Japan Student Services Organization scholarships are not eligible to apply.

For areas to which the Disaster Relief Act has been applied, please refer to the following URL:

[URL] <http://www.waseda.jp/syogakukin/saigai.html>

Inquiry/submission of application:

Scholarship Section, Student Affairs Division

[TEL] 03-3203-9701 **[E-mail]** syogakukin@list.waseda.jp

“Summer Scholarship Registration:” Undergraduate students only (*)

For undergraduate students who have not been able to make a “Spring Scholarship Registration” (*1,) we will accept your “Summer Scholarship Registration” mainly for in-school scholarships by mail between August 1 and August 31, 2011. (Letters of application must be postmarked by the deadline).

For details, please refer to “2011 Scholarship Information Challenge” (for Undergraduate Students).

*Only Japanese citizens, permanent residents, long-term residents and spouses or children of Japanese (or permanent residents) are eligible.

A copy of “2011 Scholarship Information Challenge” (for Undergraduate Students) can be obtained at the office of your undergraduate school.



To students (undergraduate schools, graduate schools, Intensive Japanese Language Program, Art and Architecture School)

As of March 18, 2001, we announced that the term period of the first semester of 2011 is 13 weeks from May 6 to August 4 due to the East Japan Earthquake. Our classes are based on 15 weeks a semester. In 2011 first semester classes, the content for 15 weeks will be conducted within the 13 weeks of term time and achieve the targets of study described in the syllabus, so there is no difference in the content or quality of classes from an ordinary year (*Some undergraduate and graduate schools such as WASEDA Law School may have different schedules).

To guarantee the above, individual undergraduate, graduate and other schools will take appropriate measures such as the provision of information for preliminary study in April (using Course N@vi) and supplementary lectures after the start of term time in accordance with the content of classes and types of courses (compulsory and selective).

Students are expected to pay close attention to information about classes distributed through websites and e-mail of your undergraduate or graduate school and study accordingly by following the instructions.

From the Residence Center

Residence support for students (including freshmen) from areas affected by the East Japan Earthquake

Three companies that are in partnership with the university in realty brokerage services of lodging houses, apartments and condominiums for students and have track records in introducing many WASEDA students to accommodation (WASEDA UNIVERSITY PROPERTY MANAGEMENT CORP., WASEDA Univ. Coop and the Campus Corporation) are prepared to take supportive measures for students (including freshmen) from affected areas.

We will flexibly respond to students (including freshmen) whose accommodation is not yet fixed, depending on conditions, so please do not hesitate to consult us. We also offer support by telephone and e-mail, so please contact the companies below.

For dormitories directly owned by WASEDA University, capacity is already full and unable to accommodate any new boarding students, but among the dormitories affiliated with WASEDA University, WASEDA University International Dormitory (WID) managed and operated by Kyoritsu Maintenance K.K. and recommended dormitories still have vacancies. (In most dormitories, you may choose boarding). As support for new boarding students affected by the disaster, exemption of initial cost and deferment programs are offered, so please do not hesitate to contact us.

《Assistance finding lodging, apartments, and condominiums》

Support services offered by individual properties are different, so for details, please contact the companies below. Please also note that for some properties, a "disaster (victim) certificate" and/or "income certificate of bread-earner" may need to be submitted.

WASEDA UNIVERSITY PROPERTY MANAGEMENT CORP., (Student Residence Center)

[Address] 1F, Waseda STEP21 Building, 1-103 Totsuka-machi, Shinjuku-ku, Tokyo
[TEL] 03-5285-3016 **[E-mail]** info@wue.jp **[URL]** <http://www.wue.jp/bukken/>

*As special consideration properties, we have rent-free property for about a year and free-of-charge vacant rooms at ordinary households (with boarding).

WASEDA Univ. Coop (Union Member Service Center)

[Address] 2F, 17th Building, WASEDA University, 1-6-1 Nishiwaseda, Shinjuku-ku, Tokyo
[TEL] 0120-023-921 **[E-mail]** info@wcoop.ne.jp **[URL]** <http://www.wcoop.ne.jp/>

The Campus Corporation (UniLife)

[Address] 1F Takemoto Building, 1-33-5 Takadanobaba, Shinjuku-ku, Tokyo
[TEL] 0120-922-866 **[E-mail]** waseda@unilife.co.jp
[URL] http://www.unilife.co.jp/event/campus_waseda.html

《Finding a dormitory (affiliated with WASEDA University)》 Kyoritsu Maintenance K.K.

[TEL] 0120-88-1030 or 03-5295-7799 **[E-mail]** wid@dormy.co.jp
[URL] <http://www.gakuseikaikan.com/dp/waseda/>

Residence Center

[URL] <http://www.waseda.jp/rjc/>

From the Career Center

To those seeking employment

In an ordinary year, competition among job seekers on the employment front is at its peak in April, but affected by the East Japan Earthquake, schedules have drastically changed. Also, there is concern that corporate performance will be badly affected by the disaster, and harsh conditions such as a decrease in the number of employment places is anticipated. When job hunting, please pay attention to the following items.

Changes in corporate employment selection schedules

Many companies have changed their employment selection schedules including special measures for affected students. While many popular major companies postponed employment selection to May and June, some companies have already started selection in April as usual and other companies additionally recruit students at separate slots in May and June, making the situation complicated. As future changes in schedule are possible, please check corporate websites and recruitment information websites for the latest information.

Reference

■ Nikkei Navi

[URL] https://job.nikkei.co.jp/2012/camp_open/disaster/

■ RIKUNABI

[URL] <http://job.rikunabi.com/2012/media/disaster/>

■ MYNAVI

[URL] <http://job.mynavi.jp/12/pc/scThemebcqu0/theme.html>

About selection of companies to work at

Different from normal, it appears that recruitment activities of many companies (large, medium and small-sized) will be concentrated in May and June. In the past, even if you couldn't achieve a selection in April, you could try again in May and June, but this year, selection by many companies could be completed in a short period of time. In order to avoid missing opportunities for selection, we recommend you to comprehensively make applications without sticking to the company size from an early stage.

Remain calm when seeking employment

Some students appear discouraged because schedules in April have been cancelled. It is anticipated, however, that after classes start in May, your schedule might be tight for study and looking for a job, and you are expected to remain calm when seeking employment. You are sure to have many things to do such as studying companies and reviewing of your self-analysis. It is highly recommended to take advantage of the Career Center through, for example, individual consultations.

Office hours of the Career Center

Due to changes in opening hours of the Student Hall, office hours of the Career Center are 9:00 to 17:00 on Monday through Saturday until May 5, 2011 (Thursday). Requests for consultation are accepted between 9:30 and 16:00. Mini-seminars for Job Hunting held between 16:30 and 17:00 on weekdays are suspended until May 5, 2011. Please also note that due to changes in the starting dates of classes, the Career Planning and Placement Office, Tokorozawa Campus will not offer consultations, in April.

Career Center

[TEL] 03-3203-4332 **[E-mail]** career@list.waseda.jp

Check one more time! Responding to aftershocks and other emergencies

Firstly "Protect yourself and don't start to move aimlessly!"

When a great earthquake like the East Japan Earthquake occurs or aftershocks continue, how should we handle the situation?



First, it is essential to stay cool and calmly take action. When an earthquake occurs, we tend to get restless and confused, but this is very dangerous. It is important to judge if the place you are at is safe or not and if it is safe, to stay there and check the situation. If it is dangerous, move to a safe place and put first priority on protecting yourself.

When evacuating, check where to take refuge. Discuss and determine where to get together with your family beforehand.

If transportation is disrupted due to a large earthquake, you may not be able to return home. Decide a means of confirming safety (NTT Disaster Message Board or other carriers' disaster message boards) within your family.

At WASEDA University, we issue and distribute the "Earthquake Response Manual" (Booklet and pocket editions). You can download the manual from the URL below. A mobile edition is also available, so please use the QR code to the right to download and keep it in on your screen memo. We also plan to issue an English edition of the "Earthquake Response Manual (Pocket Edition)" shortly.

If you are a student from overseas, please take advantage of it, too.



◀ Earthquake Response Manual (Left: booklet edition; right: pocket edition)
*A copy of the pocket edition is available at the offices of undergraduate schools, etc.

Booklet edition

[URL] <http://www.waseda.jp/ecocampus/saf/inschool/images/ermstudent.pdf>

Pocket edition

[URL] <http://www.waseda.jp/ecocampus/saf/inschool/images/jishin.pdf>

Help to save power on campus!!

Due to the damage from the earthquake, it is projected that harsh power supply conditions shall continue to persist, and we have implemented power saving measures to reduce power consumption on campus. To be precise, with due consideration to safety given, **we will reduce the number of indoor and outdoor lights used in hallways, stairs and other common areas, restrict operation of air conditioners, reduce the number of elevators in use, stop operation of escalators when not in use and turn off toilet seats with bidet functions.**



Students are also requested to support energy-saving and avoid nonessential use of power by, for example, ① turning off PCs and other OA equipment and switching the machines to eco (power saving) mode, ② unplugging unused cables (to reduce standby power consumption) and ③ avoid using elevators as much as possible and using stairways to go to immediate upper or lower floors.

Effects on school network and interruption of system services due to power shortages

If there is any effect on the use of the school network or system services due to power shortage by the earthquake, relevant information will be displayed in the "News" section on the login screen of the WASEDA-net portal site (<https://www.wnp.waseda.jp/portal/portal.php>) Please visit the site for the latest information.



(Media Network Center)

Open hours of campuses, facilities, and offices

*For the latest information, please check the website of the university or each facility.

WASEDA University website

[URL] <http://www.waseda.jp/top/index-e.html>

Open hours of the Campuses, facilities, and offices

Open hours of Campuses

Campus	Mon.-Fri.	Sat.	Remarks
Waseda Campus	8:00 - 22:30	8:00 - 22:30	
Toyama Campus	8:00 - 22:30	8:00 - 22:30	
Nishi Waseda Campus	8:00 - 22:30	8:00 - 22:30	From April 21 to the end of June; after July: TBA Check the website of the school you belong to.
Tokorozawa Campus	6:00 - 22:30	6:00 - 22:00	
Kitakyushu Campus	8:00 - 22:30	8:00 - 22:30	
Honjo Campus	8:00 - 20:30	8:00 - 20:30	No entry to Building #93 on Sundays and holidays
Nihonbashi Campus	10:00 - 22:00	9:00 - 18:30	Classes start on April 22, 2011

Student Union Building

	Mon.-Fri.	Sat.	Remarks
Student Union Building	8:00 - 22:00	8:00 - 22:00	8:00 - 17:00 (Sundays and holidays) The building is closed once a month on Sunday and for a week at year-end and in the summer. *For the Sunday on which the building is closed (once a month), please check the message board and website. [URL] http://www.waseda.jp/student/gakusei/2011theikanbi.pdf

*Opening hours and closed date up to May 5, 2011 (Thursday)

Monday - Saturday 8:00 - 17:00

Closed on Sundays, national holidays and holidays designated by the university (April 24, April 29 - May 5).

Opening hours of WASEDA University Library

WASEDA University Library	Mon.-Fri.	Sat.	Sun.
Central Library	9:00 - 22:00	9:00 - 22:00	10:00 - 17:00
S. Takata Memorial Research Library	9:00 - 22:00	9:00 - 22:00	Closed
Toyama Library	9:00 - 22:00	9:00 - 22:00	Closed
Science and Engineering Library	9:00 - 21:00	9:00 - 19:00	Closed
Tokorozawa Library	9:00 - 21:00	9:00 - 18:00	Closed

*For other libraries, refer to the following website. [URL] <http://www.wul.waseda.ac.jp/index-e.html>

Health Support Center

Building Number 25-2, Waseda Campus	Mon.-Fri.	Sat.	Remarks
Office (2nd floor) Reception/cashier	9:30 - 11:40 13:30 - 15:40 16:30 - 18:40	9:30 - 11:40	
Clinic (3rd floor) [TEL] 03-5286-3984	9:30 - 11:40 13:30 - 15:40 16:30 - 18:40	9:30 - 11:40	Emergency/first aid 9:00 - 21:00

*For details, please visit the following website. [URL] <http://www.waseda.jp/kenkou/center/HSC/>

In the case of an emergency From "Large Earthquake Response Manual"

What should be prepared on a daily basis

① What should be known at classrooms and laboratories

- Where is the nearest emergency staircase?
- Where is the nearest fire extinguisher?
- Can you easily get out of the room in the case of emergency?
- Have you confirmed the way to the temporary evacuation site and wide area evacuation site?
- Do you know the route to return home on foot?
- Have you decided how to make contact with family members? (It is recommended to use the disaster message dial).
- Do you know the emergency contact number of the people in your laboratory?
- Are chemicals in cabinets arranged to prevent falling over?
- Are highly pressurized gas cylinders equipped with a tip-over safety device?
- Are experimental animals kept in a structure that prevents them from escaping?

② What should be known at home

- Are lighting, shelves, and wardrobes equipped with a tip-over safety device?
- Do you know the emergency evacuation site?
- Have you decided on a route for evacuation?
- Do you keep valuables in a safe place?
- Have you prepared an emergency kit?

③ Register beforehand: Disaster message board service

The service also offers a function to inform pre-registered family members and acquaintances of registration to the disaster message board. You can check on safety via the Internet.

NTT Disaster Emergency Message Dial

(1) [If you want to give information about yourself to recipient] = message recording

[171]+ [1] +[your telephone number] + [record your message]

- ① Dial [171]
 - ② Follow the guidance and dial [1] (without password)
 - ③ Dial your telephone number
 - ④ Record a message up to 30 seconds
- *If you have a password
[171] + [3] + [4-digit password] + [your telephone number] + [record your message]

(2) [If you want to listen to other party's information] = message playback

[171] + [2] + [telephone number of other party] + [play back the message of other party]

- ① Dial [171]
 - ② Follow the guidance and dial [2] (without password)
 - ③ Dial the phone number of your counterpart
 - ④ Play back the message
- *If you have a password
[171] + [4] + [4-digit password] + [telephone number of other party] + [play back the message of other party]

Disaster message board service from various carriers

NTT docomo "iMode Disaster Message Board"

[URL] <http://www.nttdocomo.co.jp/info/disaster/>

iMode → Select "Disaster Message Board" on the top screen of iMenu

au "EZweb Disaster Message Board"

[URL] <http://dengon.ezweb.ne.jp/>

EZweb → Select "Disaster Message Board" on the top menu

SoftBank "Disaster Message Board"

[URL] <http://dengon.softbank.ne.jp>

Yahoo! Keitai → Select "Disaster Message Board" on the top menu

QR codes of mobile phone carriers



NTT docomo



au/TU-KA



SoftBank



WILLCOM

Fire and Disaster Management Agency of the Ministry of Internal Affairs and Communications: Important Information on Countermeasures against Earthquake Disasters

A disaster can be simulated. Check it out in advance!

[URL] http://www.fdma.go.jp/bousai_manual/index.html

When a disaster occurs

Earthquake occurs: Protect yourself

At university

- Stay away from glass, windows, and walls, and anything that could fall down
- Take cover under a desk or cover your head with a bag or clothing to protect your head, hands, and feet from dropping items
- If you are near a door, open it to secure an exit if possible
- If you are using flames during laboratory work, extinguish the flames and stay away from chemicals
- If you are in a square or ground where nothing can fall down, sit down and wait at that place until the quake subsides

During commutation

- Check the surrounding conditions and put first priority on your safety
- Stay away from fences, utility poles, and automatic vending machines and be careful of falling objects

When the quake subsides

1. Check if the place you are at is safe

YES → Stay there NO → Evacuate to a temporary evacuation site

*If you are near a fire and cannot evacuate to a temporary evacuation site, go to a safe place nearby

2. Check if you can return home on foot

YES → Go back home NO → Go to a refuge center

When the situation settles down, notify the university of your safety

*Avoid using a telephone

Report from WASEDA-net portal

[Left menu] → [System Service] → [Application Form Input]

→ Transmit [Safety report to university at the time of large earthquake]

Report using a postcard

With a title of "Safety Report," write down your name, Student Number, whether you or family members are injured, address, issues you have and the condition of your house or evacuation site. Send the postcard to the office of your undergraduate or graduate school.

About Emergency Notice Site

"WASEDA University Emergency Notice Site" is created for emergency communication from WASEDA University. Notices on cancellation of classes due to bad weather, etc. will be posted. Please bookmark the site on your PC or cellular phone.

■ WASEDA University notice page for cellular phones

[URL] <http://m.waseda.jp/> *Can be accessed from cellular phone

■ WASEDA University emergency notice site (Yahoo! blog)

[URL] http://blogs.yahoo.co.jp/waseda_public/

*Can be accessed from cellular phone

■ Media Network Center

[URL] <http://www.waseda.jp/mnc/emergency/index.html>



QR code of WASEDA University emergency notice site

Other remarks

How to use the phone when an earthquake occurs

When an earthquake, accident, or other disaster occurs and many calls are placed at the same time, it is often difficult to make phone calls in the affected area. This causes a lot of trouble for safety confirmation and communication with fire departments and the police. Emergency calls in affected areas can save lives if you "DON'T" make a call.

- As the capacity of communication facilities is limited, make your call as brief as possible
- Take advantage of disaster emergency message dials and boards
- When making a call from an affected area, public payphones are relatively easier to get through on
- In the case of an emergency, it is very useful to have an agreed means of checking safety among family members and relatives
- Immediately after a disaster occurs, many calls to affected areas are made, and it becomes difficult to make a connection. To enable emergency calls in affected areas to run smoothly, avoid nonessential calls or redialing and call back later

(From the website of Telecommunications Carriers Association)

Stop forwarding chain mail messages if you receive one!

Regarding the East Japan Earthquake, incorrect information is distributed as a chain mail message and on electronic message boards and mini-blogs. Check reliable information sources such as media coverage and government websites and avoid being disturbed by such chain mail messages.

Forwarding chain mail will lead to unnecessarily fanning fear in people.

If you receive chain mail, immediately delete it to prevent it from being forwarded.

You can check examples of chain mail at the website of the Spam Consultation Center operated by the Japan Data Communications Association.

■ Spam Consultation Center

[URL] <http://www.dekyo.or.jp/soudan/>

(From the website of the Ministry of Internal Affairs and Communications)

Read and feel safe! WASEDA's view of how to look at earthquake disaster-related information

Don't be led astray by "information!" What viewpoint should be taken to correctly judge the multitude of information that is circulated after a disaster? Professors specializing in individual fields explain

① Q&A on radioactivity and ② How to identify false rumors.

- Shinichi Morooka**
Professor, Faculty of Science and Engineering (Subjects: Reactor thermal hydraulics and reactor safety)
- Yoshiaki Oka**
Professor, Faculty of Science and Engineering (Subjects: Reactor physics and reactor safety)
- Masakazu Washio**
Professor, Faculty of Science and Engineering (Subjects: Accelerator science and radiation physics)
- Yoshimichi Ohki**
Professor, Faculty of Science and Engineering (Subjects: Electrical and electronic materials and radiation engineering)

① Radiation Q & A Is radioactivity and radiation the same thing? Read and learn the answer. Here is a Q&A on "exposure" that everyone is bound to be interested in.

Q1 What is the difference between radioactivity and radiation?

A1 The "ability to emit radiation" is radioactivity, and substances that emit radiation are called "radioactive substances."

Let's use a flashlight as an example. As a flashlight has an ability to emit light, it can be compared to a "radioactive substance," while the light emitted from the flashlight can be understood to be "radiation."

In the way light weakens moving away from the flashlight, radiation gets weaker when you moving away from a radioactive substance. **Radiation is inversely proportional to the square of the distance from a radioactive substance.** If the distance is ten times the length, the amount of radiation will be 1/100.

Q2 How much radiation are we exposed to in daily life?

A2 Look at the illustration at the bottom of the page. The amount of radiation you receive is called, "exposure dose." In Japan, average exposure dose from natural radiation is 1.48 millisieverts per year on average. There are areas where natural radiation levels are much higher in the world. (See illustration below).

Q3 Once a radioactive substance enters the human body, will the amount decrease?

A3 The amount of radiation decreases over time. What is critical in a nuclear reactor accident is "radioiodine." The physical half-life (the period of time it takes for a substance to decrease by half) is eight days. It will decrease to about 1/16 over a month. If radioiodine is taken into the body, it will be drained out of body, so the actual half-life is said to be five days. An intake of iodine will concentrate in the thyroid gland. In particular, infants and small children can be badly affected so allowable concentrations of radioiodine in water and milk are strictly limited. Allowable concentrations for food and water are set at levels that cause no harm when ingested.

Q4 What influence does radiation have on the body?

A4 The effect of radiation poisoning on human bodies include "acute radiation injury" (such as reduced white blood cells) and "late radiation injury" (such as leukemia and cancer). These symptoms will not appear unless you are exposed to radiation 100 times or more the radiation you are exposed to naturally over a year. For radiation control, it is necessary to determine the impact on health by the amount of radiation lower than that of radiation actually causing injury. When regulations are set up, we adopt a linear non-threshold theory assuming that even small doses will have an impact on health depending on the amounts. This is described by a graph where the impact is plotted on a vertical axis and the dosage on a horizontal axis, and a straight line is drawn from the dosage where the impact is observed to the origin. However, this is a measure for regulations and other purposes, **and no impact on health has been observed with a low dose of radiation.**

What is currently in question is in fact a small amount comparable to natural radiation. **There is no need to worry about any impact on health.**

Q5 Should vegetables or beverages exposed to radiation be avoided?

A5 That is not necessary. Follow the instruction by the government and other public institutes. The current allowable concentrations of radiation in water and food are set up to be extremely safe, **so there is no problem even if you had some beverages or food.**

Q6 What should be done if an evacuation call is issued?

A6 An evacuation call is a measure taken for the sake of safety, but follow the instructions by the government. It is different from an evacuation due to a tsunami or landslide in which life is immediately threatened. There is no immediate worry.

■ In the case of indoor evacuation

Shut windows, doors, and other openings, turn off ventilation fans and air conditioners (outdoor air intake type) to stop the inflow of outside air and stay indoors. If you must go out, take the following measures:

- ① To avoid radiation, protect your mouth and nose with a mask, towel, etc. Wetting the towel is more effective.
- ② To avoid settling on skin, minimize exposure by wearing a hat/cap and long-sleeved clothes.

■ In the case of evacuation from your area

Evacuate in accordance with the evacuation call. Don't panic, as there is no immediate risk on your life. There is no possibility that evacuation would become necessary in areas other than those currently subject to the evacuation call and neighboring areas.

Q7 Are there any things to note regarding outdoor activities?

A7 Unless you are a resident of an area subject to an evacuation call or indoor evacuation, lead your life as usual.

Q8 Where can the correct latest information regarding how to handle radiation and exposure be obtained?

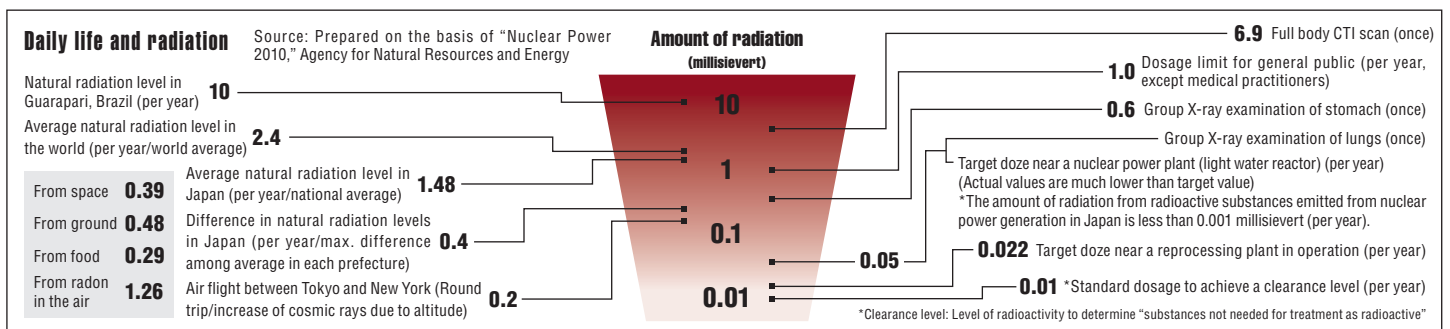
A8 There is abundant information regarding radiation, and some of them are not based on the correct scientific knowledge. We recommend obtaining information from NHK and the government via the radio, television, and the Internet.

■ Japan Atomic Energy Relations Organization

【URL】 <http://www.jaero.or.jp/data/02topic/2011eq.htm>

■ National Institute of Radiological Sciences

【URL】 <http://www.nirs.go.jp/information/info.php?i3>



② How to identify false rumors

Though there are different levels such as rumors, false rumors, groundless rumors and false reports, there is always “groundless” and “unfounded” information circulated around the world, regardless of the amount. The route of communication in the past was “word of mouth,” but recently, keitai (cellular phone) mail, twitter and other new means have appeared, and they are integrated with “word of mouth.” Substantial environmental conditions are necessary in order for unfounded rumors and false rumors to become strong enough to actually affect and influence people’s behaviors. It is a time when society is, so to say, unhealthy and on extreme conditions. For example, economic malaise and little hope under a depression, psychological uplift, and suppression in wartime and extreme uncertainty and tension at the time of a great natural disaster or a nuclear power plant accident. When backed with such a social environment and “absence of information” is caused or a distrust of information sources (announcement source of information said to be “facts” such as the government, agency, company causing the accident and experts) and reporting source (media that communicate announcements and situations) is created, unfounded or false rumors are generated and spread to fill the gaps. In other words, when the amount and quality of information persuasive

Tatsuro Hanada

Professor, Faculty of Education and Integrated Arts and Sciences

enough about objective facts is insufficient, it attracts false comments.

As receivers of information, what should we do? **The simplest approach is to check multiple information and report sources. Do not immediately respond to hearsay information whose source you cannot confirm.** As university students, you should not be a source or messenger of unfounded and false rumors, and should be ashamed to be a follower. You must have a viewpoint and attitude to coolly observe social conditions and mechanisms causing such rumors and historically analyze from where social distrust of information and reporting sources has come. In other words, the best measure to avoid being confused with overflowing information is to understand that society is put under such harsh tension and try to objectively understand that you are a member of the society. In such a time, you have to show your “university student-like” reasoning.

Tatsuro Hanada

Professor of the Faculty of Education and Integrated Arts and Sciences.

Representative coordinator of the journalism course as a minor common for all schools. He specializes in media studies, journalism studies, and sociology.

Major events Events will be held as follows.

WASEDA-Keio Regatta

The race is implemented with the date and venue changed.

[Dates] April 23 (Saturday)

[Venue] Toda Olympic Boat Course

[URL] <http://www.the-regatta.com/>

*At the WASEDA-Keio Regatta, team members plan to conduct a fund-raising activity at the venue.



WASEDA-Keio -Meiji Charity Match

[Dates] May 5 (Thursday); starting time:

TBA (For details, please check the website, etc.)

[Venue] Chichibunomiya Rugby Stadium

[URL] “College Rugby Union Fund-raising Project”

<http://www.daigakurugbygienkin.jp/>

Tokyo Big 6 Baseball League, Spring League

Throughout the period, the first game starts from 10:00 and the second game starts at 13:00. WASEDA-Keio Baseball Game will be held on May 28 (Saturday) and 29 (Sunday) as scheduled (from 1:00 PM).

[URL] <http://www.big6.gr.jp/index.html>

*Tokyo Big 6 Baseball League will contribute part of profits and funds raised at the venue to effected areas.



Course periods of “Freshman Startup Class”

● Learn about Course N@vi!

[Period] From March 29 (Tuesday)

● ABC of WASEDA Life: To lead a fulfilling student life

[Period] From March 29 (Tuesday)

*Be sure to take Themes 1 and 2 courses by August 10 (Wednesday).

● Computer Security Seminar and Information Ethics Test for Freshmen

[Period] March 29 (Tuesday) - June 6 (Monday) Until 13:00

[URL] <http://www.waseda.jp/mnc/EDUCATION/2011/fresh201104.html>

Overseas Study Fair

[Dates] May 7 (Saturday) For details, please contact the Center for International Education

[URL] <http://www.cie-waseda.jp/studyabroad/index.php>

WASEDA Student Festival of Culture and Arts 2011

[Period] June 7 (Tuesday) ~ 12 (Sunday)planned

*If any event is cancelled or schedule changed, announcements will be made on the WASEDA-net Portal.

Honjo-WASEDA 100km Hiking

[Period] June 18 (Saturday)/June 19 (Sunday)

About the Seminar House

On April 22 (Friday), we will start to accept reservations of the Sugadaira and Izukawana Seminar Houses temporarily closed due to the East Japan Earthquake (normally open throughout the year) as well as Karuizawa and Matsushiro Seminar Houses (scheduled to be opened in mid-April) for arrivals on May 7th (Saturday) and later through WASEDA-net Portal. For schedules for bookings in the first, summer and second semesters, please check the Seminar House website.

For the Kamogawa Seminar House, accommodation of people affected by the earthquake is currently underway, so the period to restart regular use will be separately announced on the WASEDA-net Portal.

[Inquiries] Staff responsible for the Seminar Houses, Student Affairs Section

[Tel] 03-3203-4341 (Weekdays: 9:00 – 17:00)

[E-mail] seminar-house@list.waseda.jp

[URL] <http://www.waseda.jp/student/kosei/seminar-house/>

Change of tutor registrations (1st Semester)

The registration schedule is changed as follows. If you want to register as a tutor, please check the dates carefully. Details of registration hours, etc. will be announced before actual registrations start via the WASEDA-net Portal.

[Registration period]

May 9 (Monday) - May 13 (Friday); May 16 (Monday) - May 20 (Friday)

[Inquiries] Counter ② Student Affairs Section

[Tel] 03-3203-4341 (Weekdays: 9:00 – 17:00)

[E-mail] katei-kyoushi@list.waseda.jp

Publication schedule of “WASEDA Weekly” changed

We will start to publish “WASEDA Weekly” on May 12 (Thursday). For details, please visit the following URL.

[URL] <http://www.waseda.jp/student/weekly/info/info023.html>

To people considering volunteering to help with the East Japan Earthquake

Here at the Hirayama Ikuo Volunteer Center (WAVOC), we have received many opinions, saying, "I want to be a volunteer!" Currently, the areas affected by the tsunami need many volunteers to remove sludge, earth, and sand from buildings. In addition, you can support people not only by going to sites but also working in Tokyo. Please collect the proper information and find out what you can do.

Want to volunteer on site!

Collecting information is the key

To serve as a volunteer, it is essential to collect information and make preparation beforehand. Check what you will do, where you will go, what is needed there, and what preparation you must do to meet the goals before addressing volunteer activities.

Do not just turn up at the affected area without knowing anything, carrying a backpack.

Rules before going to affected areas

WAVOC has supported many student volunteers. Based on this experience, the following are rules students who go to affected areas and get engaged in volunteer activities must at least observe. Read them carefully for a thorough understanding.

— 10 Rules for student volunteers for areas affected by the earthquake —

First Be covered by volunteer insurance

The essence of a volunteer is "self-responsibility." If you have an accident or become sick, you must handle it on your own. Being covered by insurance is one way to prepare for this.

Second Secure your food and place to sleep on your own

It is a bad idea to eat and sleep at a refuge. Especially at night, there is an issue of law and order, so secure a place you can stay safely at night beforehand.

Third Act together with a person you can trust in the affected area

When you are engaged in volunteer activities, pay full attention to your own safety. In order to avoid getting involved in sexual violence that might occur in affected areas, avoid taking independent action.

Fourth Do not take jobs victims should do themselves

When you go to the affected area, you tend to feel that you want to do something for the victims. However, local people are responsible for restoration. The manner in which you support their power is important.

Fifth If you cannot stop crying, give up the activity

When you are in touch with miserable conditions and people crying, you may be mentally hurt, too. If you cannot control your mind, decide to leave the place or return home.

Sixth Clearly turn down what you cannot do

It is difficult to turn down a request from disaster victims. However, even if you are volunteering and not doing it for money, you will be responsible once you have said yes. It is necessary to act in a responsible manner.

Seventh Don't overdo things without sleeping or resting

In the affected area, you will be excited and tend to work as much as you can, driven by a sense of mission. If you become sick from fatigue, however, you will cause trouble to the area. Take a break and pay attention to managing your health.

Eighth Don't take picture of victims

You may feel like taking photos to report to your friends or peers. But you are in an area of victims. In principle, avoid taking photos of victims, destroyed buildings and group pictures of volunteers.

Ninth Listen to others first

Wanting to encourage victims, you might tend to say, "Do your best for the sake of Mr. XX," or "Cheer up." It is important to avoid casually giving words of encouragement.

Tenth Don't criticize management of volunteer activities

In volunteer activities in affected areas, people sometimes complain that they have no job to do or that the instruction is poor. However, nothing is gained by indignation. Think about what you can do and take action yourself.

Get reliable information

Earthquake-related volunteers are recruited in many different forms, and WAVOC provides information from the Tokyo Voluntary Action Center. As there are many organizations, please carefully examine the information.

■ Tokyo Voluntary Action Center (operated by Tokyo Council of Social Welfare)

[URL] <http://www.tvac.or.jp/>

Want to contribute materials!

Local needs change over time. Organizations, materials, and the timing of acceptance change, so please collect the latest information. Each organization defines rules to alleviate the material sorting workload, so please check them at individual organizational websites. Goods and items not compliant with the rules cause trouble.

Maintain interest for a long time!

For the restoration and recovery for the future, long-term support is definitely necessary. Please do not make your commitment a temporary feeling and maintain a long-term interest. Please make sure your body and mind are ready for volunteer activities upon request.

WAVOC starts unique support activities. If you want to get information in a timely manner, please subscribe to WAVOC Mail News. (Subscribe from the WAVOC website).

Hirayama Ikuo Volunteer Center (WAVOC)

[Opening times] Monday–Friday 10:00–18:00

[URL] <http://www.waseda.jp/wavoc>

[E-mail] wavoc@lst.waseda.jp [Tel] 03-3203-4192

Want to make a contribution!

At WASEDA University, we conduct fund-raising activities mainly for WASEDA University students. Contributions collected will be delivered to the Japan Red Cross.

■ Acceptance period

Bank transfer: March 24, 2011 (Thursday) to July 31, 2011 (Sunday)

Acceptance by contribution box: March 24, 2011 (Thursday) to April 23, 2011 (Saturday)

*The periods are subject to change, so please check the university website.

■ Acceptance methods

(1) By bank transfer

Sumitomo Mitsui Bank, Takatanobaba Branch, Account # 461062 (savings account)
Account name: WASEDA University Contributions for the Great Tohoku-Pacific Ocean Earthquake

*If you transfer money from overseas, use the code # SMBCJPJT

*No transfer charge is applied if you transfer money from the Main Branch and branches of Sumitomo Mitsui Bank, ATMs of Sumitomo Mitsui Bank and some ATMs at convenience stores.

*Please note that a transfer charge is applied for transfers from overseas.

(2) Acceptance by contribution boxes (accepted during office hours)

Faculty of Political Science and Economics, Faculty of Law, Faculty of Letters, Arts and Sciences, Faculty of Education and Integrated Arts and Sciences, Faculty of Commerce, Faculty of Science and Engineering, Faculty of Social Sciences, Faculty of Human Sciences, Faculty of Sport Sciences, School of International Liberal Studies, WASEDA University Senior High School, WASEDA University Honjo Senior High School, Art and Architecture School, Kawaguchi Art School of WASEDA University, WASEDA University Library, Student Union Building, Okuma Kaikan, The Hirayama Ikuo Volunteer Center (WAVOC), Research Promotion Division, Extension Center *For details of the locations of the boxes, please check individual sites.

*Do not put anything other than cash (in Japanese yen) such as checks or gift certificates.

*Please note that no receipt is issued for (1) or (2).

■ Contributions/inquiries: General Affairs Section, General Affairs Division
[Tel] 03-3203-4333 (Weekdays 9:00–17:00)